

Master Fee Schedule



Effective July 1, 2025

Planning Division Fee Schedule (Effective July 1, 2025)		
Fee Description	Fee Amount	Deposit/Flat Fee
LAND USE APPROVALS		
General Plan Amendment	\$10,000	Deposit
Zone Change/Zoning Code Amendment/Specific Plan Amendment	\$10,000	Deposit
Minor Use Permit	\$1,921	Fee
Use Permit	\$4,000	Deposit
Minor Adjustments	\$1,921	Fee
Variances	\$6,000	Deposit
Site Development Permit (Admin)	\$1,921	Fee
Site Development Permit (Planning Commissions)	\$6,000	Deposit
Coastal Development Permit	\$6,000	Deposit
Changed Plan	\$561	Fee
Temporary Use Permit	\$401	Fee
Home Occupation Permits	\$81	Fee
Orange County Fire Authority Review	\$81	Fee
Appeals	\$1,550	Fee + Deposit
ROW Communications Facility Non-Lease	\$1,600	Deposit
Sidewalk Vending Permit Fee	\$196	Fee

ENVIRONMENTAL DOCUMENTS		
CEQA: EIR/Initial Study/Negative Declaration	\$20,000	Deposit

SUBDIVISIONS		
Certificate of Compliance	\$1,500	Deposit
Tentative Tract Map	\$8,000	Deposit
Amendment to Approved Tentative Map	\$5,000	Deposit
Tentative Parcel Map	\$6,000	Deposit
Lot Line Adjustment	\$3,000	Deposit

GRADING FEES		
Grading Plan Check, Permitting, & Inspection		
<\$50,000 valuation	\$2,000	Deposit*
\$50,000-\$200,000 valuation	\$5,000	Deposit*
\$200,001-\$1,000,000 valuation	\$10,000	Deposit*
>\$1,000,001 valuation	\$15,000	Deposit*
*City incurred third-party geotechnical consultant costs plus 10% for City staff time and administration charged against deposit.		

LANDSCAPING FEES		
Landscape/Irrigation Plan Check, Permitting, & Inspection		
<\$15,000 valuation	\$1,000	Deposit**
\$15,000-\$50,000 valuation	\$3,000	Deposit**
\$50,001-\$200,000 valuation	\$5,000	Deposit**
\$200,001-\$1,000,000 valuation	\$10,000	Deposit**
>\$1,000,001 valuation	\$15,000	Deposit**
**City incurred third-party landscape consultant costs plus 10% for City staff time and administration charged against deposit.		

NEW PLANNING FEES		
Development Agreement	\$10,000	Deposit
Zoning Conformity Determinations	\$320	Fee
Entitlement/Subdivision Time Extension	\$1,000	Deposit
Temporary Sign/Banner Permit	\$49	Fee
Pre-application Review/City Staff Research (over 1 hour)	\$500	Deposit
Address New/Change	\$500	Deposit

OTHER NEW DEPT FEES		
Technology Fee (3)	2%	Fee
General Plan Maintenance Fee (3)	2%	Fee
Temporary Certificate of Occupancy (3)	\$241	Fee

Notes:

1. The deposit amount required at the time of submittal is an estimate of the cost of an average project. An hourly rate of \$160 will be charged against the deposit for actual staff time to process the application. Additionally, should the services of external third-party consultants on behalf of the City be necessary for application review, these direct costs incurred by the City will also be charged against the deposit. Total processing costs may be more or less than the initial deposit. If the actual cost exceeds the deposit, additional funds will be required to continue processing the project. If the actual cost is less than the deposit, the balance will be refunded. Flat-fee amounts are non-refundable.
2. For administrative discretionary applications (Minor Adjustments, Minor Use Permits, administrative Site Development Permits, Changed Plans), should external third-party City consultant reviews be necessary, such as peer reviews of soils reports/grading plans, hydrology reports, landscaping plans, traffic studies, the applicant shall be responsible for these City incurred charges, in addition to the flat fee submittal amount.
3. 2% of building plan check and permit fees.
4. For services requested of City staff which have no deposit/fee listed in this fee schedule, the Community Development Director or their designee shall determine the appropriate deposit/fee based on the established hourly rate. Additionally, the City will pass-through to the applicant any incurred costs from the use of external third-party consultants if required to process the specific request or application.
5. **Flat fees and hourly rates charges against deposits shall be annually adjusted based on CPI (Los Angeles Index).**
6. Where multiple applications are applied for and are to be processed concurrently (i.e., Site Development Permit and Use Permit), the higher deposit amount shall be made.
7. The appellant is responsible for the flat-rate portion at the time the appeal is filed. The applicant is required to pay the actual staff time as a deposit.

Planning Division Development Fee Program (Effective July 1, 2025)				
Fee Program	Zone	Single-Family Dwelling	Multi-Family Dwelling	Commercial /Non Residential
San Joaquin Hills Transportation Corridor Fee (SJHTC)*	A	\$6,722/unit	\$3,915/unit	\$9.01/ sq. ft.
Moulton Parkway/Laguna Niguel Fee (MP/LN)	MP	\$740/unit	\$433/unit	\$1.47/ sq. ft.
	LN	\$405/unit	\$233/unit	\$1.74/ sq. ft.
Coastal Area Road Improvement and Traffic Signals Fee (CARITS)	2A/2B	\$2,121/unit	\$1,266/unit	\$2.48/ sq. ft.
	2D	\$3,595/unit	\$2,877/unit	\$3.24/ sq. ft.
Salt Creek Corridor (12764 new & 2 nd units, 12765 2 nd units)		\$50/unit	\$50/unit	N/A
Park-in Lieu Fees	Pursuant to Sections 9-1-522 and 9-1-523 of the Local Park Code, the dollar amount of the Park-In-Lieu Fee is computed by multiplying the number of proposed dwelling units in a development project by the park land acres per dwelling unit as shown in the table below and then by multiplying the resultant acreage amount by the residential land value of the land being developed, per acre.			
	Dwelling Units/AC		Park Land AC per Dwelling Unit	2025 Value per Acre
	Up to 6.5		0.0096	\$1,438,210
	6.6 or 15.5		0.0078	\$2,008,816
	15.6 to 25.5		0.006	\$2,439,277
	25.6 and up		0.0056	\$2,869,738

Notes:

* Payment of the transportation corridor fee shall be made by separate check payable to "San Joaquin Hills Transportation Corridor Agency".

Building Division Fees Schedule (Effective July 1, 2025)

- In accordance with the City Council Resolution No. 91-129 establishing fees for the Building Division, increases have been made to the construction valuation and non-valuation permit fees based upon changes in the Los Angeles Construction Cost Index (CCI) published by the Engineering News Record (ENR).

- Technology Cost Recovery will be 2% of building plan check and permit fees.
- General Plan Cost Recovery will be 2% of building plan check and permit fees.

PLUMBING FEES

Item	Cost/Item	Item	Cost/Item
Bar Sink	\$18.47	Lavatories	\$18.47
Backflow Device	\$18.47	Roof Drains	\$18.47
Bathtubs	\$18.47	Showers	\$18.47
Dishwashers	\$18.47	Service Sink	\$18.47
Drinking Fountains	\$18.47	Sewer Cap	\$18.47
Floor Drains	\$18.47	Sewer Connection	\$42.22
Floor Sinks	\$18.47	Urinal	\$18.47
Gas Piping 1-5	\$18.47	Water Closet	\$18.47
6+	\$4.62	Water Heater	\$18.47
Gas Service/Meter Release	\$102.92	Water Heater, Tankless	\$18.47
Interceptors/Classifiers	\$42.22	(+ vent & pipe alt)	
Kitchen Sink	\$18.47	Gas Test	\$18.47
Water Piping Alteration	\$18.47	Water Service	\$18.47
Water Heater Vent	\$58.05	Temp. Gas Service	\$84.44
Hose Bib	\$18.47	Gas Pressure Regulator	\$6.59
Plan Check Fee: 50% of Total Plumbing Fees		Permit Issuance Fee	\$39.23

MECHANICAL FEES

Item	Cost/Item	Item	Cost/Item
Boiler		Refrigeration System	
<=5hp; <=100K BTUs	\$88.32	0-100,000 BTU	\$88.32
>5&<=15hp; >100K&<=500K BTUs	\$121.44	+100,000 BTU	\$121.44
>15&<=30hp; .500K&<=1M BTUs	\$179.41	Heat Pump or Air Conditioner	
>30&<=50hp; >1M<=2M BTUs	\$237.37	0-5 Tons	\$88.32
>50hp; >2M BTUs	\$300.86	+5 Tons	\$121.44
Ventilation Fan	\$24.84	Heating System & Ducting	
Exhaust System	\$46.92	<=100,000 BTU	\$60.73
Fireplace/Factory Built ICBO#	\$38.64	>100,000<=500,000 BTU	\$88.32
Evaporative Cooler	\$38.64	>500,000<=1,000,000 BTU	\$121.44
Hood or Canopy	\$60.73	>1,000,000<=2,000,000 BTU	\$179.41
System Repair/Alteration	\$46.92	>2,000,000 BTU	\$300.86
AC Coil	\$46.92	Duct Work	\$24.84
AC Condenser	\$46.92		

MISCELLANEOUS FEES			
Conversion Inspection	\$262.21	Special Investigations:	
Structural Reinspection	\$138.01	Record Search (+ copy costs)	\$60.73
Special Inspector (Annual)	\$126.96	Complete Investigation (+ copy costs)	\$386.42
Cert. of Occupancy	\$132.48	Photo Copies ea (letter)	\$0.10
Temp Cert of Occupancy	\$238.13		
Plan Check Revision	\$42.92		
OCFA Flat Fee	\$27.59		
General Plan Maintenance Fee	2% of building plan check and permit fees		
Technology Fee	2% of building plan check and permit fees		
Required State Fees			
Strong Motion Improvement Program (SMIP)		Disability Access & Education Fee	\$4.00
Multi-Family and Commercial	2.8% (min \$0.50)		
Single Family	1.3% (min \$0.50)		
Building Standards Administration Revolving Fund (CBSC)			
\$1.00 Per \$25,000 Valuation			

ELECTRICAL FEES			
Item	Cost/Item	Item	Cost/Item
Automatic Washer	\$30.36	Motors:	
Cooking Unit	\$30.36	<=1 hp	\$13.11
Dishwasher	\$30.36	>1 to <=10 hp	\$30.36
Dryer	\$30.36	>10 to <=50 hp	\$60.73
Ventilation Fan	\$30.36	>50 to <=100 hp	\$88.32
F.A.U.	\$30.36	>100 hp	\$151.81
Fixtures:		Pole Lights	\$30.36
<=20	\$2.48	Time Clock	\$11.04
>20	\$1.66	Temp. Power Pole or Piggyback	\$30.36
Device Boxes		Temp. Construction Sub Pole	\$30.36
<=20	\$2.48	Temp. Construction Lighting	
>20	\$1.66	<= 500 lamps	\$24.84
Switches/Outlets:		> 500 lamps	\$46.92
<=20	\$2.48	Temp. Meter Release	\$179.41
>20	\$1.66	Meter Release	\$179.41
Garbage Disposal	\$30.36	Pedestal Meter	\$179.41
Water Heater	\$30.36	Electrical Conduit per Circuit	\$30.36
Self-Contained Appliance	\$30.36	Disconnect	\$30.36
Range	\$30.36	Photovoltaic	\$205.38
Transformer:		Photovoltaic PC	\$205.38
<=1 hp	\$13.11	Photovoltaic Issuance	\$39.24
>1 to <=10 hp	\$30.36		
>10 to <=50 hp	\$60.73		
>50 to <=100 hp	\$88.32		
>100 hp	\$151.81		
Services & Switchboards			
<= 600 amps	\$60.73		
>600 to <=1,000 amps	\$121.44		
>1,000 amps	\$151.81		
Sub Panel	\$30.36		
Plan Check Fee	50% of Total Electrical Fees	Permit Issuance Fee:	\$39.23

POOL & SPA FEE			
Item	Permit	Plan Check	
Private Pool	\$607.22	\$231.85	
Private Spa	\$463.70	\$115.93	
Private Pool & Spa	\$723.15	\$260.83	
Public Pool	\$742.47	\$358.81	
Public Spa	\$574.11	\$165.60	
Public Pool & Spa	\$886.00	\$400.22	
Pool/Spa Demo	\$135.24		
Anti-entrapment Device	\$57.96	Permit Issuance Fee:	\$39.23

SIGN PERMIT FEE			
Size	Single Face	Double Face	Gaseous Tube Face
<=6 s.f. (< 5 feet in height)	N/A	N/A	\$66.10
<=6 s.f. (>= 5 feet in height)	\$41.40	\$49.68	\$80.04
> 6 < 25 s.f.	\$91.08	\$74.52	\$107.65
>= 25 < 50 s.f.	\$107.65	\$88.32	\$146.29
>= 50 < 75 s.f.	\$113.17	\$124.20	\$195.97
>= 75 < 100 s.f.	\$146.29	\$182.17	\$240.13
>= 100 < 150 s.f.	\$195.97	\$237.37	\$298.10
>= 150 < 200 s.f.	\$240.13	\$298.10	\$339.50
>= 200 < 250 s.f.	\$278.77	\$345.02	\$378.14
>= 250 < 350 s.f.	\$281.53	\$378.14	\$405.73
>= 350 s.f.	\$0.83	\$0.83	\$1.10
Transformer or Ballast:			
First	\$19.32	\$19.32	\$19.32
Each Additional	\$9.66	\$9.66	\$9.66
Permit Issuance:	\$39.23	\$39.23	\$39.23
<i>Note - Building Permit and additional fees may be required for freestanding signs.</i>			

SIGN PLAN CHECK FEE			
Size	Single Face	Double Face	Gaseous Tube Face
< 75 s.f.	\$55.20	\$41.40	\$63.49
>= 75 < 200 s.f.	\$80.04	\$49.68	\$80.04
>= 200 < 350 s.f.	\$107.65	\$74.52	\$107.65
>= 350 s.f.	50% of Permit Fee	50% of Permit Fee	50% of Permit Fee
<i>Note - Building Permit and additional fees may be required for freestanding signs.</i>			

In accordance with City Council Resolution No. 91-129, Building Permit and Plan Check fees that are based on valuation shall be based on the valuation data on a cost per square foot basis as established by the International Code Council. The attached valuation data shall be used in calculating valuations to determine permit and plan check fees. In the event of discrepancies, the Building Official shall determine the appropriate valuations to be applied.

MISCELLANEOUS VALUATION

Item	Cost Per Square Foot; Average	Item	Cost Per Square Foot; Average
Residential Patio Cover	\$24.42	Commercial Patio Cover	\$29.53
Add for Screening	\$4.89	Add for Screening	\$12.51
Chainlink Fences	\$3.11		
Wood Decks	\$26.67	Tenant Improvements	\$57.69
Wood Fences	\$8.16		
Masonry Fences	\$17.80	Air Conditioning Commercial	\$10.09
Greenhouse	\$26.67		
Retaining Walls	\$20.93		
Room Additions	\$155.23		
Room Alterations	\$60.03		
Demolition			
Masonry	\$2.71	SB 1473 CBSC Fee:	\$1 per 25K
Wood	\$1.15		
Plan Check Fee/Hour (min. 0.5 hr)	\$100.86	Permit Issuance Fee:	\$39.23



Building Plan Check and Permit Fees

Residential

City of Laguna Niguel

Building Division

30111 Crown Valley Pwky

Laguna Niguel, CA 92677

(949) 362-4300

bpermit@cityoflagunaniguel.org

www.cityoflagunaniguel.org

Authorized By: CC Reso 91-129

Exhibit I, Sections 1a & 2

Effective: 7/1/2025

Construction Cost Index, December 2024

Engineering News Record

Total Valuation			Plan Check Fee	Permit Fee	Permit Issuance	Total Fees
\$0.00	to	\$1,000.00	\$34.30	\$49.00	\$39.24	\$122.54
\$1,000.01	to	\$2,000.00	\$48.30	\$69.00	\$39.24	\$156.54
\$2,000.01	to	\$3,000.00	\$62.30	\$89.00	\$39.24	\$190.54
\$3,000.01	to	\$4,000.00	\$76.30	\$109.00	\$39.24	\$224.54
\$4,000.01	to	\$5,000.00	\$90.30	\$129.00	\$39.24	\$258.54
\$5,000.01	to	\$6,000.00	\$104.30	\$149.00	\$39.24	\$292.54
\$6,000.01	to	\$7,000.00	\$118.30	\$169.00	\$39.24	\$326.54
\$7,000.01	to	\$8,000.00	\$132.30	\$189.00	\$39.24	\$360.54
\$8,000.01	to	\$9,000.00	\$146.30	\$209.00	\$39.24	\$394.54
\$9,000.01	to	\$10,000.00	\$160.30	\$229.00	\$39.24	\$428.54
\$10,000.01	to	\$11,000.00	\$167.65	\$239.50	\$39.24	\$446.39
\$11,000.01	to	\$12,000.00	\$175.00	\$250.00	\$39.24	\$464.24
\$12,000.01	to	\$13,000.00	\$182.35	\$260.50	\$39.24	\$482.09
\$13,000.01	to	\$14,000.00	\$189.70	\$271.00	\$39.24	\$499.94
\$14,000.01	to	\$15,000.00	\$197.05	\$281.50	\$39.24	\$517.79
\$15,000.01	to	\$16,000.00	\$204.40	\$292.00	\$39.24	\$535.64
\$16,000.01	to	\$17,000.00	\$211.75	\$302.50	\$39.24	\$553.49
\$17,000.01	to	\$18,000.00	\$219.10	\$313.00	\$39.24	\$571.34
\$18,000.01	to	\$19,000.00	\$226.45	\$323.50	\$39.24	\$589.19
\$19,000.01	to	\$20,000.00	\$233.80	\$334.00	\$39.24	\$607.04
\$20,000.01	to	\$21,000.00	\$241.15	\$344.50	\$39.24	\$624.89
\$21,000.01	to	\$22,000.00	\$248.50	\$355.00	\$39.24	\$642.74
\$22,000.01	to	\$23,000.00	\$255.85	\$365.50	\$39.24	\$660.59
\$23,000.01	to	\$24,000.00	\$263.20	\$376.00	\$39.24	\$678.44
\$24,000.01	to	\$25,000.00	\$270.55	\$386.50	\$39.24	\$696.29
\$25,000.01	to	\$26,000.00	\$276.22	\$394.60	\$39.24	\$710.06
\$26,000.01	to	\$27,000.00	\$282.24	\$403.20	\$39.24	\$724.68
\$27,000.01	to	\$28,000.00	\$288.26	\$411.80	\$39.24	\$739.30
\$28,000.01	to	\$29,000.00	\$294.28	\$420.40	\$39.24	\$753.92
\$29,000.01	to	\$30,000.00	\$300.30	\$429.00	\$39.24	\$768.54
\$30,000.01	to	\$31,000.00	\$306.32	\$437.60	\$39.24	\$783.16

Residential

City of Laguna Niguel

Page 1 of 46

July 2024

Total Valuation			Plan Check Fee	Permit Fee	Permit Issuance	Total Fees
\$31,000.01	to	\$32,000.00	\$312.34	\$446.20	\$39.24	\$797.78
\$32,000.01	to	\$33,000.00	\$318.36	\$454.80	\$39.24	\$812.40
\$33,000.01	to	\$34,000.00	\$324.38	\$463.40	\$39.24	\$827.02
\$34,000.01	to	\$35,000.00	\$330.40	\$472.00	\$39.24	\$841.64
\$35,000.01	to	\$36,000.00	\$336.42	\$480.60	\$39.24	\$856.26
\$36,000.01	to	\$37,000.00	\$342.44	\$489.20	\$39.24	\$870.88
\$37,000.01	to	\$38,000.00	\$348.46	\$497.80	\$39.24	\$885.50
\$38,000.01	to	\$39,000.00	\$354.48	\$506.40	\$39.24	\$900.12
\$39,000.01	to	\$40,000.00	\$360.50	\$515.00	\$39.24	\$914.74
\$40,000.01	to	\$41,000.00	\$366.52	\$523.60	\$39.24	\$929.36
\$41,000.01	to	\$42,000.00	\$372.54	\$532.20	\$39.24	\$943.98
\$42,000.01	to	\$43,000.00	\$378.56	\$540.80	\$39.24	\$958.60
\$43,000.01	to	\$44,000.00	\$384.58	\$549.40	\$39.24	\$973.22
\$44,000.01	to	\$45,000.00	\$390.60	\$558.00	\$39.24	\$987.84
\$45,000.01	to	\$46,000.00	\$396.62	\$566.60	\$39.24	\$1,002.46
\$46,000.01	to	\$47,000.00	\$402.64	\$575.20	\$39.24	\$1,017.08
\$47,000.01	to	\$48,000.00	\$408.66	\$583.80	\$39.24	\$1,031.70
\$48,000.01	to	\$49,000.00	\$414.68	\$592.40	\$39.24	\$1,046.32
\$49,000.01	to	\$50,000.00	\$420.70	\$601.00	\$39.24	\$1,060.94
\$50,000.01	to	\$51,000.00	\$460.32	\$657.60	\$39.24	\$1,157.16
\$51,000.01	to	\$52,000.00	\$465.29	\$664.70	\$39.24	\$1,169.23
\$52,000.01	to	\$53,000.00	\$470.26	\$671.80	\$39.24	\$1,181.30
\$53,000.01	to	\$54,000.00	\$475.23	\$678.90	\$39.24	\$1,193.37
\$54,000.01	to	\$55,000.00	\$480.20	\$686.00	\$39.24	\$1,205.44
\$55,000.01	to	\$56,000.00	\$485.17	\$693.10	\$39.24	\$1,217.51
\$56,000.01	to	\$57,000.00	\$490.14	\$700.20	\$39.24	\$1,229.58
\$57,000.01	to	\$58,000.00	\$495.11	\$707.30	\$39.24	\$1,241.65
\$58,000.01	to	\$59,000.00	\$500.08	\$714.40	\$39.24	\$1,253.72
\$59,000.01	to	\$60,000.00	\$505.05	\$721.50	\$39.24	\$1,265.79
\$60,000.01	to	\$61,000.00	\$510.02	\$728.60	\$39.24	\$1,277.86
\$61,000.01	to	\$62,000.00	\$514.99	\$735.70	\$39.24	\$1,289.93
\$62,000.01	to	\$63,000.00	\$519.96	\$742.80	\$39.24	\$1,302.00
\$63,000.01	to	\$64,000.00	\$524.93	\$749.90	\$39.24	\$1,314.07
\$64,000.01	to	\$65,000.00	\$529.90	\$757.00	\$39.24	\$1,326.14
\$65,000.01	to	\$66,000.00	\$534.87	\$764.10	\$39.24	\$1,338.21
\$66,000.01	to	\$67,000.00	\$539.84	\$771.20	\$39.24	\$1,350.28
\$67,000.01	to	\$68,000.00	\$544.81	\$778.30	\$39.24	\$1,362.35
\$68,000.01	to	\$69,000.00	\$549.78	\$785.40	\$39.24	\$1,374.42
\$69,000.01	to	\$70,000.00	\$554.75	\$792.50	\$39.24	\$1,386.49
\$70,000.01	to	\$71,000.00	\$559.72	\$799.60	\$39.24	\$1,398.56
\$71,000.01	to	\$72,000.00	\$564.69	\$806.70	\$39.24	\$1,410.63
\$72,000.01	to	\$73,000.00	\$569.66	\$813.80	\$39.24	\$1,422.70
\$73,000.01	to	\$74,000.00	\$574.63	\$820.90	\$39.24	\$1,434.77
\$74,000.01	to	\$75,000.00	\$579.60	\$828.00	\$39.24	\$1,446.84
\$75,000.01	to	\$76,000.00	\$584.57	\$835.10	\$39.24	\$1,458.91
\$76,000.01	to	\$77,000.00	\$589.54	\$842.20	\$39.24	\$1,470.98

Total Valuation			Plan Check Fee	Permit Fee	Permit Issuance	Total Fees
\$77,000.01	to	\$78,000.00	\$594.51	\$849.30	\$39.24	\$1,483.05
\$78,000.01	to	\$79,000.00	\$599.48	\$856.40	\$39.24	\$1,495.12
\$79,000.01	to	\$80,000.00	\$604.45	\$863.50	\$39.24	\$1,507.19
\$80,000.01	to	\$81,000.00	\$609.42	\$870.60	\$39.24	\$1,519.26
\$81,000.01	to	\$82,000.00	\$614.39	\$877.70	\$39.24	\$1,531.33
\$82,000.01	to	\$83,000.00	\$619.36	\$884.80	\$39.24	\$1,543.40
\$83,000.01	to	\$84,000.00	\$624.33	\$891.90	\$39.24	\$1,555.47
\$84,000.01	to	\$85,000.00	\$629.30	\$899.00	\$39.24	\$1,567.54
\$85,000.01	to	\$86,000.00	\$634.27	\$906.10	\$39.24	\$1,579.61
\$86,000.01	to	\$87,000.00	\$639.24	\$913.20	\$39.24	\$1,591.68
\$87,000.01	to	\$88,000.00	\$644.21	\$920.30	\$39.24	\$1,603.75
\$88,000.01	to	\$89,000.00	\$649.18	\$927.40	\$39.24	\$1,615.82
\$89,000.01	to	\$90,000.00	\$654.15	\$934.50	\$39.24	\$1,627.89
\$90,000.01	to	\$91,000.00	\$659.12	\$941.60	\$39.24	\$1,639.96
\$91,000.01	to	\$92,000.00	\$664.09	\$948.70	\$39.24	\$1,652.03
\$92,000.01	to	\$93,000.00	\$669.06	\$955.80	\$39.24	\$1,664.10
\$93,000.01	to	\$94,000.00	\$674.03	\$962.90	\$39.24	\$1,676.17
\$94,000.01	to	\$95,000.00	\$679.00	\$970.00	\$39.24	\$1,688.24
\$95,000.01	to	\$96,000.00	\$683.97	\$977.10	\$39.24	\$1,700.31
\$96,000.01	to	\$97,000.00	\$688.94	\$984.20	\$39.24	\$1,712.38
\$97,000.01	to	\$98,000.00	\$693.91	\$991.30	\$39.24	\$1,724.45
\$98,000.01	to	\$99,000.00	\$698.88	\$998.40	\$39.24	\$1,736.52
\$99,000.01	to	\$100,000.00	\$703.85	\$1,005.50	\$39.24	\$1,748.59
\$100,000.01	to	\$101,000.00	\$708.82	\$1,012.60	\$39.24	\$1,760.66
\$101,000.01	to	\$102,000.00	\$713.79	\$1,019.70	\$39.24	\$1,772.73
\$102,000.01	to	\$103,000.00	\$718.76	\$1,026.80	\$39.24	\$1,784.80
\$103,000.01	to	\$104,000.00	\$723.73	\$1,033.90	\$39.24	\$1,796.87
\$104,000.01	to	\$105,000.00	\$728.70	\$1,041.00	\$39.24	\$1,808.94
\$105,000.01	to	\$106,000.00	\$733.67	\$1,048.10	\$39.24	\$1,821.01
\$106,000.01	to	\$107,000.00	\$738.64	\$1,055.20	\$39.24	\$1,833.08
\$107,000.01	to	\$108,000.00	\$743.61	\$1,062.30	\$39.24	\$1,845.15
\$108,000.01	to	\$109,000.00	\$748.58	\$1,069.40	\$39.24	\$1,857.22
\$109,000.01	to	\$110,000.00	\$753.55	\$1,076.50	\$39.24	\$1,869.29
\$110,000.01	to	\$111,000.00	\$758.52	\$1,083.60	\$39.24	\$1,881.36
\$111,000.01	to	\$112,000.00	\$763.49	\$1,090.70	\$39.24	\$1,893.43
\$112,000.01	to	\$113,000.00	\$768.46	\$1,097.80	\$39.24	\$1,905.50
\$113,000.01	to	\$114,000.00	\$773.43	\$1,104.90	\$39.24	\$1,917.57
\$114,000.01	to	\$115,000.00	\$778.40	\$1,112.00	\$39.24	\$1,929.64
\$115,000.01	to	\$116,000.00	\$783.37	\$1,119.10	\$39.24	\$1,941.71
\$116,000.01	to	\$117,000.00	\$788.34	\$1,126.20	\$39.24	\$1,953.78
\$117,000.01	to	\$118,000.00	\$793.31	\$1,133.30	\$39.24	\$1,965.85
\$118,000.01	to	\$119,000.00	\$798.28	\$1,140.40	\$39.24	\$1,977.92
\$119,000.01	to	\$120,000.00	\$803.25	\$1,147.50	\$39.24	\$1,989.99
\$120,000.01	to	\$121,000.00	\$808.22	\$1,154.60	\$39.24	\$2,002.06
\$121,000.01	to	\$122,000.00	\$813.19	\$1,161.70	\$39.24	\$2,014.13
\$122,000.01	to	\$123,000.00	\$818.16	\$1,168.80	\$39.24	\$2,026.20

Total Valuation			Plan Check Fee	Permit Fee	Permit Issuance	Total Fees
\$123,000.01	to	\$124,000.00	\$823.13	\$1,175.90	\$39.24	\$2,038.27
\$124,000.01	to	\$125,000.00	\$828.10	\$1,183.00	\$39.24	\$2,050.34
\$125,000.01	to	\$126,000.00	\$833.07	\$1,190.10	\$39.24	\$2,062.41
\$126,000.01	to	\$127,000.00	\$838.04	\$1,197.20	\$39.24	\$2,074.48
\$127,000.01	to	\$128,000.00	\$843.01	\$1,204.30	\$39.24	\$2,086.55
\$128,000.01	to	\$129,000.00	\$847.98	\$1,211.40	\$39.24	\$2,098.62
\$129,000.01	to	\$130,000.00	\$852.95	\$1,218.50	\$39.24	\$2,110.69
\$130,000.01	to	\$131,000.00	\$857.92	\$1,225.60	\$39.24	\$2,122.76
\$131,000.01	to	\$132,000.00	\$862.89	\$1,232.70	\$39.24	\$2,134.83
\$132,000.01	to	\$133,000.00	\$867.86	\$1,239.80	\$39.24	\$2,146.90
\$133,000.01	to	\$134,000.00	\$872.83	\$1,246.90	\$39.24	\$2,158.97
\$134,000.01	to	\$135,000.00	\$877.80	\$1,254.00	\$39.24	\$2,171.04
\$135,000.01	to	\$136,000.00	\$882.77	\$1,261.10	\$39.24	\$2,183.11
\$136,000.01	to	\$137,000.00	\$887.74	\$1,268.20	\$39.24	\$2,195.18
\$137,000.01	to	\$138,000.00	\$892.71	\$1,275.30	\$39.24	\$2,207.25
\$138,000.01	to	\$139,000.00	\$897.68	\$1,282.40	\$39.24	\$2,219.32
\$139,000.01	to	\$140,000.00	\$902.65	\$1,289.50	\$39.24	\$2,231.39
\$140,000.01	to	\$141,000.00	\$907.62	\$1,296.60	\$39.24	\$2,243.46
\$141,000.01	to	\$142,000.00	\$912.59	\$1,303.70	\$39.24	\$2,255.53
\$142,000.01	to	\$143,000.00	\$917.56	\$1,310.80	\$39.24	\$2,267.60
\$143,000.01	to	\$144,000.00	\$922.53	\$1,317.90	\$39.24	\$2,279.67
\$144,000.01	to	\$145,000.00	\$927.50	\$1,325.00	\$39.24	\$2,291.74
\$145,000.01	to	\$146,000.00	\$932.47	\$1,332.10	\$39.24	\$2,303.81
\$146,000.01	to	\$147,000.00	\$937.44	\$1,339.20	\$39.24	\$2,315.88
\$147,000.01	to	\$148,000.00	\$942.41	\$1,346.30	\$39.24	\$2,327.95
\$148,000.01	to	\$149,000.00	\$947.38	\$1,353.40	\$39.24	\$2,340.02
\$149,000.01	to	\$150,000.00	\$952.35	\$1,360.50	\$39.24	\$2,352.09
\$150,000.01	to	\$151,000.00	\$957.32	\$1,367.60	\$39.24	\$2,364.16
\$151,000.01	to	\$152,000.00	\$962.29	\$1,374.70	\$39.24	\$2,376.23
\$152,000.01	to	\$153,000.00	\$967.26	\$1,381.80	\$39.24	\$2,388.30
\$153,000.01	to	\$154,000.00	\$972.23	\$1,388.90	\$39.24	\$2,400.37
\$154,000.01	to	\$155,000.00	\$977.20	\$1,396.00	\$39.24	\$2,412.44
\$155,000.01	to	\$156,000.00	\$982.17	\$1,403.10	\$39.24	\$2,424.51
\$156,000.01	to	\$157,000.00	\$987.14	\$1,410.20	\$39.24	\$2,436.58
\$157,000.01	to	\$158,000.00	\$992.11	\$1,417.30	\$39.24	\$2,448.65
\$158,000.01	to	\$159,000.00	\$997.08	\$1,424.40	\$39.24	\$2,460.72
\$159,000.01	to	\$160,000.00	\$1,002.05	\$1,431.50	\$39.24	\$2,472.79
\$160,000.01	to	\$161,000.00	\$1,007.02	\$1,438.60	\$39.24	\$2,484.86
\$161,000.01	to	\$162,000.00	\$1,011.99	\$1,445.70	\$39.24	\$2,496.93
\$162,000.01	to	\$163,000.00	\$1,016.96	\$1,452.80	\$39.24	\$2,509.00
\$163,000.01	to	\$164,000.00	\$1,021.93	\$1,459.90	\$39.24	\$2,521.07
\$164,000.01	to	\$165,000.00	\$1,026.90	\$1,467.00	\$39.24	\$2,533.14
\$165,000.01	to	\$166,000.00	\$1,031.87	\$1,474.10	\$39.24	\$2,545.21
\$166,000.01	to	\$167,000.00	\$1,036.84	\$1,481.20	\$39.24	\$2,557.28
\$167,000.01	to	\$168,000.00	\$1,041.81	\$1,488.30	\$39.24	\$2,569.35
\$168,000.01	to	\$169,000.00	\$1,046.78	\$1,495.40	\$39.24	\$2,581.42

Total Valuation			Plan Check Fee	Permit Fee	Permit Issuance	Total Fees
\$169,000.01	to	\$170,000.00	\$1,051.75	\$1,502.50	\$39.24	\$2,593.49
\$170,000.01	to	\$171,000.00	\$1,056.72	\$1,509.60	\$39.24	\$2,605.56
\$171,000.01	to	\$172,000.00	\$1,061.69	\$1,516.70	\$39.24	\$2,617.63
\$172,000.01	to	\$173,000.00	\$1,066.66	\$1,523.80	\$39.24	\$2,629.70
\$173,000.01	to	\$174,000.00	\$1,071.63	\$1,530.90	\$39.24	\$2,641.77
\$174,000.01	to	\$175,000.00	\$1,076.60	\$1,538.00	\$39.24	\$2,653.84
\$175,000.01	to	\$176,000.00	\$1,081.57	\$1,545.10	\$39.24	\$2,665.91
\$176,000.01	to	\$177,000.00	\$1,086.54	\$1,552.20	\$39.24	\$2,677.98
\$177,000.01	to	\$178,000.00	\$1,091.51	\$1,559.30	\$39.24	\$2,690.05
\$178,000.01	to	\$179,000.00	\$1,096.48	\$1,566.40	\$39.24	\$2,702.12
\$179,000.01	to	\$180,000.00	\$1,101.45	\$1,573.50	\$39.24	\$2,714.19
\$180,000.01	to	\$181,000.00	\$1,106.42	\$1,580.60	\$39.24	\$2,726.26
\$181,000.01	to	\$182,000.00	\$1,111.39	\$1,587.70	\$39.24	\$2,738.33
\$182,000.01	to	\$183,000.00	\$1,116.36	\$1,594.80	\$39.24	\$2,750.40
\$183,000.01	to	\$184,000.00	\$1,121.33	\$1,601.90	\$39.24	\$2,762.47
\$184,000.01	to	\$185,000.00	\$1,126.30	\$1,609.00	\$39.24	\$2,774.54
\$185,000.01	to	\$186,000.00	\$1,131.27	\$1,616.10	\$39.24	\$2,786.61
\$186,000.01	to	\$187,000.00	\$1,136.24	\$1,623.20	\$39.24	\$2,798.68
\$187,000.01	to	\$188,000.00	\$1,141.21	\$1,630.30	\$39.24	\$2,810.75
\$188,000.01	to	\$189,000.00	\$1,146.18	\$1,637.40	\$39.24	\$2,822.82
\$189,000.01	to	\$190,000.00	\$1,151.15	\$1,644.50	\$39.24	\$2,834.89
\$190,000.01	to	\$191,000.00	\$1,156.12	\$1,651.60	\$39.24	\$2,846.96
\$191,000.01	to	\$192,000.00	\$1,161.09	\$1,658.70	\$39.24	\$2,859.03
\$192,000.01	to	\$193,000.00	\$1,166.06	\$1,665.80	\$39.24	\$2,871.10
\$193,000.01	to	\$194,000.00	\$1,171.03	\$1,672.90	\$39.24	\$2,883.17
\$194,000.01	to	\$195,000.00	\$1,176.00	\$1,680.00	\$39.24	\$2,895.24
\$195,000.01	to	\$196,000.00	\$1,180.97	\$1,687.10	\$39.24	\$2,907.31
\$196,000.01	to	\$197,000.00	\$1,185.94	\$1,694.20	\$39.24	\$2,919.38
\$197,000.01	to	\$198,000.00	\$1,190.91	\$1,701.30	\$39.24	\$2,931.45
\$198,000.01	to	\$199,000.00	\$1,195.88	\$1,708.40	\$39.24	\$2,943.52
\$199,000.01	to	\$200,000.00	\$1,200.85	\$1,715.50	\$39.24	\$2,955.59
\$200,000.01	to	\$201,000.00	\$1,204.70	\$1,721.00	\$39.24	\$2,964.94
\$201,000.01	to	\$202,000.00	\$1,208.55	\$1,726.50	\$39.24	\$2,974.29
\$202,000.01	to	\$203,000.00	\$1,212.40	\$1,732.00	\$39.24	\$2,983.64
\$203,000.01	to	\$204,000.00	\$1,216.25	\$1,737.50	\$39.24	\$2,992.99
\$204,000.01	to	\$205,000.00	\$1,220.10	\$1,743.00	\$39.24	\$3,002.34
\$205,000.01	to	\$206,000.00	\$1,223.95	\$1,748.50	\$39.24	\$3,011.69
\$206,000.01	to	\$207,000.00	\$1,227.80	\$1,754.00	\$39.24	\$3,021.04
\$207,000.01	to	\$208,000.00	\$1,231.65	\$1,759.50	\$39.24	\$3,030.39
\$208,000.01	to	\$209,000.00	\$1,235.50	\$1,765.00	\$39.24	\$3,039.74
\$209,000.01	to	\$210,000.00	\$1,239.35	\$1,770.50	\$39.24	\$3,049.09
\$210,000.01	to	\$211,000.00	\$1,243.20	\$1,776.00	\$39.24	\$3,058.44
\$211,000.01	to	\$212,000.00	\$1,247.05	\$1,781.50	\$39.24	\$3,067.79
\$212,000.01	to	\$213,000.00	\$1,250.90	\$1,787.00	\$39.24	\$3,077.14
\$213,000.01	to	\$214,000.00	\$1,254.75	\$1,792.50	\$39.24	\$3,086.49
\$214,000.01	to	\$215,000.00	\$1,258.60	\$1,798.00	\$39.24	\$3,095.84

Total Valuation			Plan Check Fee	Permit Fee	Permit Issuance	Total Fees
\$215,000.01	to	\$216,000.00	\$1,262.45	\$1,803.50	\$39.24	\$3,105.19
\$216,000.01	to	\$217,000.00	\$1,266.30	\$1,809.00	\$39.24	\$3,114.54
\$217,000.01	to	\$218,000.00	\$1,270.15	\$1,814.50	\$39.24	\$3,123.89
\$218,000.01	to	\$219,000.00	\$1,274.00	\$1,820.00	\$39.24	\$3,133.24
\$219,000.01	to	\$220,000.00	\$1,277.85	\$1,825.50	\$39.24	\$3,142.59
\$220,000.01	to	\$221,000.00	\$1,281.70	\$1,831.00	\$39.24	\$3,151.94
\$221,000.01	to	\$222,000.00	\$1,285.55	\$1,836.50	\$39.24	\$3,161.29
\$222,000.01	to	\$223,000.00	\$1,289.40	\$1,842.00	\$39.24	\$3,170.64
\$223,000.01	to	\$224,000.00	\$1,293.25	\$1,847.50	\$39.24	\$3,179.99
\$224,000.01	to	\$225,000.00	\$1,297.10	\$1,853.00	\$39.24	\$3,189.34
\$225,000.01	to	\$226,000.00	\$1,300.95	\$1,858.50	\$39.24	\$3,198.69
\$226,000.01	to	\$227,000.00	\$1,304.80	\$1,864.00	\$39.24	\$3,208.04
\$227,000.01	to	\$228,000.00	\$1,308.65	\$1,869.50	\$39.24	\$3,217.39
\$228,000.01	to	\$229,000.00	\$1,312.50	\$1,875.00	\$39.24	\$3,226.74
\$229,000.01	to	\$230,000.00	\$1,316.35	\$1,880.50	\$39.24	\$3,236.09
\$230,000.01	to	\$231,000.00	\$1,320.20	\$1,886.00	\$39.24	\$3,245.44
\$231,000.01	to	\$232,000.00	\$1,324.05	\$1,891.50	\$39.24	\$3,254.79
\$232,000.01	to	\$233,000.00	\$1,327.90	\$1,897.00	\$39.24	\$3,264.14
\$233,000.01	to	\$234,000.00	\$1,331.75	\$1,902.50	\$39.24	\$3,273.49
\$234,000.01	to	\$235,000.00	\$1,335.60	\$1,908.00	\$39.24	\$3,282.84
\$235,000.01	to	\$236,000.00	\$1,339.45	\$1,913.50	\$39.24	\$3,292.19
\$236,000.01	to	\$237,000.00	\$1,343.30	\$1,919.00	\$39.24	\$3,301.54
\$237,000.01	to	\$238,000.00	\$1,347.15	\$1,924.50	\$39.24	\$3,310.89
\$238,000.01	to	\$239,000.00	\$1,351.00	\$1,930.00	\$39.24	\$3,320.24
\$239,000.01	to	\$240,000.00	\$1,354.85	\$1,935.50	\$39.24	\$3,329.59
\$240,000.01	to	\$241,000.00	\$1,358.70	\$1,941.00	\$39.24	\$3,338.94
\$241,000.01	to	\$242,000.00	\$1,362.55	\$1,946.50	\$39.24	\$3,348.29
\$242,000.01	to	\$243,000.00	\$1,366.40	\$1,952.00	\$39.24	\$3,357.64
\$243,000.01	to	\$244,000.00	\$1,370.25	\$1,957.50	\$39.24	\$3,366.99
\$244,000.01	to	\$245,000.00	\$1,374.10	\$1,963.00	\$39.24	\$3,376.34
\$245,000.01	to	\$246,000.00	\$1,377.95	\$1,968.50	\$39.24	\$3,385.69
\$246,000.01	to	\$247,000.00	\$1,381.80	\$1,974.00	\$39.24	\$3,395.04
\$247,000.01	to	\$248,000.00	\$1,385.65	\$1,979.50	\$39.24	\$3,404.39
\$248,000.01	to	\$249,000.00	\$1,389.50	\$1,985.00	\$39.24	\$3,413.74
\$249,000.01	to	\$250,000.00	\$1,393.35	\$1,990.50	\$39.24	\$3,423.09
\$250,000.01	to	\$251,000.00	\$1,397.20	\$1,996.00	\$39.24	\$3,432.44
\$251,000.01	to	\$252,000.00	\$1,401.05	\$2,001.50	\$39.24	\$3,441.79
\$252,000.01	to	\$253,000.00	\$1,404.90	\$2,007.00	\$39.24	\$3,451.14
\$253,000.01	to	\$254,000.00	\$1,408.75	\$2,012.50	\$39.24	\$3,460.49
\$254,000.01	to	\$255,000.00	\$1,412.60	\$2,018.00	\$39.24	\$3,469.84
\$255,000.01	to	\$256,000.00	\$1,416.45	\$2,023.50	\$39.24	\$3,479.19
\$256,000.01	to	\$257,000.00	\$1,420.30	\$2,029.00	\$39.24	\$3,488.54
\$257,000.01	to	\$258,000.00	\$1,424.15	\$2,034.50	\$39.24	\$3,497.89
\$258,000.01	to	\$259,000.00	\$1,428.00	\$2,040.00	\$39.24	\$3,507.24
\$259,000.01	to	\$260,000.00	\$1,431.85	\$2,045.50	\$39.24	\$3,516.59
\$260,000.01	to	\$261,000.00	\$1,435.70	\$2,051.00	\$39.24	\$3,525.94

Total Valuation			Plan Check Fee	Permit Fee	Permit Issuance	Total Fees
\$261,000.01	to	\$262,000.00	\$1,439.55	\$2,056.50	\$39.24	\$3,535.29
\$262,000.01	to	\$263,000.00	\$1,443.40	\$2,062.00	\$39.24	\$3,544.64
\$263,000.01	to	\$264,000.00	\$1,447.25	\$2,067.50	\$39.24	\$3,553.99
\$264,000.01	to	\$265,000.00	\$1,451.10	\$2,073.00	\$39.24	\$3,563.34
\$265,000.01	to	\$266,000.00	\$1,454.95	\$2,078.50	\$39.24	\$3,572.69
\$266,000.01	to	\$267,000.00	\$1,458.80	\$2,084.00	\$39.24	\$3,582.04
\$267,000.01	to	\$268,000.00	\$1,462.65	\$2,089.50	\$39.24	\$3,591.39
\$268,000.01	to	\$269,000.00	\$1,466.50	\$2,095.00	\$39.24	\$3,600.74
\$269,000.01	to	\$270,000.00	\$1,470.35	\$2,100.50	\$39.24	\$3,610.09
\$270,000.01	to	\$271,000.00	\$1,474.20	\$2,106.00	\$39.24	\$3,619.44
\$271,000.01	to	\$272,000.00	\$1,478.05	\$2,111.50	\$39.24	\$3,628.79
\$272,000.01	to	\$273,000.00	\$1,481.90	\$2,117.00	\$39.24	\$3,638.14
\$273,000.01	to	\$274,000.00	\$1,485.75	\$2,122.50	\$39.24	\$3,647.49
\$274,000.01	to	\$275,000.00	\$1,489.60	\$2,128.00	\$39.24	\$3,656.84
\$275,000.01	to	\$276,000.00	\$1,493.45	\$2,133.50	\$39.24	\$3,666.19
\$276,000.01	to	\$277,000.00	\$1,497.30	\$2,139.00	\$39.24	\$3,675.54
\$277,000.01	to	\$278,000.00	\$1,501.15	\$2,144.50	\$39.24	\$3,684.89
\$278,000.01	to	\$279,000.00	\$1,505.00	\$2,150.00	\$39.24	\$3,694.24
\$279,000.01	to	\$280,000.00	\$1,508.85	\$2,155.50	\$39.24	\$3,703.59
\$280,000.01	to	\$281,000.00	\$1,512.70	\$2,161.00	\$39.24	\$3,712.94
\$281,000.01	to	\$282,000.00	\$1,516.55	\$2,166.50	\$39.24	\$3,722.29
\$282,000.01	to	\$283,000.00	\$1,520.40	\$2,172.00	\$39.24	\$3,731.64
\$283,000.01	to	\$284,000.00	\$1,524.25	\$2,177.50	\$39.24	\$3,740.99
\$284,000.01	to	\$285,000.00	\$1,528.10	\$2,183.00	\$39.24	\$3,750.34
\$285,000.01	to	\$286,000.00	\$1,531.95	\$2,188.50	\$39.24	\$3,759.69
\$286,000.01	to	\$287,000.00	\$1,535.80	\$2,194.00	\$39.24	\$3,769.04
\$287,000.01	to	\$288,000.00	\$1,539.65	\$2,199.50	\$39.24	\$3,778.39
\$288,000.01	to	\$289,000.00	\$1,543.50	\$2,205.00	\$39.24	\$3,787.74
\$289,000.01	to	\$290,000.00	\$1,547.35	\$2,210.50	\$39.24	\$3,797.09
\$290,000.01	to	\$291,000.00	\$1,551.20	\$2,216.00	\$39.24	\$3,806.44
\$291,000.01	to	\$292,000.00	\$1,555.05	\$2,221.50	\$39.24	\$3,815.79
\$292,000.01	to	\$293,000.00	\$1,558.90	\$2,227.00	\$39.24	\$3,825.14
\$293,000.01	to	\$294,000.00	\$1,562.75	\$2,232.50	\$39.24	\$3,834.49
\$294,000.01	to	\$295,000.00	\$1,566.60	\$2,238.00	\$39.24	\$3,843.84
\$295,000.01	to	\$296,000.00	\$1,570.45	\$2,243.50	\$39.24	\$3,853.19
\$296,000.01	to	\$297,000.00	\$1,574.30	\$2,249.00	\$39.24	\$3,862.54
\$297,000.01	to	\$298,000.00	\$1,578.15	\$2,254.50	\$39.24	\$3,871.89
\$298,000.01	to	\$299,000.00	\$1,582.00	\$2,260.00	\$39.24	\$3,881.24
\$299,000.01	to	\$300,000.00	\$1,585.85	\$2,265.50	\$39.24	\$3,890.59
\$300,000.01	to	\$301,000.00	\$1,589.70	\$2,271.00	\$39.24	\$3,899.94
\$301,000.01	to	\$302,000.00	\$1,593.55	\$2,276.50	\$39.24	\$3,909.29
\$302,000.01	to	\$303,000.00	\$1,597.40	\$2,282.00	\$39.24	\$3,918.64
\$303,000.01	to	\$304,000.00	\$1,601.25	\$2,287.50	\$39.24	\$3,927.99
\$304,000.01	to	\$305,000.00	\$1,605.10	\$2,293.00	\$39.24	\$3,937.34
\$305,000.01	to	\$306,000.00	\$1,608.95	\$2,298.50	\$39.24	\$3,946.69
\$306,000.01	to	\$307,000.00	\$1,612.80	\$2,304.00	\$39.24	\$3,956.04

Total Valuation			Plan Check Fee	Permit Fee	Permit Issuance	Total Fees
\$307,000.01	to	\$308,000.00	\$1,616.65	\$2,309.50	\$39.24	\$3,965.39
\$308,000.01	to	\$309,000.00	\$1,620.50	\$2,315.00	\$39.24	\$3,974.74
\$309,000.01	to	\$310,000.00	\$1,624.35	\$2,320.50	\$39.24	\$3,984.09
\$310,000.01	to	\$311,000.00	\$1,628.20	\$2,326.00	\$39.24	\$3,993.44
\$311,000.01	to	\$312,000.00	\$1,632.05	\$2,331.50	\$39.24	\$4,002.79
\$312,000.01	to	\$313,000.00	\$1,635.90	\$2,337.00	\$39.24	\$4,012.14
\$313,000.01	to	\$314,000.00	\$1,639.75	\$2,342.50	\$39.24	\$4,021.49
\$314,000.01	to	\$315,000.00	\$1,643.60	\$2,348.00	\$39.24	\$4,030.84
\$315,000.01	to	\$316,000.00	\$1,647.45	\$2,353.50	\$39.24	\$4,040.19
\$316,000.01	to	\$317,000.00	\$1,651.30	\$2,359.00	\$39.24	\$4,049.54
\$317,000.01	to	\$318,000.00	\$1,655.15	\$2,364.50	\$39.24	\$4,058.89
\$318,000.01	to	\$319,000.00	\$1,659.00	\$2,370.00	\$39.24	\$4,068.24
\$319,000.01	to	\$320,000.00	\$1,662.85	\$2,375.50	\$39.24	\$4,077.59
\$320,000.01	to	\$321,000.00	\$1,666.70	\$2,381.00	\$39.24	\$4,086.94
\$321,000.01	to	\$322,000.00	\$1,670.55	\$2,386.50	\$39.24	\$4,096.29
\$322,000.01	to	\$323,000.00	\$1,674.40	\$2,392.00	\$39.24	\$4,105.64
\$323,000.01	to	\$324,000.00	\$1,678.25	\$2,397.50	\$39.24	\$4,114.99
\$324,000.01	to	\$325,000.00	\$1,682.10	\$2,403.00	\$39.24	\$4,124.34
\$325,000.01	to	\$326,000.00	\$1,685.95	\$2,408.50	\$39.24	\$4,133.69
\$326,000.01	to	\$327,000.00	\$1,689.80	\$2,414.00	\$39.24	\$4,143.04
\$327,000.01	to	\$328,000.00	\$1,693.65	\$2,419.50	\$39.24	\$4,152.39
\$328,000.01	to	\$329,000.00	\$1,697.50	\$2,425.00	\$39.24	\$4,161.74
\$329,000.01	to	\$330,000.00	\$1,701.35	\$2,430.50	\$39.24	\$4,171.09
\$330,000.01	to	\$331,000.00	\$1,705.20	\$2,436.00	\$39.24	\$4,180.44
\$331,000.01	to	\$332,000.00	\$1,709.05	\$2,441.50	\$39.24	\$4,189.79
\$332,000.01	to	\$333,000.00	\$1,712.90	\$2,447.00	\$39.24	\$4,199.14
\$333,000.01	to	\$334,000.00	\$1,716.75	\$2,452.50	\$39.24	\$4,208.49
\$334,000.01	to	\$335,000.00	\$1,720.60	\$2,458.00	\$39.24	\$4,217.84
\$335,000.01	to	\$336,000.00	\$1,724.45	\$2,463.50	\$39.24	\$4,227.19
\$336,000.01	to	\$337,000.00	\$1,728.30	\$2,469.00	\$39.24	\$4,236.54
\$337,000.01	to	\$338,000.00	\$1,732.15	\$2,474.50	\$39.24	\$4,245.89
\$338,000.01	to	\$339,000.00	\$1,736.00	\$2,480.00	\$39.24	\$4,255.24
\$339,000.01	to	\$340,000.00	\$1,739.85	\$2,485.50	\$39.24	\$4,264.59
\$340,000.01	to	\$341,000.00	\$1,743.70	\$2,491.00	\$39.24	\$4,273.94
\$341,000.01	to	\$342,000.00	\$1,747.55	\$2,496.50	\$39.24	\$4,283.29
\$342,000.01	to	\$343,000.00	\$1,751.40	\$2,502.00	\$39.24	\$4,292.64
\$343,000.01	to	\$344,000.00	\$1,755.25	\$2,507.50	\$39.24	\$4,301.99
\$344,000.01	to	\$345,000.00	\$1,759.10	\$2,513.00	\$39.24	\$4,311.34
\$345,000.01	to	\$346,000.00	\$1,762.95	\$2,518.50	\$39.24	\$4,320.69
\$346,000.01	to	\$347,000.00	\$1,766.80	\$2,524.00	\$39.24	\$4,330.04
\$347,000.01	to	\$348,000.00	\$1,770.65	\$2,529.50	\$39.24	\$4,339.39
\$348,000.01	to	\$349,000.00	\$1,774.50	\$2,535.00	\$39.24	\$4,348.74
\$349,000.01	to	\$350,000.00	\$1,778.35	\$2,540.50	\$39.24	\$4,358.09
\$350,000.01	to	\$351,000.00	\$1,782.20	\$2,546.00	\$39.24	\$4,367.44
\$351,000.01	to	\$352,000.00	\$1,786.05	\$2,551.50	\$39.24	\$4,376.79
\$352,000.01	to	\$353,000.00	\$1,789.90	\$2,557.00	\$39.24	\$4,386.14

Total Valuation			Plan Check Fee	Permit Fee	Permit Issuance	Total Fees
\$353,000.01	to	\$354,000.00	\$1,793.75	\$2,562.50	\$39.24	\$4,395.49
\$354,000.01	to	\$355,000.00	\$1,797.60	\$2,568.00	\$39.24	\$4,404.84
\$355,000.01	to	\$356,000.00	\$1,801.45	\$2,573.50	\$39.24	\$4,414.19
\$356,000.01	to	\$357,000.00	\$1,805.30	\$2,579.00	\$39.24	\$4,423.54
\$357,000.01	to	\$358,000.00	\$1,809.15	\$2,584.50	\$39.24	\$4,432.89
\$358,000.01	to	\$359,000.00	\$1,813.00	\$2,590.00	\$39.24	\$4,442.24
\$359,000.01	to	\$360,000.00	\$1,816.85	\$2,595.50	\$39.24	\$4,451.59
\$360,000.01	to	\$361,000.00	\$1,820.70	\$2,601.00	\$39.24	\$4,460.94
\$361,000.01	to	\$362,000.00	\$1,824.55	\$2,606.50	\$39.24	\$4,470.29
\$362,000.01	to	\$363,000.00	\$1,828.40	\$2,612.00	\$39.24	\$4,479.64
\$363,000.01	to	\$364,000.00	\$1,832.25	\$2,617.50	\$39.24	\$4,488.99
\$364,000.01	to	\$365,000.00	\$1,836.10	\$2,623.00	\$39.24	\$4,498.34
\$365,000.01	to	\$366,000.00	\$1,839.95	\$2,628.50	\$39.24	\$4,507.69
\$366,000.01	to	\$367,000.00	\$1,843.80	\$2,634.00	\$39.24	\$4,517.04
\$367,000.01	to	\$368,000.00	\$1,847.65	\$2,639.50	\$39.24	\$4,526.39
\$368,000.01	to	\$369,000.00	\$1,851.50	\$2,645.00	\$39.24	\$4,535.74
\$369,000.01	to	\$370,000.00	\$1,855.35	\$2,650.50	\$39.24	\$4,545.09
\$370,000.01	to	\$371,000.00	\$1,859.20	\$2,656.00	\$39.24	\$4,554.44
\$371,000.01	to	\$372,000.00	\$1,863.05	\$2,661.50	\$39.24	\$4,563.79
\$372,000.01	to	\$373,000.00	\$1,866.90	\$2,667.00	\$39.24	\$4,573.14
\$373,000.01	to	\$374,000.00	\$1,870.75	\$2,672.50	\$39.24	\$4,582.49
\$374,000.01	to	\$375,000.00	\$1,874.60	\$2,678.00	\$39.24	\$4,591.84
\$375,000.01	to	\$376,000.00	\$1,878.45	\$2,683.50	\$39.24	\$4,601.19
\$376,000.01	to	\$377,000.00	\$1,882.30	\$2,689.00	\$39.24	\$4,610.54
\$377,000.01	to	\$378,000.00	\$1,886.15	\$2,694.50	\$39.24	\$4,619.89
\$378,000.01	to	\$379,000.00	\$1,890.00	\$2,700.00	\$39.24	\$4,629.24
\$379,000.01	to	\$380,000.00	\$1,893.85	\$2,705.50	\$39.24	\$4,638.59
\$380,000.01	to	\$381,000.00	\$1,897.70	\$2,711.00	\$39.24	\$4,647.94
\$381,000.01	to	\$382,000.00	\$1,901.55	\$2,716.50	\$39.24	\$4,657.29
\$382,000.01	to	\$383,000.00	\$1,905.40	\$2,722.00	\$39.24	\$4,666.64
\$383,000.01	to	\$384,000.00	\$1,909.25	\$2,727.50	\$39.24	\$4,675.99
\$384,000.01	to	\$385,000.00	\$1,913.10	\$2,733.00	\$39.24	\$4,685.34
\$385,000.01	to	\$386,000.00	\$1,916.95	\$2,738.50	\$39.24	\$4,694.69
\$386,000.01	to	\$387,000.00	\$1,920.80	\$2,744.00	\$39.24	\$4,704.04
\$387,000.01	to	\$388,000.00	\$1,924.65	\$2,749.50	\$39.24	\$4,713.39
\$388,000.01	to	\$389,000.00	\$1,928.50	\$2,755.00	\$39.24	\$4,722.74
\$389,000.01	to	\$390,000.00	\$1,932.35	\$2,760.50	\$39.24	\$4,732.09
\$390,000.01	to	\$391,000.00	\$1,936.20	\$2,766.00	\$39.24	\$4,741.44
\$391,000.01	to	\$392,000.00	\$1,940.05	\$2,771.50	\$39.24	\$4,750.79
\$392,000.01	to	\$393,000.00	\$1,943.90	\$2,777.00	\$39.24	\$4,760.14
\$393,000.01	to	\$394,000.00	\$1,947.75	\$2,782.50	\$39.24	\$4,769.49
\$394,000.01	to	\$395,000.00	\$1,951.60	\$2,788.00	\$39.24	\$4,778.84
\$395,000.01	to	\$396,000.00	\$1,955.45	\$2,793.50	\$39.24	\$4,788.19
\$396,000.01	to	\$397,000.00	\$1,959.30	\$2,799.00	\$39.24	\$4,797.54
\$397,000.01	to	\$398,000.00	\$1,963.15	\$2,804.50	\$39.24	\$4,806.89
\$398,000.01	to	\$399,000.00	\$1,967.00	\$2,810.00	\$39.24	\$4,816.24

Total Valuation			Plan Check Fee	Permit Fee	Permit Issuance	Total Fees
\$399,000.01	to	\$400,000.00	\$1,970.85	\$2,815.50	\$39.24	\$4,825.59
\$400,000.01	to	\$401,000.00	\$1,974.70	\$2,821.00	\$39.24	\$4,834.94
\$401,000.01	to	\$402,000.00	\$1,978.55	\$2,826.50	\$39.24	\$4,844.29
\$402,000.01	to	\$403,000.00	\$1,982.40	\$2,832.00	\$39.24	\$4,853.64
\$403,000.01	to	\$404,000.00	\$1,986.25	\$2,837.50	\$39.24	\$4,862.99
\$404,000.01	to	\$405,000.00	\$1,990.10	\$2,843.00	\$39.24	\$4,872.34
\$405,000.01	to	\$406,000.00	\$1,993.95	\$2,848.50	\$39.24	\$4,881.69
\$406,000.01	to	\$407,000.00	\$1,997.80	\$2,854.00	\$39.24	\$4,891.04
\$407,000.01	to	\$408,000.00	\$2,001.65	\$2,859.50	\$39.24	\$4,900.39
\$408,000.01	to	\$409,000.00	\$2,005.50	\$2,865.00	\$39.24	\$4,909.74
\$409,000.01	to	\$410,000.00	\$2,009.35	\$2,870.50	\$39.24	\$4,919.09
\$410,000.01	to	\$411,000.00	\$2,013.20	\$2,876.00	\$39.24	\$4,928.44
\$411,000.01	to	\$412,000.00	\$2,017.05	\$2,881.50	\$39.24	\$4,937.79
\$412,000.01	to	\$413,000.00	\$2,020.90	\$2,887.00	\$39.24	\$4,947.14
\$413,000.01	to	\$414,000.00	\$2,024.75	\$2,892.50	\$39.24	\$4,956.49
\$414,000.01	to	\$415,000.00	\$2,028.60	\$2,898.00	\$39.24	\$4,965.84
\$415,000.01	to	\$416,000.00	\$2,032.45	\$2,903.50	\$39.24	\$4,975.19
\$416,000.01	to	\$417,000.00	\$2,036.30	\$2,909.00	\$39.24	\$4,984.54
\$417,000.01	to	\$418,000.00	\$2,040.15	\$2,914.50	\$39.24	\$4,993.89
\$418,000.01	to	\$419,000.00	\$2,044.00	\$2,920.00	\$39.24	\$5,003.24
\$419,000.01	to	\$420,000.00	\$2,047.85	\$2,925.50	\$39.24	\$5,012.59
\$420,000.01	to	\$421,000.00	\$2,051.70	\$2,931.00	\$39.24	\$5,021.94
\$421,000.01	to	\$422,000.00	\$2,055.55	\$2,936.50	\$39.24	\$5,031.29
\$422,000.01	to	\$423,000.00	\$2,059.40	\$2,942.00	\$39.24	\$5,040.64
\$423,000.01	to	\$424,000.00	\$2,063.25	\$2,947.50	\$39.24	\$5,049.99
\$424,000.01	to	\$425,000.00	\$2,067.10	\$2,953.00	\$39.24	\$5,059.34
\$425,000.01	to	\$426,000.00	\$2,070.95	\$2,958.50	\$39.24	\$5,068.69
\$426,000.01	to	\$427,000.00	\$2,074.80	\$2,964.00	\$39.24	\$5,078.04
\$427,000.01	to	\$428,000.00	\$2,078.65	\$2,969.50	\$39.24	\$5,087.39
\$428,000.01	to	\$429,000.00	\$2,082.50	\$2,975.00	\$39.24	\$5,096.74
\$429,000.01	to	\$430,000.00	\$2,086.35	\$2,980.50	\$39.24	\$5,106.09
\$430,000.01	to	\$431,000.00	\$2,090.20	\$2,986.00	\$39.24	\$5,115.44
\$431,000.01	to	\$432,000.00	\$2,094.05	\$2,991.50	\$39.24	\$5,124.79
\$432,000.01	to	\$433,000.00	\$2,097.90	\$2,997.00	\$39.24	\$5,134.14
\$433,000.01	to	\$434,000.00	\$2,101.75	\$3,002.50	\$39.24	\$5,143.49
\$434,000.01	to	\$435,000.00	\$2,105.60	\$3,008.00	\$39.24	\$5,152.84
\$435,000.01	to	\$436,000.00	\$2,109.45	\$3,013.50	\$39.24	\$5,162.19
\$436,000.01	to	\$437,000.00	\$2,113.30	\$3,019.00	\$39.24	\$5,171.54
\$437,000.01	to	\$438,000.00	\$2,117.15	\$3,024.50	\$39.24	\$5,180.89
\$438,000.01	to	\$439,000.00	\$2,121.00	\$3,030.00	\$39.24	\$5,190.24
\$439,000.01	to	\$440,000.00	\$2,124.85	\$3,035.50	\$39.24	\$5,199.59
\$440,000.01	to	\$441,000.00	\$2,128.70	\$3,041.00	\$39.24	\$5,208.94
\$441,000.01	to	\$442,000.00	\$2,132.55	\$3,046.50	\$39.24	\$5,218.29
\$442,000.01	to	\$443,000.00	\$2,136.40	\$3,052.00	\$39.24	\$5,227.64
\$443,000.01	to	\$444,000.00	\$2,140.25	\$3,057.50	\$39.24	\$5,236.99
\$444,000.01	to	\$445,000.00	\$2,144.10	\$3,063.00	\$39.24	\$5,246.34

Total Valuation			Plan Check Fee	Permit Fee	Permit Issuance	Total Fees
\$445,000.01	to	\$446,000.00	\$2,147.95	\$3,068.50	\$39.24	\$5,255.69
\$446,000.01	to	\$447,000.00	\$2,151.80	\$3,074.00	\$39.24	\$5,265.04
\$447,000.01	to	\$448,000.00	\$2,155.65	\$3,079.50	\$39.24	\$5,274.39
\$448,000.01	to	\$449,000.00	\$2,159.50	\$3,085.00	\$39.24	\$5,283.74
\$449,000.01	to	\$450,000.00	\$2,163.35	\$3,090.50	\$39.24	\$5,293.09
\$450,000.01	to	\$451,000.00	\$2,167.20	\$3,096.00	\$39.24	\$5,302.44
\$451,000.01	to	\$452,000.00	\$2,171.05	\$3,101.50	\$39.24	\$5,311.79
\$452,000.01	to	\$453,000.00	\$2,174.90	\$3,107.00	\$39.24	\$5,321.14
\$453,000.01	to	\$454,000.00	\$2,178.75	\$3,112.50	\$39.24	\$5,330.49
\$454,000.01	to	\$455,000.00	\$2,182.60	\$3,118.00	\$39.24	\$5,339.84
\$455,000.01	to	\$456,000.00	\$2,186.45	\$3,123.50	\$39.24	\$5,349.19
\$456,000.01	to	\$457,000.00	\$2,190.30	\$3,129.00	\$39.24	\$5,358.54
\$457,000.01	to	\$458,000.00	\$2,194.15	\$3,134.50	\$39.24	\$5,367.89
\$458,000.01	to	\$459,000.00	\$2,198.00	\$3,140.00	\$39.24	\$5,377.24
\$459,000.01	to	\$460,000.00	\$2,201.85	\$3,145.50	\$39.24	\$5,386.59
\$460,000.01	to	\$461,000.00	\$2,205.70	\$3,151.00	\$39.24	\$5,395.94
\$461,000.01	to	\$462,000.00	\$2,209.55	\$3,156.50	\$39.24	\$5,405.29
\$462,000.01	to	\$463,000.00	\$2,213.40	\$3,162.00	\$39.24	\$5,414.64
\$463,000.01	to	\$464,000.00	\$2,217.25	\$3,167.50	\$39.24	\$5,423.99
\$464,000.01	to	\$465,000.00	\$2,221.10	\$3,173.00	\$39.24	\$5,433.34
\$465,000.01	to	\$466,000.00	\$2,224.95	\$3,178.50	\$39.24	\$5,442.69
\$466,000.01	to	\$467,000.00	\$2,228.80	\$3,184.00	\$39.24	\$5,452.04
\$467,000.01	to	\$468,000.00	\$2,232.65	\$3,189.50	\$39.24	\$5,461.39
\$468,000.01	to	\$469,000.00	\$2,236.50	\$3,195.00	\$39.24	\$5,470.74
\$469,000.01	to	\$470,000.00	\$2,240.35	\$3,200.50	\$39.24	\$5,480.09
\$470,000.01	to	\$471,000.00	\$2,244.20	\$3,206.00	\$39.24	\$5,489.44
\$471,000.01	to	\$472,000.00	\$2,248.05	\$3,211.50	\$39.24	\$5,498.79
\$472,000.01	to	\$473,000.00	\$2,251.90	\$3,217.00	\$39.24	\$5,508.14
\$473,000.01	to	\$474,000.00	\$2,255.75	\$3,222.50	\$39.24	\$5,517.49
\$474,000.01	to	\$475,000.00	\$2,259.60	\$3,228.00	\$39.24	\$5,526.84
\$475,000.01	to	\$476,000.00	\$2,263.45	\$3,233.50	\$39.24	\$5,536.19
\$476,000.01	to	\$477,000.00	\$2,267.30	\$3,239.00	\$39.24	\$5,545.54
\$477,000.01	to	\$478,000.00	\$2,271.15	\$3,244.50	\$39.24	\$5,554.89
\$478,000.01	to	\$479,000.00	\$2,275.00	\$3,250.00	\$39.24	\$5,564.24
\$479,000.01	to	\$480,000.00	\$2,278.85	\$3,255.50	\$39.24	\$5,573.59
\$480,000.01	to	\$481,000.00	\$2,282.70	\$3,261.00	\$39.24	\$5,582.94
\$481,000.01	to	\$482,000.00	\$2,286.55	\$3,266.50	\$39.24	\$5,592.29
\$482,000.01	to	\$483,000.00	\$2,290.40	\$3,272.00	\$39.24	\$5,601.64
\$483,000.01	to	\$484,000.00	\$2,294.25	\$3,277.50	\$39.24	\$5,610.99
\$484,000.01	to	\$485,000.00	\$2,298.10	\$3,283.00	\$39.24	\$5,620.34
\$485,000.01	to	\$486,000.00	\$2,301.95	\$3,288.50	\$39.24	\$5,629.69
\$486,000.01	to	\$487,000.00	\$2,305.80	\$3,294.00	\$39.24	\$5,639.04
\$487,000.01	to	\$488,000.00	\$2,309.65	\$3,299.50	\$39.24	\$5,648.39
\$488,000.01	to	\$489,000.00	\$2,313.50	\$3,305.00	\$39.24	\$5,657.74
\$489,000.01	to	\$490,000.00	\$2,317.35	\$3,310.50	\$39.24	\$5,667.09
\$490,000.01	to	\$491,000.00	\$2,321.20	\$3,316.00	\$39.24	\$5,676.44

Total Valuation			Plan Check Fee	Permit Fee	Permit Issuance	Total Fees
\$491,000.01	to	\$492,000.00	\$2,325.05	\$3,321.50	\$39.24	\$5,685.79
\$492,000.01	to	\$493,000.00	\$2,328.90	\$3,327.00	\$39.24	\$5,695.14
\$493,000.01	to	\$494,000.00	\$2,332.75	\$3,332.50	\$39.24	\$5,704.49
\$494,000.01	to	\$495,000.00	\$2,336.60	\$3,338.00	\$39.24	\$5,713.84
\$495,000.01	to	\$496,000.00	\$2,340.45	\$3,343.50	\$39.24	\$5,723.19
\$496,000.01	to	\$497,000.00	\$2,344.30	\$3,349.00	\$39.24	\$5,732.54
\$497,000.01	to	\$498,000.00	\$2,348.15	\$3,354.50	\$39.24	\$5,741.89
\$498,000.01	to	\$499,000.00	\$2,352.00	\$3,360.00	\$39.24	\$5,751.24
\$499,000.01	to	\$500,000.00	\$2,355.85	\$3,365.50	\$39.24	\$5,760.59
\$500,000.01	to	\$501,000.00	\$2,359.70	\$3,371.00	\$39.24	\$5,769.94
\$501,000.01	to	\$502,000.00	\$2,363.55	\$3,376.50	\$39.24	\$5,779.29
\$502,000.01	to	\$503,000.00	\$2,367.40	\$3,382.00	\$39.24	\$5,788.64
\$503,000.01	to	\$504,000.00	\$2,371.25	\$3,387.50	\$39.24	\$5,797.99
\$504,000.01	to	\$505,000.00	\$2,375.10	\$3,393.00	\$39.24	\$5,807.34
\$505,000.01	to	\$506,000.00	\$2,378.95	\$3,398.50	\$39.24	\$5,816.69
\$506,000.01	to	\$507,000.00	\$2,382.80	\$3,404.00	\$39.24	\$5,826.04
\$507,000.01	to	\$508,000.00	\$2,386.65	\$3,409.50	\$39.24	\$5,835.39
\$508,000.01	to	\$509,000.00	\$2,390.50	\$3,415.00	\$39.24	\$5,844.74
\$509,000.01	to	\$510,000.00	\$2,394.35	\$3,420.50	\$39.24	\$5,854.09
\$510,000.01	to	\$511,000.00	\$2,398.20	\$3,426.00	\$39.24	\$5,863.44
\$511,000.01	to	\$512,000.00	\$2,402.05	\$3,431.50	\$39.24	\$5,872.79
\$512,000.01	to	\$513,000.00	\$2,405.90	\$3,437.00	\$39.24	\$5,882.14
\$513,000.01	to	\$514,000.00	\$2,409.75	\$3,442.50	\$39.24	\$5,891.49
\$514,000.01	to	\$515,000.00	\$2,413.60	\$3,448.00	\$39.24	\$5,900.84
\$515,000.01	to	\$516,000.00	\$2,417.45	\$3,453.50	\$39.24	\$5,910.19
\$516,000.01	to	\$517,000.00	\$2,421.30	\$3,459.00	\$39.24	\$5,919.54
\$517,000.01	to	\$518,000.00	\$2,425.15	\$3,464.50	\$39.24	\$5,928.89
\$518,000.01	to	\$519,000.00	\$2,429.00	\$3,470.00	\$39.24	\$5,938.24
\$519,000.01	to	\$520,000.00	\$2,432.85	\$3,475.50	\$39.24	\$5,947.59
\$520,000.01	to	\$521,000.00	\$2,436.70	\$3,481.00	\$39.24	\$5,956.94
\$521,000.01	to	\$522,000.00	\$2,440.55	\$3,486.50	\$39.24	\$5,966.29
\$522,000.01	to	\$523,000.00	\$2,444.40	\$3,492.00	\$39.24	\$5,975.64
\$523,000.01	to	\$524,000.00	\$2,448.25	\$3,497.50	\$39.24	\$5,984.99
\$524,000.01	to	\$525,000.00	\$2,452.10	\$3,503.00	\$39.24	\$5,994.34
\$525,000.01	to	\$526,000.00	\$2,455.95	\$3,508.50	\$39.24	\$6,003.69
\$526,000.01	to	\$527,000.00	\$2,459.80	\$3,514.00	\$39.24	\$6,013.04
\$527,000.01	to	\$528,000.00	\$2,463.65	\$3,519.50	\$39.24	\$6,022.39
\$528,000.01	to	\$529,000.00	\$2,467.50	\$3,525.00	\$39.24	\$6,031.74
\$529,000.01	to	\$530,000.00	\$2,471.35	\$3,530.50	\$39.24	\$6,041.09
\$530,000.01	to	\$531,000.00	\$2,475.20	\$3,536.00	\$39.24	\$6,050.44
\$531,000.01	to	\$532,000.00	\$2,479.05	\$3,541.50	\$39.24	\$6,059.79
\$532,000.01	to	\$533,000.00	\$2,482.90	\$3,547.00	\$39.24	\$6,069.14
\$533,000.01	to	\$534,000.00	\$2,486.75	\$3,552.50	\$39.24	\$6,078.49
\$534,000.01	to	\$535,000.00	\$2,490.60	\$3,558.00	\$39.24	\$6,087.84
\$535,000.01	to	\$536,000.00	\$2,494.45	\$3,563.50	\$39.24	\$6,097.19
\$536,000.01	to	\$537,000.00	\$2,498.30	\$3,569.00	\$39.24	\$6,106.54

Total Valuation			Plan Check Fee	Permit Fee	Permit Issuance	Total Fees
\$537,000.01	to	\$538,000.00	\$2,502.15	\$3,574.50	\$39.24	\$6,115.89
\$538,000.01	to	\$539,000.00	\$2,506.00	\$3,580.00	\$39.24	\$6,125.24
\$539,000.01	to	\$540,000.00	\$2,509.85	\$3,585.50	\$39.24	\$6,134.59
\$540,000.01	to	\$541,000.00	\$2,513.70	\$3,591.00	\$39.24	\$6,143.94
\$541,000.01	to	\$542,000.00	\$2,517.55	\$3,596.50	\$39.24	\$6,153.29
\$542,000.01	to	\$543,000.00	\$2,521.40	\$3,602.00	\$39.24	\$6,162.64
\$543,000.01	to	\$544,000.00	\$2,525.25	\$3,607.50	\$39.24	\$6,171.99
\$544,000.01	to	\$545,000.00	\$2,529.10	\$3,613.00	\$39.24	\$6,181.34
\$545,000.01	to	\$546,000.00	\$2,532.95	\$3,618.50	\$39.24	\$6,190.69
\$546,000.01	to	\$547,000.00	\$2,536.80	\$3,624.00	\$39.24	\$6,200.04
\$547,000.01	to	\$548,000.00	\$2,540.65	\$3,629.50	\$39.24	\$6,209.39
\$548,000.01	to	\$549,000.00	\$2,544.50	\$3,635.00	\$39.24	\$6,218.74
\$549,000.01	to	\$550,000.00	\$2,548.35	\$3,640.50	\$39.24	\$6,228.09
\$550,000.01	to	\$551,000.00	\$2,552.20	\$3,646.00	\$39.24	\$6,237.44
\$551,000.01	to	\$552,000.00	\$2,556.05	\$3,651.50	\$39.24	\$6,246.79
\$552,000.01	to	\$553,000.00	\$2,559.90	\$3,657.00	\$39.24	\$6,256.14
\$553,000.01	to	\$554,000.00	\$2,563.75	\$3,662.50	\$39.24	\$6,265.49
\$554,000.01	to	\$555,000.00	\$2,567.60	\$3,668.00	\$39.24	\$6,274.84
\$555,000.01	to	\$556,000.00	\$2,571.45	\$3,673.50	\$39.24	\$6,284.19
\$556,000.01	to	\$557,000.00	\$2,575.30	\$3,679.00	\$39.24	\$6,293.54
\$557,000.01	to	\$558,000.00	\$2,579.15	\$3,684.50	\$39.24	\$6,302.89
\$558,000.01	to	\$559,000.00	\$2,583.00	\$3,690.00	\$39.24	\$6,312.24
\$559,000.01	to	\$560,000.00	\$2,586.85	\$3,695.50	\$39.24	\$6,321.59
\$560,000.01	to	\$561,000.00	\$2,590.70	\$3,701.00	\$39.24	\$6,330.94
\$561,000.01	to	\$562,000.00	\$2,594.55	\$3,706.50	\$39.24	\$6,340.29
\$562,000.01	to	\$563,000.00	\$2,598.40	\$3,712.00	\$39.24	\$6,349.64
\$563,000.01	to	\$564,000.00	\$2,602.25	\$3,717.50	\$39.24	\$6,358.99
\$564,000.01	to	\$565,000.00	\$2,606.10	\$3,723.00	\$39.24	\$6,368.34
\$565,000.01	to	\$566,000.00	\$2,609.95	\$3,728.50	\$39.24	\$6,377.69
\$566,000.01	to	\$567,000.00	\$2,613.80	\$3,734.00	\$39.24	\$6,387.04
\$567,000.01	to	\$568,000.00	\$2,617.65	\$3,739.50	\$39.24	\$6,396.39
\$568,000.01	to	\$569,000.00	\$2,621.50	\$3,745.00	\$39.24	\$6,405.74
\$569,000.01	to	\$570,000.00	\$2,625.35	\$3,750.50	\$39.24	\$6,415.09
\$570,000.01	to	\$571,000.00	\$2,629.20	\$3,756.00	\$39.24	\$6,424.44
\$571,000.01	to	\$572,000.00	\$2,633.05	\$3,761.50	\$39.24	\$6,433.79
\$572,000.01	to	\$573,000.00	\$2,636.90	\$3,767.00	\$39.24	\$6,443.14
\$573,000.01	to	\$574,000.00	\$2,640.75	\$3,772.50	\$39.24	\$6,452.49
\$574,000.01	to	\$575,000.00	\$2,644.60	\$3,778.00	\$39.24	\$6,461.84
\$575,000.01	to	\$576,000.00	\$2,648.45	\$3,783.50	\$39.24	\$6,471.19
\$576,000.01	to	\$577,000.00	\$2,652.30	\$3,789.00	\$39.24	\$6,480.54
\$577,000.01	to	\$578,000.00	\$2,656.15	\$3,794.50	\$39.24	\$6,489.89
\$578,000.01	to	\$579,000.00	\$2,660.00	\$3,800.00	\$39.24	\$6,499.24
\$579,000.01	to	\$580,000.00	\$2,663.85	\$3,805.50	\$39.24	\$6,508.59
\$580,000.01	to	\$581,000.00	\$2,667.70	\$3,811.00	\$39.24	\$6,517.94
\$581,000.01	to	\$582,000.00	\$2,671.55	\$3,816.50	\$39.24	\$6,527.29
\$582,000.01	to	\$583,000.00	\$2,675.40	\$3,822.00	\$39.24	\$6,536.64

Total Valuation			Plan Check Fee	Permit Fee	Permit Issuance	Total Fees
\$583,000.01	to	\$584,000.00	\$2,679.25	\$3,827.50	\$39.24	\$6,545.99
\$584,000.01	to	\$585,000.00	\$2,683.10	\$3,833.00	\$39.24	\$6,555.34
\$585,000.01	to	\$586,000.00	\$2,686.95	\$3,838.50	\$39.24	\$6,564.69
\$586,000.01	to	\$587,000.00	\$2,690.80	\$3,844.00	\$39.24	\$6,574.04
\$587,000.01	to	\$588,000.00	\$2,694.65	\$3,849.50	\$39.24	\$6,583.39
\$588,000.01	to	\$589,000.00	\$2,698.50	\$3,855.00	\$39.24	\$6,592.74
\$589,000.01	to	\$590,000.00	\$2,702.35	\$3,860.50	\$39.24	\$6,602.09
\$590,000.01	to	\$591,000.00	\$2,706.20	\$3,866.00	\$39.24	\$6,611.44
\$591,000.01	to	\$592,000.00	\$2,710.05	\$3,871.50	\$39.24	\$6,620.79
\$592,000.01	to	\$593,000.00	\$2,713.90	\$3,877.00	\$39.24	\$6,630.14
\$593,000.01	to	\$594,000.00	\$2,717.75	\$3,882.50	\$39.24	\$6,639.49
\$594,000.01	to	\$595,000.00	\$2,721.60	\$3,888.00	\$39.24	\$6,648.84
\$595,000.01	to	\$596,000.00	\$2,725.45	\$3,893.50	\$39.24	\$6,658.19
\$596,000.01	to	\$597,000.00	\$2,729.30	\$3,899.00	\$39.24	\$6,667.54
\$597,000.01	to	\$598,000.00	\$2,733.15	\$3,904.50	\$39.24	\$6,676.89
\$598,000.01	to	\$599,000.00	\$2,737.00	\$3,910.00	\$39.24	\$6,686.24
\$599,000.01	to	\$600,000.00	\$2,740.85	\$3,915.50	\$39.24	\$6,695.59
\$600,000.01	to	\$601,000.00	\$2,744.70	\$3,921.00	\$39.24	\$6,704.94
\$601,000.01	to	\$602,000.00	\$2,748.55	\$3,926.50	\$39.24	\$6,714.29
\$602,000.01	to	\$603,000.00	\$2,752.40	\$3,932.00	\$39.24	\$6,723.64
\$603,000.01	to	\$604,000.00	\$2,756.25	\$3,937.50	\$39.24	\$6,732.99
\$604,000.01	to	\$605,000.00	\$2,760.10	\$3,943.00	\$39.24	\$6,742.34
\$605,000.01	to	\$606,000.00	\$2,763.95	\$3,948.50	\$39.24	\$6,751.69
\$606,000.01	to	\$607,000.00	\$2,767.80	\$3,954.00	\$39.24	\$6,761.04
\$607,000.01	to	\$608,000.00	\$2,771.65	\$3,959.50	\$39.24	\$6,770.39
\$608,000.01	to	\$609,000.00	\$2,775.50	\$3,965.00	\$39.24	\$6,779.74
\$609,000.01	to	\$610,000.00	\$2,779.35	\$3,970.50	\$39.24	\$6,789.09
\$610,000.01	to	\$611,000.00	\$2,783.20	\$3,976.00	\$39.24	\$6,798.44
\$611,000.01	to	\$612,000.00	\$2,787.05	\$3,981.50	\$39.24	\$6,807.79
\$612,000.01	to	\$613,000.00	\$2,790.90	\$3,987.00	\$39.24	\$6,817.14
\$613,000.01	to	\$614,000.00	\$2,794.75	\$3,992.50	\$39.24	\$6,826.49
\$614,000.01	to	\$615,000.00	\$2,798.60	\$3,998.00	\$39.24	\$6,835.84
\$615,000.01	to	\$616,000.00	\$2,802.45	\$4,003.50	\$39.24	\$6,845.19
\$616,000.01	to	\$617,000.00	\$2,806.30	\$4,009.00	\$39.24	\$6,854.54
\$617,000.01	to	\$618,000.00	\$2,810.15	\$4,014.50	\$39.24	\$6,863.89
\$618,000.01	to	\$619,000.00	\$2,814.00	\$4,020.00	\$39.24	\$6,873.24
\$619,000.01	to	\$620,000.00	\$2,817.85	\$4,025.50	\$39.24	\$6,882.59
\$620,000.01	to	\$621,000.00	\$2,821.70	\$4,031.00	\$39.24	\$6,891.94
\$621,000.01	to	\$622,000.00	\$2,825.55	\$4,036.50	\$39.24	\$6,901.29
\$622,000.01	to	\$623,000.00	\$2,829.40	\$4,042.00	\$39.24	\$6,910.64
\$623,000.01	to	\$624,000.00	\$2,833.25	\$4,047.50	\$39.24	\$6,919.99
\$624,000.01	to	\$625,000.00	\$2,837.10	\$4,053.00	\$39.24	\$6,929.34
\$625,000.01	to	\$626,000.00	\$2,840.95	\$4,058.50	\$39.24	\$6,938.69
\$626,000.01	to	\$627,000.00	\$2,844.80	\$4,064.00	\$39.24	\$6,948.04
\$627,000.01	to	\$628,000.00	\$2,848.65	\$4,069.50	\$39.24	\$6,957.39
\$628,000.01	to	\$629,000.00	\$2,852.50	\$4,075.00	\$39.24	\$6,966.74

Total Valuation			Plan Check Fee	Permit Fee	Permit Issuance	Total Fees
\$629,000.01	to	\$630,000.00	\$2,856.35	\$4,080.50	\$39.24	\$6,976.09
\$630,000.01	to	\$631,000.00	\$2,860.20	\$4,086.00	\$39.24	\$6,985.44
\$631,000.01	to	\$632,000.00	\$2,864.05	\$4,091.50	\$39.24	\$6,994.79
\$632,000.01	to	\$633,000.00	\$2,867.90	\$4,097.00	\$39.24	\$7,004.14
\$633,000.01	to	\$634,000.00	\$2,871.75	\$4,102.50	\$39.24	\$7,013.49
\$634,000.01	to	\$635,000.00	\$2,875.60	\$4,108.00	\$39.24	\$7,022.84
\$635,000.01	to	\$636,000.00	\$2,879.45	\$4,113.50	\$39.24	\$7,032.19
\$636,000.01	to	\$637,000.00	\$2,883.30	\$4,119.00	\$39.24	\$7,041.54
\$637,000.01	to	\$638,000.00	\$2,887.15	\$4,124.50	\$39.24	\$7,050.89
\$638,000.01	to	\$639,000.00	\$2,891.00	\$4,130.00	\$39.24	\$7,060.24
\$639,000.01	to	\$640,000.00	\$2,894.85	\$4,135.50	\$39.24	\$7,069.59
\$640,000.01	to	\$641,000.00	\$2,898.70	\$4,141.00	\$39.24	\$7,078.94
\$641,000.01	to	\$642,000.00	\$2,902.55	\$4,146.50	\$39.24	\$7,088.29
\$642,000.01	to	\$643,000.00	\$2,906.40	\$4,152.00	\$39.24	\$7,097.64
\$643,000.01	to	\$644,000.00	\$2,910.25	\$4,157.50	\$39.24	\$7,106.99
\$644,000.01	to	\$645,000.00	\$2,914.10	\$4,163.00	\$39.24	\$7,116.34
\$645,000.01	to	\$646,000.00	\$2,917.95	\$4,168.50	\$39.24	\$7,125.69
\$646,000.01	to	\$647,000.00	\$2,921.80	\$4,174.00	\$39.24	\$7,135.04
\$647,000.01	to	\$648,000.00	\$2,925.65	\$4,179.50	\$39.24	\$7,144.39
\$648,000.01	to	\$649,000.00	\$2,929.50	\$4,185.00	\$39.24	\$7,153.74
\$649,000.01	to	\$650,000.00	\$2,933.35	\$4,190.50	\$39.24	\$7,163.09
\$650,000.01	to	\$651,000.00	\$2,937.20	\$4,196.00	\$39.24	\$7,172.44
\$651,000.01	to	\$652,000.00	\$2,941.05	\$4,201.50	\$39.24	\$7,181.79
\$652,000.01	to	\$653,000.00	\$2,944.90	\$4,207.00	\$39.24	\$7,191.14
\$653,000.01	to	\$654,000.00	\$2,948.75	\$4,212.50	\$39.24	\$7,200.49
\$654,000.01	to	\$655,000.00	\$2,952.60	\$4,218.00	\$39.24	\$7,209.84
\$655,000.01	to	\$656,000.00	\$2,956.45	\$4,223.50	\$39.24	\$7,219.19
\$656,000.01	to	\$657,000.00	\$2,960.30	\$4,229.00	\$39.24	\$7,228.54
\$657,000.01	to	\$658,000.00	\$2,964.15	\$4,234.50	\$39.24	\$7,237.89
\$658,000.01	to	\$659,000.00	\$2,968.00	\$4,240.00	\$39.24	\$7,247.24
\$659,000.01	to	\$660,000.00	\$2,971.85	\$4,245.50	\$39.24	\$7,256.59
\$660,000.01	to	\$661,000.00	\$2,975.70	\$4,251.00	\$39.24	\$7,265.94
\$661,000.01	to	\$662,000.00	\$2,979.55	\$4,256.50	\$39.24	\$7,275.29
\$662,000.01	to	\$663,000.00	\$2,983.40	\$4,262.00	\$39.24	\$7,284.64
\$663,000.01	to	\$664,000.00	\$2,987.25	\$4,267.50	\$39.24	\$7,293.99
\$664,000.01	to	\$665,000.00	\$2,991.10	\$4,273.00	\$39.24	\$7,303.34
\$665,000.01	to	\$666,000.00	\$2,994.95	\$4,278.50	\$39.24	\$7,312.69
\$666,000.01	to	\$667,000.00	\$2,998.80	\$4,284.00	\$39.24	\$7,322.04
\$667,000.01	to	\$668,000.00	\$3,002.65	\$4,289.50	\$39.24	\$7,331.39
\$668,000.01	to	\$669,000.00	\$3,006.50	\$4,295.00	\$39.24	\$7,340.74
\$669,000.01	to	\$670,000.00	\$3,010.35	\$4,300.50	\$39.24	\$7,350.09
\$670,000.01	to	\$671,000.00	\$3,014.20	\$4,306.00	\$39.24	\$7,359.44
\$671,000.01	to	\$672,000.00	\$3,018.05	\$4,311.50	\$39.24	\$7,368.79
\$672,000.01	to	\$673,000.00	\$3,021.90	\$4,317.00	\$39.24	\$7,378.14
\$673,000.01	to	\$674,000.00	\$3,025.75	\$4,322.50	\$39.24	\$7,387.49
\$674,000.01	to	\$675,000.00	\$3,029.60	\$4,328.00	\$39.24	\$7,396.84

Total Valuation			Plan Check Fee	Permit Fee	Permit Issuance	Total Fees
\$675,000.01	to	\$676,000.00	\$3,033.45	\$4,333.50	\$39.24	\$7,406.19
\$676,000.01	to	\$677,000.00	\$3,037.30	\$4,339.00	\$39.24	\$7,415.54
\$677,000.01	to	\$678,000.00	\$3,041.15	\$4,344.50	\$39.24	\$7,424.89
\$678,000.01	to	\$679,000.00	\$3,045.00	\$4,350.00	\$39.24	\$7,434.24
\$679,000.01	to	\$680,000.00	\$3,048.85	\$4,355.50	\$39.24	\$7,443.59
\$680,000.01	to	\$681,000.00	\$3,052.70	\$4,361.00	\$39.24	\$7,452.94
\$681,000.01	to	\$682,000.00	\$3,056.55	\$4,366.50	\$39.24	\$7,462.29
\$682,000.01	to	\$683,000.00	\$3,060.40	\$4,372.00	\$39.24	\$7,471.64
\$683,000.01	to	\$684,000.00	\$3,064.25	\$4,377.50	\$39.24	\$7,480.99
\$684,000.01	to	\$685,000.00	\$3,068.10	\$4,383.00	\$39.24	\$7,490.34
\$685,000.01	to	\$686,000.00	\$3,071.95	\$4,388.50	\$39.24	\$7,499.69
\$686,000.01	to	\$687,000.00	\$3,075.80	\$4,394.00	\$39.24	\$7,509.04
\$687,000.01	to	\$688,000.00	\$3,079.65	\$4,399.50	\$39.24	\$7,518.39
\$688,000.01	to	\$689,000.00	\$3,083.50	\$4,405.00	\$39.24	\$7,527.74
\$689,000.01	to	\$690,000.00	\$3,087.35	\$4,410.50	\$39.24	\$7,537.09
\$690,000.01	to	\$691,000.00	\$3,091.20	\$4,416.00	\$39.24	\$7,546.44
\$691,000.01	to	\$692,000.00	\$3,095.05	\$4,421.50	\$39.24	\$7,555.79
\$692,000.01	to	\$693,000.00	\$3,098.90	\$4,427.00	\$39.24	\$7,565.14
\$693,000.01	to	\$694,000.00	\$3,102.75	\$4,432.50	\$39.24	\$7,574.49
\$694,000.01	to	\$695,000.00	\$3,106.60	\$4,438.00	\$39.24	\$7,583.84
\$695,000.01	to	\$696,000.00	\$3,110.45	\$4,443.50	\$39.24	\$7,593.19
\$696,000.01	to	\$697,000.00	\$3,114.30	\$4,449.00	\$39.24	\$7,602.54
\$697,000.01	to	\$698,000.00	\$3,118.15	\$4,454.50	\$39.24	\$7,611.89
\$698,000.01	to	\$699,000.00	\$3,122.00	\$4,460.00	\$39.24	\$7,621.24
\$699,000.01	to	\$700,000.00	\$3,125.85	\$4,465.50	\$39.24	\$7,630.59
\$700,000.01	to	\$701,000.00	\$3,129.70	\$4,471.00	\$39.24	\$7,639.94
\$701,000.01	to	\$702,000.00	\$3,133.55	\$4,476.50	\$39.24	\$7,649.29
\$702,000.01	to	\$703,000.00	\$3,137.40	\$4,482.00	\$39.24	\$7,658.64
\$703,000.01	to	\$704,000.00	\$3,141.25	\$4,487.50	\$39.24	\$7,667.99
\$704,000.01	to	\$705,000.00	\$3,145.10	\$4,493.00	\$39.24	\$7,677.34
\$705,000.01	to	\$706,000.00	\$3,148.95	\$4,498.50	\$39.24	\$7,686.69
\$706,000.01	to	\$707,000.00	\$3,152.80	\$4,504.00	\$39.24	\$7,696.04
\$707,000.01	to	\$708,000.00	\$3,156.65	\$4,509.50	\$39.24	\$7,705.39
\$708,000.01	to	\$709,000.00	\$3,160.50	\$4,515.00	\$39.24	\$7,714.74
\$709,000.01	to	\$710,000.00	\$3,164.35	\$4,520.50	\$39.24	\$7,724.09
\$710,000.01	to	\$711,000.00	\$3,168.20	\$4,526.00	\$39.24	\$7,733.44
\$711,000.01	to	\$712,000.00	\$3,172.05	\$4,531.50	\$39.24	\$7,742.79
\$712,000.01	to	\$713,000.00	\$3,175.90	\$4,537.00	\$39.24	\$7,752.14
\$713,000.01	to	\$714,000.00	\$3,179.75	\$4,542.50	\$39.24	\$7,761.49
\$714,000.01	to	\$715,000.00	\$3,183.60	\$4,548.00	\$39.24	\$7,770.84
\$715,000.01	to	\$716,000.00	\$3,187.45	\$4,553.50	\$39.24	\$7,780.19
\$716,000.01	to	\$717,000.00	\$3,191.30	\$4,559.00	\$39.24	\$7,789.54
\$717,000.01	to	\$718,000.00	\$3,195.15	\$4,564.50	\$39.24	\$7,798.89
\$718,000.01	to	\$719,000.00	\$3,199.00	\$4,570.00	\$39.24	\$7,808.24
\$719,000.01	to	\$720,000.00	\$3,202.85	\$4,575.50	\$39.24	\$7,817.59
\$720,000.01	to	\$721,000.00	\$3,206.70	\$4,581.00	\$39.24	\$7,826.94

Total Valuation			Plan Check Fee	Permit Fee	Permit Issuance	Total Fees
\$721,000.01	to	\$722,000.00	\$3,210.55	\$4,586.50	\$39.24	\$7,836.29
\$722,000.01	to	\$723,000.00	\$3,214.40	\$4,592.00	\$39.24	\$7,845.64
\$723,000.01	to	\$724,000.00	\$3,218.25	\$4,597.50	\$39.24	\$7,854.99
\$724,000.01	to	\$725,000.00	\$3,222.10	\$4,603.00	\$39.24	\$7,864.34
\$725,000.01	to	\$726,000.00	\$3,225.95	\$4,608.50	\$39.24	\$7,873.69
\$726,000.01	to	\$727,000.00	\$3,229.80	\$4,614.00	\$39.24	\$7,883.04
\$727,000.01	to	\$728,000.00	\$3,233.65	\$4,619.50	\$39.24	\$7,892.39
\$728,000.01	to	\$729,000.00	\$3,237.50	\$4,625.00	\$39.24	\$7,901.74
\$729,000.01	to	\$730,000.00	\$3,241.35	\$4,630.50	\$39.24	\$7,911.09
\$730,000.01	to	\$731,000.00	\$3,245.20	\$4,636.00	\$39.24	\$7,920.44
\$731,000.01	to	\$732,000.00	\$3,249.05	\$4,641.50	\$39.24	\$7,929.79
\$732,000.01	to	\$733,000.00	\$3,252.90	\$4,647.00	\$39.24	\$7,939.14
\$733,000.01	to	\$734,000.00	\$3,256.75	\$4,652.50	\$39.24	\$7,948.49
\$734,000.01	to	\$735,000.00	\$3,260.60	\$4,658.00	\$39.24	\$7,957.84
\$735,000.01	to	\$736,000.00	\$3,264.45	\$4,663.50	\$39.24	\$7,967.19
\$736,000.01	to	\$737,000.00	\$3,268.30	\$4,669.00	\$39.24	\$7,976.54
\$737,000.01	to	\$738,000.00	\$3,272.15	\$4,674.50	\$39.24	\$7,985.89
\$738,000.01	to	\$739,000.00	\$3,276.00	\$4,680.00	\$39.24	\$7,995.24
\$739,000.01	to	\$740,000.00	\$3,279.85	\$4,685.50	\$39.24	\$8,004.59
\$740,000.01	to	\$741,000.00	\$3,283.70	\$4,691.00	\$39.24	\$8,013.94
\$741,000.01	to	\$742,000.00	\$3,287.55	\$4,696.50	\$39.24	\$8,023.29
\$742,000.01	to	\$743,000.00	\$3,291.40	\$4,702.00	\$39.24	\$8,032.64
\$743,000.01	to	\$744,000.00	\$3,295.25	\$4,707.50	\$39.24	\$8,041.99
\$744,000.01	to	\$745,000.00	\$3,299.10	\$4,713.00	\$39.24	\$8,051.34
\$745,000.01	to	\$746,000.00	\$3,302.95	\$4,718.50	\$39.24	\$8,060.69
\$746,000.01	to	\$747,000.00	\$3,306.80	\$4,724.00	\$39.24	\$8,070.04
\$747,000.01	to	\$748,000.00	\$3,310.65	\$4,729.50	\$39.24	\$8,079.39
\$748,000.01	to	\$749,000.00	\$3,314.50	\$4,735.00	\$39.24	\$8,088.74
\$749,000.01	to	\$750,000.00	\$3,318.35	\$4,740.50	\$39.24	\$8,098.09
\$750,000.01	to	\$751,000.00	\$3,322.20	\$4,746.00	\$39.24	\$8,107.44
\$751,000.01	to	\$752,000.00	\$3,326.05	\$4,751.50	\$39.24	\$8,116.79
\$752,000.01	to	\$753,000.00	\$3,329.90	\$4,757.00	\$39.24	\$8,126.14
\$753,000.01	to	\$754,000.00	\$3,333.75	\$4,762.50	\$39.24	\$8,135.49
\$754,000.01	to	\$755,000.00	\$3,337.60	\$4,768.00	\$39.24	\$8,144.84
\$755,000.01	to	\$756,000.00	\$3,341.45	\$4,773.50	\$39.24	\$8,154.19
\$756,000.01	to	\$757,000.00	\$3,345.30	\$4,779.00	\$39.24	\$8,163.54
\$757,000.01	to	\$758,000.00	\$3,349.15	\$4,784.50	\$39.24	\$8,172.89
\$758,000.01	to	\$759,000.00	\$3,353.00	\$4,790.00	\$39.24	\$8,182.24
\$759,000.01	to	\$760,000.00	\$3,356.85	\$4,795.50	\$39.24	\$8,191.59
\$760,000.01	to	\$761,000.00	\$3,360.70	\$4,801.00	\$39.24	\$8,200.94
\$761,000.01	to	\$762,000.00	\$3,364.55	\$4,806.50	\$39.24	\$8,210.29
\$762,000.01	to	\$763,000.00	\$3,368.40	\$4,812.00	\$39.24	\$8,219.64
\$763,000.01	to	\$764,000.00	\$3,372.25	\$4,817.50	\$39.24	\$8,228.99
\$764,000.01	to	\$765,000.00	\$3,376.10	\$4,823.00	\$39.24	\$8,238.34
\$765,000.01	to	\$766,000.00	\$3,379.95	\$4,828.50	\$39.24	\$8,247.69
\$766,000.01	to	\$767,000.00	\$3,383.80	\$4,834.00	\$39.24	\$8,257.04

Total Valuation			Plan Check Fee	Permit Fee	Permit Issuance	Total Fees
\$767,000.01	to	\$768,000.00	\$3,387.65	\$4,839.50	\$39.24	\$8,266.39
\$768,000.01	to	\$769,000.00	\$3,391.50	\$4,845.00	\$39.24	\$8,275.74
\$769,000.01	to	\$770,000.00	\$3,395.35	\$4,850.50	\$39.24	\$8,285.09
\$770,000.01	to	\$771,000.00	\$3,399.20	\$4,856.00	\$39.24	\$8,294.44
\$771,000.01	to	\$772,000.00	\$3,403.05	\$4,861.50	\$39.24	\$8,303.79
\$772,000.01	to	\$773,000.00	\$3,406.90	\$4,867.00	\$39.24	\$8,313.14
\$773,000.01	to	\$774,000.00	\$3,410.75	\$4,872.50	\$39.24	\$8,322.49
\$774,000.01	to	\$775,000.00	\$3,414.60	\$4,878.00	\$39.24	\$8,331.84
\$775,000.01	to	\$776,000.00	\$3,418.45	\$4,883.50	\$39.24	\$8,341.19
\$776,000.01	to	\$777,000.00	\$3,422.30	\$4,889.00	\$39.24	\$8,350.54
\$777,000.01	to	\$778,000.00	\$3,426.15	\$4,894.50	\$39.24	\$8,359.89
\$778,000.01	to	\$779,000.00	\$3,430.00	\$4,900.00	\$39.24	\$8,369.24
\$779,000.01	to	\$780,000.00	\$3,433.85	\$4,905.50	\$39.24	\$8,378.59
\$780,000.01	to	\$781,000.00	\$3,437.70	\$4,911.00	\$39.24	\$8,387.94
\$781,000.01	to	\$782,000.00	\$3,441.55	\$4,916.50	\$39.24	\$8,397.29
\$782,000.01	to	\$783,000.00	\$3,445.40	\$4,922.00	\$39.24	\$8,406.64
\$783,000.01	to	\$784,000.00	\$3,449.25	\$4,927.50	\$39.24	\$8,415.99
\$784,000.01	to	\$785,000.00	\$3,453.10	\$4,933.00	\$39.24	\$8,425.34
\$785,000.01	to	\$786,000.00	\$3,456.95	\$4,938.50	\$39.24	\$8,434.69
\$786,000.01	to	\$787,000.00	\$3,460.80	\$4,944.00	\$39.24	\$8,444.04
\$787,000.01	to	\$788,000.00	\$3,464.65	\$4,949.50	\$39.24	\$8,453.39
\$788,000.01	to	\$789,000.00	\$3,468.50	\$4,955.00	\$39.24	\$8,462.74
\$789,000.01	to	\$790,000.00	\$3,472.35	\$4,960.50	\$39.24	\$8,472.09
\$790,000.01	to	\$791,000.00	\$3,476.20	\$4,966.00	\$39.24	\$8,481.44
\$791,000.01	to	\$792,000.00	\$3,480.05	\$4,971.50	\$39.24	\$8,490.79
\$792,000.01	to	\$793,000.00	\$3,483.90	\$4,977.00	\$39.24	\$8,500.14
\$793,000.01	to	\$794,000.00	\$3,487.75	\$4,982.50	\$39.24	\$8,509.49
\$794,000.01	to	\$795,000.00	\$3,491.60	\$4,988.00	\$39.24	\$8,518.84
\$795,000.01	to	\$796,000.00	\$3,495.45	\$4,993.50	\$39.24	\$8,528.19
\$796,000.01	to	\$797,000.00	\$3,499.30	\$4,999.00	\$39.24	\$8,537.54
\$797,000.01	to	\$798,000.00	\$3,503.15	\$5,004.50	\$39.24	\$8,546.89
\$798,000.01	to	\$799,000.00	\$3,507.00	\$5,010.00	\$39.24	\$8,556.24
\$799,000.01	to	\$800,000.00	\$3,510.85	\$5,015.50	\$39.24	\$8,565.59
\$800,000.01	to	\$801,000.00	\$3,514.70	\$5,021.00	\$39.24	\$8,574.94
\$801,000.01	to	\$802,000.00	\$3,518.55	\$5,026.50	\$39.24	\$8,584.29
\$802,000.01	to	\$803,000.00	\$3,522.40	\$5,032.00	\$39.24	\$8,593.64
\$803,000.01	to	\$804,000.00	\$3,526.25	\$5,037.50	\$39.24	\$8,602.99
\$804,000.01	to	\$805,000.00	\$3,530.10	\$5,043.00	\$39.24	\$8,612.34
\$805,000.01	to	\$806,000.00	\$3,533.95	\$5,048.50	\$39.24	\$8,621.69
\$806,000.01	to	\$807,000.00	\$3,537.80	\$5,054.00	\$39.24	\$8,631.04
\$807,000.01	to	\$808,000.00	\$3,541.65	\$5,059.50	\$39.24	\$8,640.39
\$808,000.01	to	\$809,000.00	\$3,545.50	\$5,065.00	\$39.24	\$8,649.74
\$809,000.01	to	\$810,000.00	\$3,549.35	\$5,070.50	\$39.24	\$8,659.09
\$810,000.01	to	\$811,000.00	\$3,553.20	\$5,076.00	\$39.24	\$8,668.44
\$811,000.01	to	\$812,000.00	\$3,557.05	\$5,081.50	\$39.24	\$8,677.79
\$812,000.01	to	\$813,000.00	\$3,560.90	\$5,087.00	\$39.24	\$8,687.14

Total Valuation			Plan Check Fee	Permit Fee	Permit Issuance	Total Fees
\$813,000.01	to	\$814,000.00	\$3,564.75	\$5,092.50	\$39.24	\$8,696.49
\$814,000.01	to	\$815,000.00	\$3,568.60	\$5,098.00	\$39.24	\$8,705.84
\$815,000.01	to	\$816,000.00	\$3,572.45	\$5,103.50	\$39.24	\$8,715.19
\$816,000.01	to	\$817,000.00	\$3,576.30	\$5,109.00	\$39.24	\$8,724.54
\$817,000.01	to	\$818,000.00	\$3,580.15	\$5,114.50	\$39.24	\$8,733.89
\$818,000.01	to	\$819,000.00	\$3,584.00	\$5,120.00	\$39.24	\$8,743.24
\$819,000.01	to	\$820,000.00	\$3,587.85	\$5,125.50	\$39.24	\$8,752.59
\$820,000.01	to	\$821,000.00	\$3,591.70	\$5,131.00	\$39.24	\$8,761.94
\$821,000.01	to	\$822,000.00	\$3,595.55	\$5,136.50	\$39.24	\$8,771.29
\$822,000.01	to	\$823,000.00	\$3,599.40	\$5,142.00	\$39.24	\$8,780.64
\$823,000.01	to	\$824,000.00	\$3,603.25	\$5,147.50	\$39.24	\$8,789.99
\$824,000.01	to	\$825,000.00	\$3,607.10	\$5,153.00	\$39.24	\$8,799.34
\$825,000.01	to	\$826,000.00	\$3,610.95	\$5,158.50	\$39.24	\$8,808.69
\$826,000.01	to	\$827,000.00	\$3,614.80	\$5,164.00	\$39.24	\$8,818.04
\$827,000.01	to	\$828,000.00	\$3,618.65	\$5,169.50	\$39.24	\$8,827.39
\$828,000.01	to	\$829,000.00	\$3,622.50	\$5,175.00	\$39.24	\$8,836.74
\$829,000.01	to	\$830,000.00	\$3,626.35	\$5,180.50	\$39.24	\$8,846.09
\$830,000.01	to	\$831,000.00	\$3,630.20	\$5,186.00	\$39.24	\$8,855.44
\$831,000.01	to	\$832,000.00	\$3,634.05	\$5,191.50	\$39.24	\$8,864.79
\$832,000.01	to	\$833,000.00	\$3,637.90	\$5,197.00	\$39.24	\$8,874.14
\$833,000.01	to	\$834,000.00	\$3,641.75	\$5,202.50	\$39.24	\$8,883.49
\$834,000.01	to	\$835,000.00	\$3,645.60	\$5,208.00	\$39.24	\$8,892.84
\$835,000.01	to	\$836,000.00	\$3,649.45	\$5,213.50	\$39.24	\$8,902.19
\$836,000.01	to	\$837,000.00	\$3,653.30	\$5,219.00	\$39.24	\$8,911.54
\$837,000.01	to	\$838,000.00	\$3,657.15	\$5,224.50	\$39.24	\$8,920.89
\$838,000.01	to	\$839,000.00	\$3,661.00	\$5,230.00	\$39.24	\$8,930.24
\$839,000.01	to	\$840,000.00	\$3,664.85	\$5,235.50	\$39.24	\$8,939.59
\$840,000.01	to	\$841,000.00	\$3,668.70	\$5,241.00	\$39.24	\$8,948.94
\$841,000.01	to	\$842,000.00	\$3,672.55	\$5,246.50	\$39.24	\$8,958.29
\$842,000.01	to	\$843,000.00	\$3,676.40	\$5,252.00	\$39.24	\$8,967.64
\$843,000.01	to	\$844,000.00	\$3,680.25	\$5,257.50	\$39.24	\$8,976.99
\$844,000.01	to	\$845,000.00	\$3,684.10	\$5,263.00	\$39.24	\$8,986.34
\$845,000.01	to	\$846,000.00	\$3,687.95	\$5,268.50	\$39.24	\$8,995.69
\$846,000.01	to	\$847,000.00	\$3,691.80	\$5,274.00	\$39.24	\$9,005.04
\$847,000.01	to	\$848,000.00	\$3,695.65	\$5,279.50	\$39.24	\$9,014.39
\$848,000.01	to	\$849,000.00	\$3,699.50	\$5,285.00	\$39.24	\$9,023.74
\$849,000.01	to	\$850,000.00	\$3,703.35	\$5,290.50	\$39.24	\$9,033.09
\$850,000.01	to	\$851,000.00	\$3,707.20	\$5,296.00	\$39.24	\$9,042.44
\$851,000.01	to	\$852,000.00	\$3,711.05	\$5,301.50	\$39.24	\$9,051.79
\$852,000.01	to	\$853,000.00	\$3,714.90	\$5,307.00	\$39.24	\$9,061.14
\$853,000.01	to	\$854,000.00	\$3,718.75	\$5,312.50	\$39.24	\$9,070.49
\$854,000.01	to	\$855,000.00	\$3,722.60	\$5,318.00	\$39.24	\$9,079.84
\$855,000.01	to	\$856,000.00	\$3,726.45	\$5,323.50	\$39.24	\$9,089.19
\$856,000.01	to	\$857,000.00	\$3,730.30	\$5,329.00	\$39.24	\$9,098.54
\$857,000.01	to	\$858,000.00	\$3,734.15	\$5,334.50	\$39.24	\$9,107.89
\$858,000.01	to	\$859,000.00	\$3,738.00	\$5,340.00	\$39.24	\$9,117.24

Total Valuation			Plan Check Fee	Permit Fee	Permit Issuance	Total Fees
\$859,000.01	to	\$860,000.00	\$3,741.85	\$5,345.50	\$39.24	\$9,126.59
\$860,000.01	to	\$861,000.00	\$3,745.70	\$5,351.00	\$39.24	\$9,135.94
\$861,000.01	to	\$862,000.00	\$3,749.55	\$5,356.50	\$39.24	\$9,145.29
\$862,000.01	to	\$863,000.00	\$3,753.40	\$5,362.00	\$39.24	\$9,154.64
\$863,000.01	to	\$864,000.00	\$3,757.25	\$5,367.50	\$39.24	\$9,163.99
\$864,000.01	to	\$865,000.00	\$3,761.10	\$5,373.00	\$39.24	\$9,173.34
\$865,000.01	to	\$866,000.00	\$3,764.95	\$5,378.50	\$39.24	\$9,182.69
\$866,000.01	to	\$867,000.00	\$3,768.80	\$5,384.00	\$39.24	\$9,192.04
\$867,000.01	to	\$868,000.00	\$3,772.65	\$5,389.50	\$39.24	\$9,201.39
\$868,000.01	to	\$869,000.00	\$3,776.50	\$5,395.00	\$39.24	\$9,210.74
\$869,000.01	to	\$870,000.00	\$3,780.35	\$5,400.50	\$39.24	\$9,220.09
\$870,000.01	to	\$871,000.00	\$3,784.20	\$5,406.00	\$39.24	\$9,229.44
\$871,000.01	to	\$872,000.00	\$3,788.05	\$5,411.50	\$39.24	\$9,238.79
\$872,000.01	to	\$873,000.00	\$3,791.90	\$5,417.00	\$39.24	\$9,248.14
\$873,000.01	to	\$874,000.00	\$3,795.75	\$5,422.50	\$39.24	\$9,257.49
\$874,000.01	to	\$875,000.00	\$3,799.60	\$5,428.00	\$39.24	\$9,266.84
\$875,000.01	to	\$876,000.00	\$3,803.45	\$5,433.50	\$39.24	\$9,276.19
\$876,000.01	to	\$877,000.00	\$3,807.30	\$5,439.00	\$39.24	\$9,285.54
\$877,000.01	to	\$878,000.00	\$3,811.15	\$5,444.50	\$39.24	\$9,294.89
\$878,000.01	to	\$879,000.00	\$3,815.00	\$5,450.00	\$39.24	\$9,304.24
\$879,000.01	to	\$880,000.00	\$3,818.85	\$5,455.50	\$39.24	\$9,313.59
\$880,000.01	to	\$881,000.00	\$3,822.70	\$5,461.00	\$39.24	\$9,322.94
\$881,000.01	to	\$882,000.00	\$3,826.55	\$5,466.50	\$39.24	\$9,332.29
\$882,000.01	to	\$883,000.00	\$3,830.40	\$5,472.00	\$39.24	\$9,341.64
\$883,000.01	to	\$884,000.00	\$3,834.25	\$5,477.50	\$39.24	\$9,350.99
\$884,000.01	to	\$885,000.00	\$3,838.10	\$5,483.00	\$39.24	\$9,360.34
\$885,000.01	to	\$886,000.00	\$3,841.95	\$5,488.50	\$39.24	\$9,369.69
\$886,000.01	to	\$887,000.00	\$3,845.80	\$5,494.00	\$39.24	\$9,379.04
\$887,000.01	to	\$888,000.00	\$3,849.65	\$5,499.50	\$39.24	\$9,388.39
\$888,000.01	to	\$889,000.00	\$3,853.50	\$5,505.00	\$39.24	\$9,397.74
\$889,000.01	to	\$890,000.00	\$3,857.35	\$5,510.50	\$39.24	\$9,407.09
\$890,000.01	to	\$891,000.00	\$3,861.20	\$5,516.00	\$39.24	\$9,416.44
\$891,000.01	to	\$892,000.00	\$3,865.05	\$5,521.50	\$39.24	\$9,425.79
\$892,000.01	to	\$893,000.00	\$3,868.90	\$5,527.00	\$39.24	\$9,435.14
\$893,000.01	to	\$894,000.00	\$3,872.75	\$5,532.50	\$39.24	\$9,444.49
\$894,000.01	to	\$895,000.00	\$3,876.60	\$5,538.00	\$39.24	\$9,453.84
\$895,000.01	to	\$896,000.00	\$3,880.45	\$5,543.50	\$39.24	\$9,463.19
\$896,000.01	to	\$897,000.00	\$3,884.30	\$5,549.00	\$39.24	\$9,472.54
\$897,000.01	to	\$898,000.00	\$3,888.15	\$5,554.50	\$39.24	\$9,481.89
\$898,000.01	to	\$899,000.00	\$3,892.00	\$5,560.00	\$39.24	\$9,491.24
\$899,000.01	to	\$900,000.00	\$3,895.85	\$5,565.50	\$39.24	\$9,500.59
\$900,000.01	to	\$901,000.00	\$3,899.70	\$5,571.00	\$39.24	\$9,509.94
\$901,000.01	to	\$902,000.00	\$3,903.55	\$5,576.50	\$39.24	\$9,519.29
\$902,000.01	to	\$903,000.00	\$3,907.40	\$5,582.00	\$39.24	\$9,528.64
\$903,000.01	to	\$904,000.00	\$3,911.25	\$5,587.50	\$39.24	\$9,537.99
\$904,000.01	to	\$905,000.00	\$3,915.10	\$5,593.00	\$39.24	\$9,547.34

Total Valuation			Plan Check Fee	Permit Fee	Permit Issuance	Total Fees
\$905,000.01	to	\$906,000.00	\$3,918.95	\$5,598.50	\$39.24	\$9,556.69
\$906,000.01	to	\$907,000.00	\$3,922.80	\$5,604.00	\$39.24	\$9,566.04
\$907,000.01	to	\$908,000.00	\$3,926.65	\$5,609.50	\$39.24	\$9,575.39
\$908,000.01	to	\$909,000.00	\$3,930.50	\$5,615.00	\$39.24	\$9,584.74
\$909,000.01	to	\$910,000.00	\$3,934.35	\$5,620.50	\$39.24	\$9,594.09
\$910,000.01	to	\$911,000.00	\$3,938.20	\$5,626.00	\$39.24	\$9,603.44
\$911,000.01	to	\$912,000.00	\$3,942.05	\$5,631.50	\$39.24	\$9,612.79
\$912,000.01	to	\$913,000.00	\$3,945.90	\$5,637.00	\$39.24	\$9,622.14
\$913,000.01	to	\$914,000.00	\$3,949.75	\$5,642.50	\$39.24	\$9,631.49
\$914,000.01	to	\$915,000.00	\$3,953.60	\$5,648.00	\$39.24	\$9,640.84
\$915,000.01	to	\$916,000.00	\$3,957.45	\$5,653.50	\$39.24	\$9,650.19
\$916,000.01	to	\$917,000.00	\$3,961.30	\$5,659.00	\$39.24	\$9,659.54
\$917,000.01	to	\$918,000.00	\$3,965.15	\$5,664.50	\$39.24	\$9,668.89
\$918,000.01	to	\$919,000.00	\$3,969.00	\$5,670.00	\$39.24	\$9,678.24
\$919,000.01	to	\$920,000.00	\$3,972.85	\$5,675.50	\$39.24	\$9,687.59
\$920,000.01	to	\$921,000.00	\$3,976.70	\$5,681.00	\$39.24	\$9,696.94
\$921,000.01	to	\$922,000.00	\$3,980.55	\$5,686.50	\$39.24	\$9,706.29
\$922,000.01	to	\$923,000.00	\$3,984.40	\$5,692.00	\$39.24	\$9,715.64
\$923,000.01	to	\$924,000.00	\$3,988.25	\$5,697.50	\$39.24	\$9,724.99
\$924,000.01	to	\$925,000.00	\$3,992.10	\$5,703.00	\$39.24	\$9,734.34
\$925,000.01	to	\$926,000.00	\$3,995.95	\$5,708.50	\$39.24	\$9,743.69
\$926,000.01	to	\$927,000.00	\$3,999.80	\$5,714.00	\$39.24	\$9,753.04
\$927,000.01	to	\$928,000.00	\$4,003.65	\$5,719.50	\$39.24	\$9,762.39
\$928,000.01	to	\$929,000.00	\$4,007.50	\$5,725.00	\$39.24	\$9,771.74
\$929,000.01	to	\$930,000.00	\$4,011.35	\$5,730.50	\$39.24	\$9,781.09
\$930,000.01	to	\$931,000.00	\$4,015.20	\$5,736.00	\$39.24	\$9,790.44
\$931,000.01	to	\$932,000.00	\$4,019.05	\$5,741.50	\$39.24	\$9,799.79
\$932,000.01	to	\$933,000.00	\$4,022.90	\$5,747.00	\$39.24	\$9,809.14
\$933,000.01	to	\$934,000.00	\$4,026.75	\$5,752.50	\$39.24	\$9,818.49
\$934,000.01	to	\$935,000.00	\$4,030.60	\$5,758.00	\$39.24	\$9,827.84
\$935,000.01	to	\$936,000.00	\$4,034.45	\$5,763.50	\$39.24	\$9,837.19
\$936,000.01	to	\$937,000.00	\$4,038.30	\$5,769.00	\$39.24	\$9,846.54
\$937,000.01	to	\$938,000.00	\$4,042.15	\$5,774.50	\$39.24	\$9,855.89
\$938,000.01	to	\$939,000.00	\$4,046.00	\$5,780.00	\$39.24	\$9,865.24
\$939,000.01	to	\$940,000.00	\$4,049.85	\$5,785.50	\$39.24	\$9,874.59
\$940,000.01	to	\$941,000.00	\$4,053.70	\$5,791.00	\$39.24	\$9,883.94
\$941,000.01	to	\$942,000.00	\$4,057.55	\$5,796.50	\$39.24	\$9,893.29
\$942,000.01	to	\$943,000.00	\$4,061.40	\$5,802.00	\$39.24	\$9,902.64
\$943,000.01	to	\$944,000.00	\$4,065.25	\$5,807.50	\$39.24	\$9,911.99
\$944,000.01	to	\$945,000.00	\$4,069.10	\$5,813.00	\$39.24	\$9,921.34
\$945,000.01	to	\$946,000.00	\$4,072.95	\$5,818.50	\$39.24	\$9,930.69
\$946,000.01	to	\$947,000.00	\$4,076.80	\$5,824.00	\$39.24	\$9,940.04
\$947,000.01	to	\$948,000.00	\$4,080.65	\$5,829.50	\$39.24	\$9,949.39
\$948,000.01	to	\$949,000.00	\$4,084.50	\$5,835.00	\$39.24	\$9,958.74
\$949,000.01	to	\$950,000.00	\$4,088.35	\$5,840.50	\$39.24	\$9,968.09
\$950,000.01	to	\$951,000.00	\$4,092.20	\$5,846.00	\$39.24	\$9,977.44

Total Valuation			Plan Check Fee	Permit Fee	Permit Issuance	Total Fees
\$951,000.01	to	\$952,000.00	\$4,096.05	\$5,851.50	\$39.24	\$9,986.79
\$952,000.01	to	\$953,000.00	\$4,099.90	\$5,857.00	\$39.24	\$9,996.14
\$953,000.01	to	\$954,000.00	\$4,103.75	\$5,862.50	\$39.24	\$10,005.49
\$954,000.01	to	\$955,000.00	\$4,107.60	\$5,868.00	\$39.24	\$10,014.84
\$955,000.01	to	\$956,000.00	\$4,111.45	\$5,873.50	\$39.24	\$10,024.19
\$956,000.01	to	\$957,000.00	\$4,115.30	\$5,879.00	\$39.24	\$10,033.54
\$957,000.01	to	\$958,000.00	\$4,119.15	\$5,884.50	\$39.24	\$10,042.89
\$958,000.01	to	\$959,000.00	\$4,123.00	\$5,890.00	\$39.24	\$10,052.24
\$959,000.01	to	\$960,000.00	\$4,126.85	\$5,895.50	\$39.24	\$10,061.59
\$960,000.01	to	\$961,000.00	\$4,130.70	\$5,901.00	\$39.24	\$10,070.94
\$961,000.01	to	\$962,000.00	\$4,134.55	\$5,906.50	\$39.24	\$10,080.29
\$962,000.01	to	\$963,000.00	\$4,138.40	\$5,912.00	\$39.24	\$10,089.64
\$963,000.01	to	\$964,000.00	\$4,142.25	\$5,917.50	\$39.24	\$10,098.99
\$964,000.01	to	\$965,000.00	\$4,146.10	\$5,923.00	\$39.24	\$10,108.34
\$965,000.01	to	\$966,000.00	\$4,149.95	\$5,928.50	\$39.24	\$10,117.69
\$966,000.01	to	\$967,000.00	\$4,153.80	\$5,934.00	\$39.24	\$10,127.04
\$967,000.01	to	\$968,000.00	\$4,157.65	\$5,939.50	\$39.24	\$10,136.39
\$968,000.01	to	\$969,000.00	\$4,161.50	\$5,945.00	\$39.24	\$10,145.74
\$969,000.01	to	\$970,000.00	\$4,165.35	\$5,950.50	\$39.24	\$10,155.09
\$970,000.01	to	\$971,000.00	\$4,169.20	\$5,956.00	\$39.24	\$10,164.44
\$971,000.01	to	\$972,000.00	\$4,173.05	\$5,961.50	\$39.24	\$10,173.79
\$972,000.01	to	\$973,000.00	\$4,176.90	\$5,967.00	\$39.24	\$10,183.14
\$973,000.01	to	\$974,000.00	\$4,180.75	\$5,972.50	\$39.24	\$10,192.49
\$974,000.01	to	\$975,000.00	\$4,184.60	\$5,978.00	\$39.24	\$10,201.84
\$975,000.01	to	\$976,000.00	\$4,188.45	\$5,983.50	\$39.24	\$10,211.19
\$976,000.01	to	\$977,000.00	\$4,192.30	\$5,989.00	\$39.24	\$10,220.54
\$977,000.01	to	\$978,000.00	\$4,196.15	\$5,994.50	\$39.24	\$10,229.89
\$978,000.01	to	\$979,000.00	\$4,200.00	\$6,000.00	\$39.24	\$10,239.24
\$979,000.01	to	\$980,000.00	\$4,203.85	\$6,005.50	\$39.24	\$10,248.59
\$980,000.01	to	\$981,000.00	\$4,207.70	\$6,011.00	\$39.24	\$10,257.94
\$981,000.01	to	\$982,000.00	\$4,211.55	\$6,016.50	\$39.24	\$10,267.29
\$982,000.01	to	\$983,000.00	\$4,215.40	\$6,022.00	\$39.24	\$10,276.64
\$983,000.01	to	\$984,000.00	\$4,219.25	\$6,027.50	\$39.24	\$10,285.99
\$984,000.01	to	\$985,000.00	\$4,223.10	\$6,033.00	\$39.24	\$10,295.34
\$985,000.01	to	\$986,000.00	\$4,226.95	\$6,038.50	\$39.24	\$10,304.69
\$986,000.01	to	\$987,000.00	\$4,230.80	\$6,044.00	\$39.24	\$10,314.04
\$987,000.01	to	\$988,000.00	\$4,234.65	\$6,049.50	\$39.24	\$10,323.39
\$988,000.01	to	\$989,000.00	\$4,238.50	\$6,055.00	\$39.24	\$10,332.74
\$989,000.01	to	\$990,000.00	\$4,242.35	\$6,060.50	\$39.24	\$10,342.09
\$990,000.01	to	\$991,000.00	\$4,246.20	\$6,066.00	\$39.24	\$10,351.44
\$991,000.01	to	\$992,000.00	\$4,250.05	\$6,071.50	\$39.24	\$10,360.79
\$992,000.01	to	\$993,000.00	\$4,253.90	\$6,077.00	\$39.24	\$10,370.14
\$993,000.01	to	\$994,000.00	\$4,257.75	\$6,082.50	\$39.24	\$10,379.49
\$994,000.01	to	\$995,000.00	\$4,261.60	\$6,088.00	\$39.24	\$10,388.84
\$995,000.01	to	\$996,000.00	\$4,265.45	\$6,093.50	\$39.24	\$10,398.19
\$996,000.01	to	\$997,000.00	\$4,269.30	\$6,099.00	\$39.24	\$10,407.54

Total Valuation			Plan Check Fee	Permit Fee	Permit Issuance	Total Fees
\$997,000.01	to	\$998,000.00	\$4,273.15	\$6,104.50	\$39.24	\$10,416.89
\$998,000.01	to	\$999,000.00	\$4,277.00	\$6,110.00	\$39.24	\$10,426.24
\$999,000.01	to	\$1,000,000.00	\$4,280.85	\$6,115.50	\$39.24	\$10,435.59

\$1,000,000.01 + \$6,115.50 for the first \$1,000,000, plus \$4.60 for each \$1,000 or fraction thereof.

based on E15 permit fee set by reso



Building Plan Check and Permit Fees

Non-Residential

City of Laguna Niguel

Building Division

30111 Crown Valley Pkwy

Laguna Niguel, CA 92677

(949) 362-4300

bpermit@cityoflagunaniguel.org

www.cityoflagunaniguel.org

Authorized By: CC Reso 91-129

Exhibit I, Sections 1b & 2

Effective: 7/1/2025

Construction Cost Index, December 2024

Engineering News Record

Total Valuation			Plan Check Fee	Permit Fee	Permit Issuance	Total Fees
\$0.00	to	\$1,000.00	\$34.30	\$49.00	\$39.24	\$122.54
\$1,000.01	to	\$2,000.00	\$44.80	\$64.00	\$39.24	\$148.04
\$2,000.01	to	\$3,000.00	\$55.30	\$79.00	\$39.24	\$173.54
\$3,000.01	to	\$4,000.00	\$65.80	\$94.00	\$39.24	\$199.04
\$4,000.01	to	\$5,000.00	\$76.30	\$109.00	\$39.24	\$224.54
\$5,000.01	to	\$6,000.00	\$86.80	\$124.00	\$39.24	\$250.04
\$6,000.01	to	\$7,000.00	\$97.30	\$139.00	\$39.24	\$275.54
\$7,000.01	to	\$8,000.00	\$107.80	\$154.00	\$39.24	\$301.04
\$8,000.01	to	\$9,000.00	\$118.30	\$169.00	\$39.24	\$326.54
\$9,000.01	to	\$10,000.00	\$128.80	\$184.00	\$39.24	\$352.04
\$10,000.01	to	\$11,000.00	\$168.49	\$240.70	\$39.24	\$448.43
\$11,000.01	to	\$12,000.00	\$173.88	\$248.40	\$39.24	\$461.52
\$12,000.01	to	\$13,000.00	\$179.27	\$256.10	\$39.24	\$474.61
\$13,000.01	to	\$14,000.00	\$184.66	\$263.80	\$39.24	\$487.70
\$14,000.01	to	\$15,000.00	\$190.05	\$271.50	\$39.24	\$500.79
\$15,000.01	to	\$16,000.00	\$195.44	\$279.20	\$39.24	\$513.88
\$16,000.01	to	\$17,000.00	\$200.83	\$286.90	\$39.24	\$526.97
\$17,000.01	to	\$18,000.00	\$206.22	\$294.60	\$39.24	\$540.06
\$18,000.01	to	\$19,000.00	\$211.61	\$302.30	\$39.24	\$553.15
\$19,000.01	to	\$20,000.00	\$217.00	\$310.00	\$39.24	\$566.24
\$20,000.01	to	\$21,000.00	\$222.39	\$317.70	\$39.24	\$579.33
\$21,000.01	to	\$22,000.00	\$227.78	\$325.40	\$39.24	\$592.42
\$22,000.01	to	\$23,000.00	\$233.17	\$333.10	\$39.24	\$605.51
\$23,000.01	to	\$24,000.00	\$238.56	\$340.80	\$39.24	\$618.60
\$24,000.01	to	\$25,000.00	\$243.95	\$348.50	\$39.24	\$631.69
\$25,000.01	to	\$26,000.00	\$248.29	\$354.70	\$39.24	\$642.23
\$26,000.01	to	\$27,000.00	\$252.63	\$360.90	\$39.24	\$652.77
\$27,000.01	to	\$28,000.00	\$256.97	\$367.10	\$39.24	\$663.31
\$28,000.01	to	\$29,000.00	\$261.31	\$373.30	\$39.24	\$673.85
\$29,000.01	to	\$30,000.00	\$265.65	\$379.50	\$39.24	\$684.39
\$30,000.01	to	\$31,000.00	\$269.99	\$385.70	\$39.24	\$694.93

Non-Residential

City of Laguna Niguel

Page 24 of 46

July 2024

Total Valuation			Plan Check Fee	Permit Fee	Permit Issuance	Total Fees
\$31,000.01	to	\$32,000.00	\$274.33	\$391.90	\$39.24	\$705.47
\$32,000.01	to	\$33,000.00	\$278.67	\$398.10	\$39.24	\$716.01
\$33,000.01	to	\$34,000.00	\$283.01	\$404.30	\$39.24	\$726.55
\$34,000.01	to	\$35,000.00	\$287.35	\$410.50	\$39.24	\$737.09
\$35,000.01	to	\$36,000.00	\$291.69	\$416.70	\$39.24	\$747.63
\$36,000.01	to	\$37,000.00	\$296.03	\$422.90	\$39.24	\$758.17
\$37,000.01	to	\$38,000.00	\$300.37	\$429.10	\$39.24	\$768.71
\$38,000.01	to	\$39,000.00	\$304.71	\$435.30	\$39.24	\$779.25
\$39,000.01	to	\$40,000.00	\$309.05	\$441.50	\$39.24	\$789.79
\$40,000.01	to	\$41,000.00	\$313.39	\$447.70	\$39.24	\$800.33
\$41,000.01	to	\$42,000.00	\$317.73	\$453.90	\$39.24	\$810.87
\$42,000.01	to	\$43,000.00	\$322.07	\$460.10	\$39.24	\$821.41
\$43,000.01	to	\$44,000.00	\$326.41	\$466.30	\$39.24	\$831.95
\$44,000.01	to	\$45,000.00	\$330.75	\$472.50	\$39.24	\$842.49
\$45,000.01	to	\$46,000.00	\$335.09	\$478.70	\$39.24	\$853.03
\$46,000.01	to	\$47,000.00	\$339.43	\$484.90	\$39.24	\$863.57
\$47,000.01	to	\$48,000.00	\$343.77	\$491.10	\$39.24	\$874.11
\$48,000.01	to	\$49,000.00	\$348.11	\$497.30	\$39.24	\$884.65
\$49,000.01	to	\$50,000.00	\$352.45	\$503.50	\$39.24	\$895.19
\$50,000.01	to	\$51,000.00	\$355.60	\$508.00	\$39.24	\$902.84
\$51,000.01	to	\$52,000.00	\$358.75	\$512.50	\$39.24	\$910.49
\$52,000.01	to	\$53,000.00	\$361.90	\$517.00	\$39.24	\$918.14
\$53,000.01	to	\$54,000.00	\$365.05	\$521.50	\$39.24	\$925.79
\$54,000.01	to	\$55,000.00	\$368.20	\$526.00	\$39.24	\$933.44
\$55,000.01	to	\$56,000.00	\$371.35	\$530.50	\$39.24	\$941.09
\$56,000.01	to	\$57,000.00	\$374.50	\$535.00	\$39.24	\$948.74
\$57,000.01	to	\$58,000.00	\$377.65	\$539.50	\$39.24	\$956.39
\$58,000.01	to	\$59,000.00	\$380.80	\$544.00	\$39.24	\$964.04
\$59,000.01	to	\$60,000.00	\$383.95	\$548.50	\$39.24	\$971.69
\$60,000.01	to	\$61,000.00	\$387.10	\$553.00	\$39.24	\$979.34
\$61,000.01	to	\$62,000.00	\$390.25	\$557.50	\$39.24	\$986.99
\$62,000.01	to	\$63,000.00	\$393.40	\$562.00	\$39.24	\$994.64
\$63,000.01	to	\$64,000.00	\$396.55	\$566.50	\$39.24	\$1,002.29
\$64,000.01	to	\$65,000.00	\$399.70	\$571.00	\$39.24	\$1,009.94
\$65,000.01	to	\$66,000.00	\$402.85	\$575.50	\$39.24	\$1,017.59
\$66,000.01	to	\$67,000.00	\$406.00	\$580.00	\$39.24	\$1,025.24
\$67,000.01	to	\$68,000.00	\$409.15	\$584.50	\$39.24	\$1,032.89
\$68,000.01	to	\$69,000.00	\$412.30	\$589.00	\$39.24	\$1,040.54
\$69,000.01	to	\$70,000.00	\$415.45	\$593.50	\$39.24	\$1,048.19
\$70,000.01	to	\$71,000.00	\$418.60	\$598.00	\$39.24	\$1,055.84
\$71,000.01	to	\$72,000.00	\$421.75	\$602.50	\$39.24	\$1,063.49
\$72,000.01	to	\$73,000.00	\$424.90	\$607.00	\$39.24	\$1,071.14
\$73,000.01	to	\$74,000.00	\$428.05	\$611.50	\$39.24	\$1,078.79
\$74,000.01	to	\$75,000.00	\$431.20	\$616.00	\$39.24	\$1,086.44
\$75,000.01	to	\$76,000.00	\$434.35	\$620.50	\$39.24	\$1,094.09
\$76,000.01	to	\$77,000.00	\$437.50	\$625.00	\$39.24	\$1,101.74

Total Valuation			Plan Check Fee	Permit Fee	Permit Issuance	Total Fees
\$77,000.01	to	\$78,000.00	\$440.65	\$629.50	\$39.24	\$1,109.39
\$78,000.01	to	\$79,000.00	\$443.80	\$634.00	\$39.24	\$1,117.04
\$79,000.01	to	\$80,000.00	\$446.95	\$638.50	\$39.24	\$1,124.69
\$80,000.01	to	\$81,000.00	\$450.10	\$643.00	\$39.24	\$1,132.34
\$81,000.01	to	\$82,000.00	\$453.25	\$647.50	\$39.24	\$1,139.99
\$82,000.01	to	\$83,000.00	\$456.40	\$652.00	\$39.24	\$1,147.64
\$83,000.01	to	\$84,000.00	\$459.55	\$656.50	\$39.24	\$1,155.29
\$84,000.01	to	\$85,000.00	\$462.70	\$661.00	\$39.24	\$1,162.94
\$85,000.01	to	\$86,000.00	\$465.85	\$665.50	\$39.24	\$1,170.59
\$86,000.01	to	\$87,000.00	\$469.00	\$670.00	\$39.24	\$1,178.24
\$87,000.01	to	\$88,000.00	\$472.15	\$674.50	\$39.24	\$1,185.89
\$88,000.01	to	\$89,000.00	\$475.30	\$679.00	\$39.24	\$1,193.54
\$89,000.01	to	\$90,000.00	\$478.45	\$683.50	\$39.24	\$1,201.19
\$90,000.01	to	\$91,000.00	\$481.60	\$688.00	\$39.24	\$1,208.84
\$91,000.01	to	\$92,000.00	\$484.75	\$692.50	\$39.24	\$1,216.49
\$92,000.01	to	\$93,000.00	\$487.90	\$697.00	\$39.24	\$1,224.14
\$93,000.01	to	\$94,000.00	\$491.05	\$701.50	\$39.24	\$1,231.79
\$94,000.01	to	\$95,000.00	\$494.20	\$706.00	\$39.24	\$1,239.44
\$95,000.01	to	\$96,000.00	\$497.35	\$710.50	\$39.24	\$1,247.09
\$96,000.01	to	\$97,000.00	\$500.50	\$715.00	\$39.24	\$1,254.74
\$97,000.01	to	\$98,000.00	\$503.65	\$719.50	\$39.24	\$1,262.39
\$98,000.01	to	\$99,000.00	\$506.80	\$724.00	\$39.24	\$1,270.04
\$99,000.01	to	\$100,000.00	\$509.95	\$728.50	\$39.24	\$1,277.69
\$100,000.01	to	\$101,000.00	\$513.10	\$733.00	\$39.24	\$1,285.34
\$101,000.01	to	\$102,000.00	\$516.25	\$737.50	\$39.24	\$1,292.99
\$102,000.01	to	\$103,000.00	\$519.40	\$742.00	\$39.24	\$1,300.64
\$103,000.01	to	\$104,000.00	\$522.55	\$746.50	\$39.24	\$1,308.29
\$104,000.01	to	\$105,000.00	\$525.70	\$751.00	\$39.24	\$1,315.94
\$105,000.01	to	\$106,000.00	\$528.85	\$755.50	\$39.24	\$1,323.59
\$106,000.01	to	\$107,000.00	\$532.00	\$760.00	\$39.24	\$1,331.24
\$107,000.01	to	\$108,000.00	\$535.15	\$764.50	\$39.24	\$1,338.89
\$108,000.01	to	\$109,000.00	\$538.30	\$769.00	\$39.24	\$1,346.54
\$109,000.01	to	\$110,000.00	\$541.45	\$773.50	\$39.24	\$1,354.19
\$110,000.01	to	\$111,000.00	\$544.60	\$778.00	\$39.24	\$1,361.84
\$111,000.01	to	\$112,000.00	\$547.75	\$782.50	\$39.24	\$1,369.49
\$112,000.01	to	\$113,000.00	\$550.90	\$787.00	\$39.24	\$1,377.14
\$113,000.01	to	\$114,000.00	\$554.05	\$791.50	\$39.24	\$1,384.79
\$114,000.01	to	\$115,000.00	\$557.20	\$796.00	\$39.24	\$1,392.44
\$115,000.01	to	\$116,000.00	\$560.35	\$800.50	\$39.24	\$1,400.09
\$116,000.01	to	\$117,000.00	\$563.50	\$805.00	\$39.24	\$1,407.74
\$117,000.01	to	\$118,000.00	\$566.65	\$809.50	\$39.24	\$1,415.39
\$118,000.01	to	\$119,000.00	\$569.80	\$814.00	\$39.24	\$1,423.04
\$119,000.01	to	\$120,000.00	\$572.95	\$818.50	\$39.24	\$1,430.69
\$120,000.01	to	\$121,000.00	\$576.10	\$823.00	\$39.24	\$1,438.34
\$121,000.01	to	\$122,000.00	\$579.25	\$827.50	\$39.24	\$1,445.99
\$122,000.01	to	\$123,000.00	\$582.40	\$832.00	\$39.24	\$1,453.64

Total Valuation			Plan Check Fee	Permit Fee	Permit Issuance	Total Fees
\$123,000.01	to	\$124,000.00	\$585.55	\$836.50	\$39.24	\$1,461.29
\$124,000.01	to	\$125,000.00	\$588.70	\$841.00	\$39.24	\$1,468.94
\$125,000.01	to	\$126,000.00	\$591.85	\$845.50	\$39.24	\$1,476.59
\$126,000.01	to	\$127,000.00	\$595.00	\$850.00	\$39.24	\$1,484.24
\$127,000.01	to	\$128,000.00	\$598.15	\$854.50	\$39.24	\$1,491.89
\$128,000.01	to	\$129,000.00	\$601.30	\$859.00	\$39.24	\$1,499.54
\$129,000.01	to	\$130,000.00	\$604.45	\$863.50	\$39.24	\$1,507.19
\$130,000.01	to	\$131,000.00	\$607.60	\$868.00	\$39.24	\$1,514.84
\$131,000.01	to	\$132,000.00	\$610.75	\$872.50	\$39.24	\$1,522.49
\$132,000.01	to	\$133,000.00	\$613.90	\$877.00	\$39.24	\$1,530.14
\$133,000.01	to	\$134,000.00	\$617.05	\$881.50	\$39.24	\$1,537.79
\$134,000.01	to	\$135,000.00	\$620.20	\$886.00	\$39.24	\$1,545.44
\$135,000.01	to	\$136,000.00	\$623.35	\$890.50	\$39.24	\$1,553.09
\$136,000.01	to	\$137,000.00	\$626.50	\$895.00	\$39.24	\$1,560.74
\$137,000.01	to	\$138,000.00	\$629.65	\$899.50	\$39.24	\$1,568.39
\$138,000.01	to	\$139,000.00	\$632.80	\$904.00	\$39.24	\$1,576.04
\$139,000.01	to	\$140,000.00	\$635.95	\$908.50	\$39.24	\$1,583.69
\$140,000.01	to	\$141,000.00	\$639.10	\$913.00	\$39.24	\$1,591.34
\$141,000.01	to	\$142,000.00	\$642.25	\$917.50	\$39.24	\$1,598.99
\$142,000.01	to	\$143,000.00	\$645.40	\$922.00	\$39.24	\$1,606.64
\$143,000.01	to	\$144,000.00	\$648.55	\$926.50	\$39.24	\$1,614.29
\$144,000.01	to	\$145,000.00	\$651.70	\$931.00	\$39.24	\$1,621.94
\$145,000.01	to	\$146,000.00	\$654.85	\$935.50	\$39.24	\$1,629.59
\$146,000.01	to	\$147,000.00	\$658.00	\$940.00	\$39.24	\$1,637.24
\$147,000.01	to	\$148,000.00	\$661.15	\$944.50	\$39.24	\$1,644.89
\$148,000.01	to	\$149,000.00	\$664.30	\$949.00	\$39.24	\$1,652.54
\$149,000.01	to	\$150,000.00	\$667.45	\$953.50	\$39.24	\$1,660.19
\$150,000.01	to	\$151,000.00	\$670.60	\$958.00	\$39.24	\$1,667.84
\$151,000.01	to	\$152,000.00	\$673.75	\$962.50	\$39.24	\$1,675.49
\$152,000.01	to	\$153,000.00	\$676.90	\$967.00	\$39.24	\$1,683.14
\$153,000.01	to	\$154,000.00	\$680.05	\$971.50	\$39.24	\$1,690.79
\$154,000.01	to	\$155,000.00	\$683.20	\$976.00	\$39.24	\$1,698.44
\$155,000.01	to	\$156,000.00	\$686.35	\$980.50	\$39.24	\$1,706.09
\$156,000.01	to	\$157,000.00	\$689.50	\$985.00	\$39.24	\$1,713.74
\$157,000.01	to	\$158,000.00	\$692.65	\$989.50	\$39.24	\$1,721.39
\$158,000.01	to	\$159,000.00	\$695.80	\$994.00	\$39.24	\$1,729.04
\$159,000.01	to	\$160,000.00	\$698.95	\$998.50	\$39.24	\$1,736.69
\$160,000.01	to	\$161,000.00	\$702.10	\$1,003.00	\$39.24	\$1,744.34
\$161,000.01	to	\$162,000.00	\$705.25	\$1,007.50	\$39.24	\$1,751.99
\$162,000.01	to	\$163,000.00	\$708.40	\$1,012.00	\$39.24	\$1,759.64
\$163,000.01	to	\$164,000.00	\$711.55	\$1,016.50	\$39.24	\$1,767.29
\$164,000.01	to	\$165,000.00	\$714.70	\$1,021.00	\$39.24	\$1,774.94
\$165,000.01	to	\$166,000.00	\$717.85	\$1,025.50	\$39.24	\$1,782.59
\$166,000.01	to	\$167,000.00	\$721.00	\$1,030.00	\$39.24	\$1,790.24
\$167,000.01	to	\$168,000.00	\$724.15	\$1,034.50	\$39.24	\$1,797.89
\$168,000.01	to	\$169,000.00	\$727.30	\$1,039.00	\$39.24	\$1,805.54

Total Valuation			Plan Check Fee	Permit Fee	Permit Issuance	Total Fees
\$169,000.01	to	\$170,000.00	\$730.45	\$1,043.50	\$39.24	\$1,813.19
\$170,000.01	to	\$171,000.00	\$733.60	\$1,048.00	\$39.24	\$1,820.84
\$171,000.01	to	\$172,000.00	\$736.75	\$1,052.50	\$39.24	\$1,828.49
\$172,000.01	to	\$173,000.00	\$739.90	\$1,057.00	\$39.24	\$1,836.14
\$173,000.01	to	\$174,000.00	\$743.05	\$1,061.50	\$39.24	\$1,843.79
\$174,000.01	to	\$175,000.00	\$746.20	\$1,066.00	\$39.24	\$1,851.44
\$175,000.01	to	\$176,000.00	\$749.35	\$1,070.50	\$39.24	\$1,859.09
\$176,000.01	to	\$177,000.00	\$752.50	\$1,075.00	\$39.24	\$1,866.74
\$177,000.01	to	\$178,000.00	\$755.65	\$1,079.50	\$39.24	\$1,874.39
\$178,000.01	to	\$179,000.00	\$758.80	\$1,084.00	\$39.24	\$1,882.04
\$179,000.01	to	\$180,000.00	\$761.95	\$1,088.50	\$39.24	\$1,889.69
\$180,000.01	to	\$181,000.00	\$765.10	\$1,093.00	\$39.24	\$1,897.34
\$181,000.01	to	\$182,000.00	\$768.25	\$1,097.50	\$39.24	\$1,904.99
\$182,000.01	to	\$183,000.00	\$771.40	\$1,102.00	\$39.24	\$1,912.64
\$183,000.01	to	\$184,000.00	\$774.55	\$1,106.50	\$39.24	\$1,920.29
\$184,000.01	to	\$185,000.00	\$777.70	\$1,111.00	\$39.24	\$1,927.94
\$185,000.01	to	\$186,000.00	\$780.85	\$1,115.50	\$39.24	\$1,935.59
\$186,000.01	to	\$187,000.00	\$784.00	\$1,120.00	\$39.24	\$1,943.24
\$187,000.01	to	\$188,000.00	\$787.15	\$1,124.50	\$39.24	\$1,950.89
\$188,000.01	to	\$189,000.00	\$790.30	\$1,129.00	\$39.24	\$1,958.54
\$189,000.01	to	\$190,000.00	\$793.45	\$1,133.50	\$39.24	\$1,966.19
\$190,000.01	to	\$191,000.00	\$796.60	\$1,138.00	\$39.24	\$1,973.84
\$191,000.01	to	\$192,000.00	\$799.75	\$1,142.50	\$39.24	\$1,981.49
\$192,000.01	to	\$193,000.00	\$802.90	\$1,147.00	\$39.24	\$1,989.14
\$193,000.01	to	\$194,000.00	\$806.05	\$1,151.50	\$39.24	\$1,996.79
\$194,000.01	to	\$195,000.00	\$809.20	\$1,156.00	\$39.24	\$2,004.44
\$195,000.01	to	\$196,000.00	\$812.35	\$1,160.50	\$39.24	\$2,012.09
\$196,000.01	to	\$197,000.00	\$815.50	\$1,165.00	\$39.24	\$2,019.74
\$197,000.01	to	\$198,000.00	\$818.65	\$1,169.50	\$39.24	\$2,027.39
\$198,000.01	to	\$199,000.00	\$821.80	\$1,174.00	\$39.24	\$2,035.04
\$199,000.01	to	\$200,000.00	\$824.95	\$1,178.50	\$39.24	\$2,042.69
\$200,000.01	to	\$201,000.00	\$827.40	\$1,182.00	\$39.24	\$2,048.64
\$201,000.01	to	\$202,000.00	\$829.85	\$1,185.50	\$39.24	\$2,054.59
\$202,000.01	to	\$203,000.00	\$832.30	\$1,189.00	\$39.24	\$2,060.54
\$203,000.01	to	\$204,000.00	\$834.75	\$1,192.50	\$39.24	\$2,066.49
\$204,000.01	to	\$205,000.00	\$837.20	\$1,196.00	\$39.24	\$2,072.44
\$205,000.01	to	\$206,000.00	\$839.65	\$1,199.50	\$39.24	\$2,078.39
\$206,000.01	to	\$207,000.00	\$842.10	\$1,203.00	\$39.24	\$2,084.34
\$207,000.01	to	\$208,000.00	\$844.55	\$1,206.50	\$39.24	\$2,090.29
\$208,000.01	to	\$209,000.00	\$847.00	\$1,210.00	\$39.24	\$2,096.24
\$209,000.01	to	\$210,000.00	\$849.45	\$1,213.50	\$39.24	\$2,102.19
\$210,000.01	to	\$211,000.00	\$851.90	\$1,217.00	\$39.24	\$2,108.14
\$211,000.01	to	\$212,000.00	\$854.35	\$1,220.50	\$39.24	\$2,114.09
\$212,000.01	to	\$213,000.00	\$856.80	\$1,224.00	\$39.24	\$2,120.04
\$213,000.01	to	\$214,000.00	\$859.25	\$1,227.50	\$39.24	\$2,125.99
\$214,000.01	to	\$215,000.00	\$861.70	\$1,231.00	\$39.24	\$2,131.94

Total Valuation			Plan Check Fee	Permit Fee	Permit Issuance	Total Fees
\$215,000.01	to	\$216,000.00	\$864.15	\$1,234.50	\$39.24	\$2,137.89
\$216,000.01	to	\$217,000.00	\$866.60	\$1,238.00	\$39.24	\$2,143.84
\$217,000.01	to	\$218,000.00	\$869.05	\$1,241.50	\$39.24	\$2,149.79
\$218,000.01	to	\$219,000.00	\$871.50	\$1,245.00	\$39.24	\$2,155.74
\$219,000.01	to	\$220,000.00	\$873.95	\$1,248.50	\$39.24	\$2,161.69
\$220,000.01	to	\$221,000.00	\$876.40	\$1,252.00	\$39.24	\$2,167.64
\$221,000.01	to	\$222,000.00	\$878.85	\$1,255.50	\$39.24	\$2,173.59
\$222,000.01	to	\$223,000.00	\$881.30	\$1,259.00	\$39.24	\$2,179.54
\$223,000.01	to	\$224,000.00	\$883.75	\$1,262.50	\$39.24	\$2,185.49
\$224,000.01	to	\$225,000.00	\$886.20	\$1,266.00	\$39.24	\$2,191.44
\$225,000.01	to	\$226,000.00	\$888.65	\$1,269.50	\$39.24	\$2,197.39
\$226,000.01	to	\$227,000.00	\$891.10	\$1,273.00	\$39.24	\$2,203.34
\$227,000.01	to	\$228,000.00	\$893.55	\$1,276.50	\$39.24	\$2,209.29
\$228,000.01	to	\$229,000.00	\$896.00	\$1,280.00	\$39.24	\$2,215.24
\$229,000.01	to	\$230,000.00	\$898.45	\$1,283.50	\$39.24	\$2,221.19
\$230,000.01	to	\$231,000.00	\$900.90	\$1,287.00	\$39.24	\$2,227.14
\$231,000.01	to	\$232,000.00	\$903.35	\$1,290.50	\$39.24	\$2,233.09
\$232,000.01	to	\$233,000.00	\$905.80	\$1,294.00	\$39.24	\$2,239.04
\$233,000.01	to	\$234,000.00	\$908.25	\$1,297.50	\$39.24	\$2,244.99
\$234,000.01	to	\$235,000.00	\$910.70	\$1,301.00	\$39.24	\$2,250.94
\$235,000.01	to	\$236,000.00	\$913.15	\$1,304.50	\$39.24	\$2,256.89
\$236,000.01	to	\$237,000.00	\$915.60	\$1,308.00	\$39.24	\$2,262.84
\$237,000.01	to	\$238,000.00	\$918.05	\$1,311.50	\$39.24	\$2,268.79
\$238,000.01	to	\$239,000.00	\$920.50	\$1,315.00	\$39.24	\$2,274.74
\$239,000.01	to	\$240,000.00	\$922.95	\$1,318.50	\$39.24	\$2,280.69
\$240,000.01	to	\$241,000.00	\$925.40	\$1,322.00	\$39.24	\$2,286.64
\$241,000.01	to	\$242,000.00	\$927.85	\$1,325.50	\$39.24	\$2,292.59
\$242,000.01	to	\$243,000.00	\$930.30	\$1,329.00	\$39.24	\$2,298.54
\$243,000.01	to	\$244,000.00	\$932.75	\$1,332.50	\$39.24	\$2,304.49
\$244,000.01	to	\$245,000.00	\$935.20	\$1,336.00	\$39.24	\$2,310.44
\$245,000.01	to	\$246,000.00	\$937.65	\$1,339.50	\$39.24	\$2,316.39
\$246,000.01	to	\$247,000.00	\$940.10	\$1,343.00	\$39.24	\$2,322.34
\$247,000.01	to	\$248,000.00	\$942.55	\$1,346.50	\$39.24	\$2,328.29
\$248,000.01	to	\$249,000.00	\$945.00	\$1,350.00	\$39.24	\$2,334.24
\$249,000.01	to	\$250,000.00	\$947.45	\$1,353.50	\$39.24	\$2,340.19
\$250,000.01	to	\$251,000.00	\$949.90	\$1,357.00	\$39.24	\$2,346.14
\$251,000.01	to	\$252,000.00	\$952.35	\$1,360.50	\$39.24	\$2,352.09
\$252,000.01	to	\$253,000.00	\$954.80	\$1,364.00	\$39.24	\$2,358.04
\$253,000.01	to	\$254,000.00	\$957.25	\$1,367.50	\$39.24	\$2,363.99
\$254,000.01	to	\$255,000.00	\$959.70	\$1,371.00	\$39.24	\$2,369.94
\$255,000.01	to	\$256,000.00	\$962.15	\$1,374.50	\$39.24	\$2,375.89
\$256,000.01	to	\$257,000.00	\$964.60	\$1,378.00	\$39.24	\$2,381.84
\$257,000.01	to	\$258,000.00	\$967.05	\$1,381.50	\$39.24	\$2,387.79
\$258,000.01	to	\$259,000.00	\$969.50	\$1,385.00	\$39.24	\$2,393.74
\$259,000.01	to	\$260,000.00	\$971.95	\$1,388.50	\$39.24	\$2,399.69
\$260,000.01	to	\$261,000.00	\$974.40	\$1,392.00	\$39.24	\$2,405.64

Total Valuation			Plan Check Fee	Permit Fee	Permit Issuance	Total Fees
\$261,000.01	to	\$262,000.00	\$976.85	\$1,395.50	\$39.24	\$2,411.59
\$262,000.01	to	\$263,000.00	\$979.30	\$1,399.00	\$39.24	\$2,417.54
\$263,000.01	to	\$264,000.00	\$981.75	\$1,402.50	\$39.24	\$2,423.49
\$264,000.01	to	\$265,000.00	\$984.20	\$1,406.00	\$39.24	\$2,429.44
\$265,000.01	to	\$266,000.00	\$986.65	\$1,409.50	\$39.24	\$2,435.39
\$266,000.01	to	\$267,000.00	\$989.10	\$1,413.00	\$39.24	\$2,441.34
\$267,000.01	to	\$268,000.00	\$991.55	\$1,416.50	\$39.24	\$2,447.29
\$268,000.01	to	\$269,000.00	\$994.00	\$1,420.00	\$39.24	\$2,453.24
\$269,000.01	to	\$270,000.00	\$996.45	\$1,423.50	\$39.24	\$2,459.19
\$270,000.01	to	\$271,000.00	\$998.90	\$1,427.00	\$39.24	\$2,465.14
\$271,000.01	to	\$272,000.00	\$1,001.35	\$1,430.50	\$39.24	\$2,471.09
\$272,000.01	to	\$273,000.00	\$1,003.80	\$1,434.00	\$39.24	\$2,477.04
\$273,000.01	to	\$274,000.00	\$1,006.25	\$1,437.50	\$39.24	\$2,482.99
\$274,000.01	to	\$275,000.00	\$1,008.70	\$1,441.00	\$39.24	\$2,488.94
\$275,000.01	to	\$276,000.00	\$1,011.15	\$1,444.50	\$39.24	\$2,494.89
\$276,000.01	to	\$277,000.00	\$1,013.60	\$1,448.00	\$39.24	\$2,500.84
\$277,000.01	to	\$278,000.00	\$1,016.05	\$1,451.50	\$39.24	\$2,506.79
\$278,000.01	to	\$279,000.00	\$1,018.50	\$1,455.00	\$39.24	\$2,512.74
\$279,000.01	to	\$280,000.00	\$1,020.95	\$1,458.50	\$39.24	\$2,518.69
\$280,000.01	to	\$281,000.00	\$1,023.40	\$1,462.00	\$39.24	\$2,524.64
\$281,000.01	to	\$282,000.00	\$1,025.85	\$1,465.50	\$39.24	\$2,530.59
\$282,000.01	to	\$283,000.00	\$1,028.30	\$1,469.00	\$39.24	\$2,536.54
\$283,000.01	to	\$284,000.00	\$1,030.75	\$1,472.50	\$39.24	\$2,542.49
\$284,000.01	to	\$285,000.00	\$1,033.20	\$1,476.00	\$39.24	\$2,548.44
\$285,000.01	to	\$286,000.00	\$1,035.65	\$1,479.50	\$39.24	\$2,554.39
\$286,000.01	to	\$287,000.00	\$1,038.10	\$1,483.00	\$39.24	\$2,560.34
\$287,000.01	to	\$288,000.00	\$1,040.55	\$1,486.50	\$39.24	\$2,566.29
\$288,000.01	to	\$289,000.00	\$1,043.00	\$1,490.00	\$39.24	\$2,572.24
\$289,000.01	to	\$290,000.00	\$1,045.45	\$1,493.50	\$39.24	\$2,578.19
\$290,000.01	to	\$291,000.00	\$1,047.90	\$1,497.00	\$39.24	\$2,584.14
\$291,000.01	to	\$292,000.00	\$1,050.35	\$1,500.50	\$39.24	\$2,590.09
\$292,000.01	to	\$293,000.00	\$1,052.80	\$1,504.00	\$39.24	\$2,596.04
\$293,000.01	to	\$294,000.00	\$1,055.25	\$1,507.50	\$39.24	\$2,601.99
\$294,000.01	to	\$295,000.00	\$1,057.70	\$1,511.00	\$39.24	\$2,607.94
\$295,000.01	to	\$296,000.00	\$1,060.15	\$1,514.50	\$39.24	\$2,613.89
\$296,000.01	to	\$297,000.00	\$1,062.60	\$1,518.00	\$39.24	\$2,619.84
\$297,000.01	to	\$298,000.00	\$1,065.05	\$1,521.50	\$39.24	\$2,625.79
\$298,000.01	to	\$299,000.00	\$1,067.50	\$1,525.00	\$39.24	\$2,631.74
\$299,000.01	to	\$300,000.00	\$1,069.95	\$1,528.50	\$39.24	\$2,637.69
\$300,000.01	to	\$301,000.00	\$1,072.40	\$1,532.00	\$39.24	\$2,643.64
\$301,000.01	to	\$302,000.00	\$1,074.85	\$1,535.50	\$39.24	\$2,649.59
\$302,000.01	to	\$303,000.00	\$1,077.30	\$1,539.00	\$39.24	\$2,655.54
\$303,000.01	to	\$304,000.00	\$1,079.75	\$1,542.50	\$39.24	\$2,661.49
\$304,000.01	to	\$305,000.00	\$1,082.20	\$1,546.00	\$39.24	\$2,667.44
\$305,000.01	to	\$306,000.00	\$1,084.65	\$1,549.50	\$39.24	\$2,673.39
\$306,000.01	to	\$307,000.00	\$1,087.10	\$1,553.00	\$39.24	\$2,679.34

Total Valuation			Plan Check Fee	Permit Fee	Permit Issuance	Total Fees
\$307,000.01	to	\$308,000.00	\$1,089.55	\$1,556.50	\$39.24	\$2,685.29
\$308,000.01	to	\$309,000.00	\$1,092.00	\$1,560.00	\$39.24	\$2,691.24
\$309,000.01	to	\$310,000.00	\$1,094.45	\$1,563.50	\$39.24	\$2,697.19
\$310,000.01	to	\$311,000.00	\$1,096.90	\$1,567.00	\$39.24	\$2,703.14
\$311,000.01	to	\$312,000.00	\$1,099.35	\$1,570.50	\$39.24	\$2,709.09
\$312,000.01	to	\$313,000.00	\$1,101.80	\$1,574.00	\$39.24	\$2,715.04
\$313,000.01	to	\$314,000.00	\$1,104.25	\$1,577.50	\$39.24	\$2,720.99
\$314,000.01	to	\$315,000.00	\$1,106.70	\$1,581.00	\$39.24	\$2,726.94
\$315,000.01	to	\$316,000.00	\$1,109.15	\$1,584.50	\$39.24	\$2,732.89
\$316,000.01	to	\$317,000.00	\$1,111.60	\$1,588.00	\$39.24	\$2,738.84
\$317,000.01	to	\$318,000.00	\$1,114.05	\$1,591.50	\$39.24	\$2,744.79
\$318,000.01	to	\$319,000.00	\$1,116.50	\$1,595.00	\$39.24	\$2,750.74
\$319,000.01	to	\$320,000.00	\$1,118.95	\$1,598.50	\$39.24	\$2,756.69
\$320,000.01	to	\$321,000.00	\$1,121.40	\$1,602.00	\$39.24	\$2,762.64
\$321,000.01	to	\$322,000.00	\$1,123.85	\$1,605.50	\$39.24	\$2,768.59
\$322,000.01	to	\$323,000.00	\$1,126.30	\$1,609.00	\$39.24	\$2,774.54
\$323,000.01	to	\$324,000.00	\$1,128.75	\$1,612.50	\$39.24	\$2,780.49
\$324,000.01	to	\$325,000.00	\$1,131.20	\$1,616.00	\$39.24	\$2,786.44
\$325,000.01	to	\$326,000.00	\$1,133.65	\$1,619.50	\$39.24	\$2,792.39
\$326,000.01	to	\$327,000.00	\$1,136.10	\$1,623.00	\$39.24	\$2,798.34
\$327,000.01	to	\$328,000.00	\$1,138.55	\$1,626.50	\$39.24	\$2,804.29
\$328,000.01	to	\$329,000.00	\$1,141.00	\$1,630.00	\$39.24	\$2,810.24
\$329,000.01	to	\$330,000.00	\$1,143.45	\$1,633.50	\$39.24	\$2,816.19
\$330,000.01	to	\$331,000.00	\$1,145.90	\$1,637.00	\$39.24	\$2,822.14
\$331,000.01	to	\$332,000.00	\$1,148.35	\$1,640.50	\$39.24	\$2,828.09
\$332,000.01	to	\$333,000.00	\$1,150.80	\$1,644.00	\$39.24	\$2,834.04
\$333,000.01	to	\$334,000.00	\$1,153.25	\$1,647.50	\$39.24	\$2,839.99
\$334,000.01	to	\$335,000.00	\$1,155.70	\$1,651.00	\$39.24	\$2,845.94
\$335,000.01	to	\$336,000.00	\$1,158.15	\$1,654.50	\$39.24	\$2,851.89
\$336,000.01	to	\$337,000.00	\$1,160.60	\$1,658.00	\$39.24	\$2,857.84
\$337,000.01	to	\$338,000.00	\$1,163.05	\$1,661.50	\$39.24	\$2,863.79
\$338,000.01	to	\$339,000.00	\$1,165.50	\$1,665.00	\$39.24	\$2,869.74
\$339,000.01	to	\$340,000.00	\$1,167.95	\$1,668.50	\$39.24	\$2,875.69
\$340,000.01	to	\$341,000.00	\$1,170.40	\$1,672.00	\$39.24	\$2,881.64
\$341,000.01	to	\$342,000.00	\$1,172.85	\$1,675.50	\$39.24	\$2,887.59
\$342,000.01	to	\$343,000.00	\$1,175.30	\$1,679.00	\$39.24	\$2,893.54
\$343,000.01	to	\$344,000.00	\$1,177.75	\$1,682.50	\$39.24	\$2,899.49
\$344,000.01	to	\$345,000.00	\$1,180.20	\$1,686.00	\$39.24	\$2,905.44
\$345,000.01	to	\$346,000.00	\$1,182.65	\$1,689.50	\$39.24	\$2,911.39
\$346,000.01	to	\$347,000.00	\$1,185.10	\$1,693.00	\$39.24	\$2,917.34
\$347,000.01	to	\$348,000.00	\$1,187.55	\$1,696.50	\$39.24	\$2,923.29
\$348,000.01	to	\$349,000.00	\$1,190.00	\$1,700.00	\$39.24	\$2,929.24
\$349,000.01	to	\$350,000.00	\$1,192.45	\$1,703.50	\$39.24	\$2,935.19
\$350,000.01	to	\$351,000.00	\$1,194.90	\$1,707.00	\$39.24	\$2,941.14
\$351,000.01	to	\$352,000.00	\$1,197.35	\$1,710.50	\$39.24	\$2,947.09
\$352,000.01	to	\$353,000.00	\$1,199.80	\$1,714.00	\$39.24	\$2,953.04

Total Valuation			Plan Check Fee	Permit Fee	Permit Issuance	Total Fees
\$353,000.01	to	\$354,000.00	\$1,202.25	\$1,717.50	\$39.24	\$2,958.99
\$354,000.01	to	\$355,000.00	\$1,204.70	\$1,721.00	\$39.24	\$2,964.94
\$355,000.01	to	\$356,000.00	\$1,207.15	\$1,724.50	\$39.24	\$2,970.89
\$356,000.01	to	\$357,000.00	\$1,209.60	\$1,728.00	\$39.24	\$2,976.84
\$357,000.01	to	\$358,000.00	\$1,212.05	\$1,731.50	\$39.24	\$2,982.79
\$358,000.01	to	\$359,000.00	\$1,214.50	\$1,735.00	\$39.24	\$2,988.74
\$359,000.01	to	\$360,000.00	\$1,216.95	\$1,738.50	\$39.24	\$2,994.69
\$360,000.01	to	\$361,000.00	\$1,219.40	\$1,742.00	\$39.24	\$3,000.64
\$361,000.01	to	\$362,000.00	\$1,221.85	\$1,745.50	\$39.24	\$3,006.59
\$362,000.01	to	\$363,000.00	\$1,224.30	\$1,749.00	\$39.24	\$3,012.54
\$363,000.01	to	\$364,000.00	\$1,226.75	\$1,752.50	\$39.24	\$3,018.49
\$364,000.01	to	\$365,000.00	\$1,229.20	\$1,756.00	\$39.24	\$3,024.44
\$365,000.01	to	\$366,000.00	\$1,231.65	\$1,759.50	\$39.24	\$3,030.39
\$366,000.01	to	\$367,000.00	\$1,234.10	\$1,763.00	\$39.24	\$3,036.34
\$367,000.01	to	\$368,000.00	\$1,236.55	\$1,766.50	\$39.24	\$3,042.29
\$368,000.01	to	\$369,000.00	\$1,239.00	\$1,770.00	\$39.24	\$3,048.24
\$369,000.01	to	\$370,000.00	\$1,241.45	\$1,773.50	\$39.24	\$3,054.19
\$370,000.01	to	\$371,000.00	\$1,243.90	\$1,777.00	\$39.24	\$3,060.14
\$371,000.01	to	\$372,000.00	\$1,246.35	\$1,780.50	\$39.24	\$3,066.09
\$372,000.01	to	\$373,000.00	\$1,248.80	\$1,784.00	\$39.24	\$3,072.04
\$373,000.01	to	\$374,000.00	\$1,251.25	\$1,787.50	\$39.24	\$3,077.99
\$374,000.01	to	\$375,000.00	\$1,253.70	\$1,791.00	\$39.24	\$3,083.94
\$375,000.01	to	\$376,000.00	\$1,256.15	\$1,794.50	\$39.24	\$3,089.89
\$376,000.01	to	\$377,000.00	\$1,258.60	\$1,798.00	\$39.24	\$3,095.84
\$377,000.01	to	\$378,000.00	\$1,261.05	\$1,801.50	\$39.24	\$3,101.79
\$378,000.01	to	\$379,000.00	\$1,263.50	\$1,805.00	\$39.24	\$3,107.74
\$379,000.01	to	\$380,000.00	\$1,265.95	\$1,808.50	\$39.24	\$3,113.69
\$380,000.01	to	\$381,000.00	\$1,268.40	\$1,812.00	\$39.24	\$3,119.64
\$381,000.01	to	\$382,000.00	\$1,270.85	\$1,815.50	\$39.24	\$3,125.59
\$382,000.01	to	\$383,000.00	\$1,273.30	\$1,819.00	\$39.24	\$3,131.54
\$383,000.01	to	\$384,000.00	\$1,275.75	\$1,822.50	\$39.24	\$3,137.49
\$384,000.01	to	\$385,000.00	\$1,278.20	\$1,826.00	\$39.24	\$3,143.44
\$385,000.01	to	\$386,000.00	\$1,280.65	\$1,829.50	\$39.24	\$3,149.39
\$386,000.01	to	\$387,000.00	\$1,283.10	\$1,833.00	\$39.24	\$3,155.34
\$387,000.01	to	\$388,000.00	\$1,285.55	\$1,836.50	\$39.24	\$3,161.29
\$388,000.01	to	\$389,000.00	\$1,288.00	\$1,840.00	\$39.24	\$3,167.24
\$389,000.01	to	\$390,000.00	\$1,290.45	\$1,843.50	\$39.24	\$3,173.19
\$390,000.01	to	\$391,000.00	\$1,292.90	\$1,847.00	\$39.24	\$3,179.14
\$391,000.01	to	\$392,000.00	\$1,295.35	\$1,850.50	\$39.24	\$3,185.09
\$392,000.01	to	\$393,000.00	\$1,297.80	\$1,854.00	\$39.24	\$3,191.04
\$393,000.01	to	\$394,000.00	\$1,300.25	\$1,857.50	\$39.24	\$3,196.99
\$394,000.01	to	\$395,000.00	\$1,302.70	\$1,861.00	\$39.24	\$3,202.94
\$395,000.01	to	\$396,000.00	\$1,305.15	\$1,864.50	\$39.24	\$3,208.89
\$396,000.01	to	\$397,000.00	\$1,307.60	\$1,868.00	\$39.24	\$3,214.84
\$397,000.01	to	\$398,000.00	\$1,310.05	\$1,871.50	\$39.24	\$3,220.79
\$398,000.01	to	\$399,000.00	\$1,312.50	\$1,875.00	\$39.24	\$3,226.74

Total Valuation			Plan Check Fee	Permit Fee	Permit Issuance	Total Fees
\$399,000.01	to	\$400,000.00	\$1,314.95	\$1,878.50	\$39.24	\$3,232.69
\$400,000.01	to	\$401,000.00	\$1,317.40	\$1,882.00	\$39.24	\$3,238.64
\$401,000.01	to	\$402,000.00	\$1,319.85	\$1,885.50	\$39.24	\$3,244.59
\$402,000.01	to	\$403,000.00	\$1,322.30	\$1,889.00	\$39.24	\$3,250.54
\$403,000.01	to	\$404,000.00	\$1,324.75	\$1,892.50	\$39.24	\$3,256.49
\$404,000.01	to	\$405,000.00	\$1,327.20	\$1,896.00	\$39.24	\$3,262.44
\$405,000.01	to	\$406,000.00	\$1,329.65	\$1,899.50	\$39.24	\$3,268.39
\$406,000.01	to	\$407,000.00	\$1,332.10	\$1,903.00	\$39.24	\$3,274.34
\$407,000.01	to	\$408,000.00	\$1,334.55	\$1,906.50	\$39.24	\$3,280.29
\$408,000.01	to	\$409,000.00	\$1,337.00	\$1,910.00	\$39.24	\$3,286.24
\$409,000.01	to	\$410,000.00	\$1,339.45	\$1,913.50	\$39.24	\$3,292.19
\$410,000.01	to	\$411,000.00	\$1,341.90	\$1,917.00	\$39.24	\$3,298.14
\$411,000.01	to	\$412,000.00	\$1,344.35	\$1,920.50	\$39.24	\$3,304.09
\$412,000.01	to	\$413,000.00	\$1,346.80	\$1,924.00	\$39.24	\$3,310.04
\$413,000.01	to	\$414,000.00	\$1,349.25	\$1,927.50	\$39.24	\$3,315.99
\$414,000.01	to	\$415,000.00	\$1,351.70	\$1,931.00	\$39.24	\$3,321.94
\$415,000.01	to	\$416,000.00	\$1,354.15	\$1,934.50	\$39.24	\$3,327.89
\$416,000.01	to	\$417,000.00	\$1,356.60	\$1,938.00	\$39.24	\$3,333.84
\$417,000.01	to	\$418,000.00	\$1,359.05	\$1,941.50	\$39.24	\$3,339.79
\$418,000.01	to	\$419,000.00	\$1,361.50	\$1,945.00	\$39.24	\$3,345.74
\$419,000.01	to	\$420,000.00	\$1,363.95	\$1,948.50	\$39.24	\$3,351.69
\$420,000.01	to	\$421,000.00	\$1,366.40	\$1,952.00	\$39.24	\$3,357.64
\$421,000.01	to	\$422,000.00	\$1,368.85	\$1,955.50	\$39.24	\$3,363.59
\$422,000.01	to	\$423,000.00	\$1,371.30	\$1,959.00	\$39.24	\$3,369.54
\$423,000.01	to	\$424,000.00	\$1,373.75	\$1,962.50	\$39.24	\$3,375.49
\$424,000.01	to	\$425,000.00	\$1,376.20	\$1,966.00	\$39.24	\$3,381.44
\$425,000.01	to	\$426,000.00	\$1,378.65	\$1,969.50	\$39.24	\$3,387.39
\$426,000.01	to	\$427,000.00	\$1,381.10	\$1,973.00	\$39.24	\$3,393.34
\$427,000.01	to	\$428,000.00	\$1,383.55	\$1,976.50	\$39.24	\$3,399.29
\$428,000.01	to	\$429,000.00	\$1,386.00	\$1,980.00	\$39.24	\$3,405.24
\$429,000.01	to	\$430,000.00	\$1,388.45	\$1,983.50	\$39.24	\$3,411.19
\$430,000.01	to	\$431,000.00	\$1,390.90	\$1,987.00	\$39.24	\$3,417.14
\$431,000.01	to	\$432,000.00	\$1,393.35	\$1,990.50	\$39.24	\$3,423.09
\$432,000.01	to	\$433,000.00	\$1,395.80	\$1,994.00	\$39.24	\$3,429.04
\$433,000.01	to	\$434,000.00	\$1,398.25	\$1,997.50	\$39.24	\$3,434.99
\$434,000.01	to	\$435,000.00	\$1,400.70	\$2,001.00	\$39.24	\$3,440.94
\$435,000.01	to	\$436,000.00	\$1,403.15	\$2,004.50	\$39.24	\$3,446.89
\$436,000.01	to	\$437,000.00	\$1,405.60	\$2,008.00	\$39.24	\$3,452.84
\$437,000.01	to	\$438,000.00	\$1,408.05	\$2,011.50	\$39.24	\$3,458.79
\$438,000.01	to	\$439,000.00	\$1,410.50	\$2,015.00	\$39.24	\$3,464.74
\$439,000.01	to	\$440,000.00	\$1,412.95	\$2,018.50	\$39.24	\$3,470.69
\$440,000.01	to	\$441,000.00	\$1,415.40	\$2,022.00	\$39.24	\$3,476.64
\$441,000.01	to	\$442,000.00	\$1,417.85	\$2,025.50	\$39.24	\$3,482.59
\$442,000.01	to	\$443,000.00	\$1,420.30	\$2,029.00	\$39.24	\$3,488.54
\$443,000.01	to	\$444,000.00	\$1,422.75	\$2,032.50	\$39.24	\$3,494.49
\$444,000.01	to	\$445,000.00	\$1,425.20	\$2,036.00	\$39.24	\$3,500.44

Total Valuation			Plan Check Fee	Permit Fee	Permit Issuance	Total Fees
\$445,000.01	to	\$446,000.00	\$1,427.65	\$2,039.50	\$39.24	\$3,506.39
\$446,000.01	to	\$447,000.00	\$1,430.10	\$2,043.00	\$39.24	\$3,512.34
\$447,000.01	to	\$448,000.00	\$1,432.55	\$2,046.50	\$39.24	\$3,518.29
\$448,000.01	to	\$449,000.00	\$1,435.00	\$2,050.00	\$39.24	\$3,524.24
\$449,000.01	to	\$450,000.00	\$1,437.45	\$2,053.50	\$39.24	\$3,530.19
\$450,000.01	to	\$451,000.00	\$1,439.90	\$2,057.00	\$39.24	\$3,536.14
\$451,000.01	to	\$452,000.00	\$1,442.35	\$2,060.50	\$39.24	\$3,542.09
\$452,000.01	to	\$453,000.00	\$1,444.80	\$2,064.00	\$39.24	\$3,548.04
\$453,000.01	to	\$454,000.00	\$1,447.25	\$2,067.50	\$39.24	\$3,553.99
\$454,000.01	to	\$455,000.00	\$1,449.70	\$2,071.00	\$39.24	\$3,559.94
\$455,000.01	to	\$456,000.00	\$1,452.15	\$2,074.50	\$39.24	\$3,565.89
\$456,000.01	to	\$457,000.00	\$1,454.60	\$2,078.00	\$39.24	\$3,571.84
\$457,000.01	to	\$458,000.00	\$1,457.05	\$2,081.50	\$39.24	\$3,577.79
\$458,000.01	to	\$459,000.00	\$1,459.50	\$2,085.00	\$39.24	\$3,583.74
\$459,000.01	to	\$460,000.00	\$1,461.95	\$2,088.50	\$39.24	\$3,589.69
\$460,000.01	to	\$461,000.00	\$1,464.40	\$2,092.00	\$39.24	\$3,595.64
\$461,000.01	to	\$462,000.00	\$1,466.85	\$2,095.50	\$39.24	\$3,601.59
\$462,000.01	to	\$463,000.00	\$1,469.30	\$2,099.00	\$39.24	\$3,607.54
\$463,000.01	to	\$464,000.00	\$1,471.75	\$2,102.50	\$39.24	\$3,613.49
\$464,000.01	to	\$465,000.00	\$1,474.20	\$2,106.00	\$39.24	\$3,619.44
\$465,000.01	to	\$466,000.00	\$1,476.65	\$2,109.50	\$39.24	\$3,625.39
\$466,000.01	to	\$467,000.00	\$1,479.10	\$2,113.00	\$39.24	\$3,631.34
\$467,000.01	to	\$468,000.00	\$1,481.55	\$2,116.50	\$39.24	\$3,637.29
\$468,000.01	to	\$469,000.00	\$1,484.00	\$2,120.00	\$39.24	\$3,643.24
\$469,000.01	to	\$470,000.00	\$1,486.45	\$2,123.50	\$39.24	\$3,649.19
\$470,000.01	to	\$471,000.00	\$1,488.90	\$2,127.00	\$39.24	\$3,655.14
\$471,000.01	to	\$472,000.00	\$1,491.35	\$2,130.50	\$39.24	\$3,661.09
\$472,000.01	to	\$473,000.00	\$1,493.80	\$2,134.00	\$39.24	\$3,667.04
\$473,000.01	to	\$474,000.00	\$1,496.25	\$2,137.50	\$39.24	\$3,672.99
\$474,000.01	to	\$475,000.00	\$1,498.70	\$2,141.00	\$39.24	\$3,678.94
\$475,000.01	to	\$476,000.00	\$1,501.15	\$2,144.50	\$39.24	\$3,684.89
\$476,000.01	to	\$477,000.00	\$1,503.60	\$2,148.00	\$39.24	\$3,690.84
\$477,000.01	to	\$478,000.00	\$1,506.05	\$2,151.50	\$39.24	\$3,696.79
\$478,000.01	to	\$479,000.00	\$1,508.50	\$2,155.00	\$39.24	\$3,702.74
\$479,000.01	to	\$480,000.00	\$1,510.95	\$2,158.50	\$39.24	\$3,708.69
\$480,000.01	to	\$481,000.00	\$1,513.40	\$2,162.00	\$39.24	\$3,714.64
\$481,000.01	to	\$482,000.00	\$1,515.85	\$2,165.50	\$39.24	\$3,720.59
\$482,000.01	to	\$483,000.00	\$1,518.30	\$2,169.00	\$39.24	\$3,726.54
\$483,000.01	to	\$484,000.00	\$1,520.75	\$2,172.50	\$39.24	\$3,732.49
\$484,000.01	to	\$485,000.00	\$1,523.20	\$2,176.00	\$39.24	\$3,738.44
\$485,000.01	to	\$486,000.00	\$1,525.65	\$2,179.50	\$39.24	\$3,744.39
\$486,000.01	to	\$487,000.00	\$1,528.10	\$2,183.00	\$39.24	\$3,750.34
\$487,000.01	to	\$488,000.00	\$1,530.55	\$2,186.50	\$39.24	\$3,756.29
\$488,000.01	to	\$489,000.00	\$1,533.00	\$2,190.00	\$39.24	\$3,762.24
\$489,000.01	to	\$490,000.00	\$1,535.45	\$2,193.50	\$39.24	\$3,768.19
\$490,000.01	to	\$491,000.00	\$1,537.90	\$2,197.00	\$39.24	\$3,774.14

Total Valuation			Plan Check Fee	Permit Fee	Permit Issuance	Total Fees
\$491,000.01	to	\$492,000.00	\$1,540.35	\$2,200.50	\$39.24	\$3,780.09
\$492,000.01	to	\$493,000.00	\$1,542.80	\$2,204.00	\$39.24	\$3,786.04
\$493,000.01	to	\$494,000.00	\$1,545.25	\$2,207.50	\$39.24	\$3,791.99
\$494,000.01	to	\$495,000.00	\$1,547.70	\$2,211.00	\$39.24	\$3,797.94
\$495,000.01	to	\$496,000.00	\$1,550.15	\$2,214.50	\$39.24	\$3,803.89
\$496,000.01	to	\$497,000.00	\$1,552.60	\$2,218.00	\$39.24	\$3,809.84
\$497,000.01	to	\$498,000.00	\$1,555.05	\$2,221.50	\$39.24	\$3,815.79
\$498,000.01	to	\$499,000.00	\$1,557.50	\$2,225.00	\$39.24	\$3,821.74
\$499,000.01	to	\$500,000.00	\$1,559.95	\$2,228.50	\$39.24	\$3,827.69
\$500,000.01	to	\$501,000.00	\$1,562.40	\$2,232.00	\$39.24	\$3,833.64
\$501,000.01	to	\$502,000.00	\$1,564.85	\$2,235.50	\$39.24	\$3,839.59
\$502,000.01	to	\$503,000.00	\$1,567.30	\$2,239.00	\$39.24	\$3,845.54
\$503,000.01	to	\$504,000.00	\$1,569.75	\$2,242.50	\$39.24	\$3,851.49
\$504,000.01	to	\$505,000.00	\$1,572.20	\$2,246.00	\$39.24	\$3,857.44
\$505,000.01	to	\$506,000.00	\$1,574.65	\$2,249.50	\$39.24	\$3,863.39
\$506,000.01	to	\$507,000.00	\$1,577.10	\$2,253.00	\$39.24	\$3,869.34
\$507,000.01	to	\$508,000.00	\$1,579.55	\$2,256.50	\$39.24	\$3,875.29
\$508,000.01	to	\$509,000.00	\$1,582.00	\$2,260.00	\$39.24	\$3,881.24
\$509,000.01	to	\$510,000.00	\$1,584.45	\$2,263.50	\$39.24	\$3,887.19
\$510,000.01	to	\$511,000.00	\$1,586.90	\$2,267.00	\$39.24	\$3,893.14
\$511,000.01	to	\$512,000.00	\$1,589.35	\$2,270.50	\$39.24	\$3,899.09
\$512,000.01	to	\$513,000.00	\$1,591.80	\$2,274.00	\$39.24	\$3,905.04
\$513,000.01	to	\$514,000.00	\$1,594.25	\$2,277.50	\$39.24	\$3,910.99
\$514,000.01	to	\$515,000.00	\$1,596.70	\$2,281.00	\$39.24	\$3,916.94
\$515,000.01	to	\$516,000.00	\$1,599.15	\$2,284.50	\$39.24	\$3,922.89
\$516,000.01	to	\$517,000.00	\$1,601.60	\$2,288.00	\$39.24	\$3,928.84
\$517,000.01	to	\$518,000.00	\$1,604.05	\$2,291.50	\$39.24	\$3,934.79
\$518,000.01	to	\$519,000.00	\$1,606.50	\$2,295.00	\$39.24	\$3,940.74
\$519,000.01	to	\$520,000.00	\$1,608.95	\$2,298.50	\$39.24	\$3,946.69
\$520,000.01	to	\$521,000.00	\$1,611.40	\$2,302.00	\$39.24	\$3,952.64
\$521,000.01	to	\$522,000.00	\$1,613.85	\$2,305.50	\$39.24	\$3,958.59
\$522,000.01	to	\$523,000.00	\$1,616.30	\$2,309.00	\$39.24	\$3,964.54
\$523,000.01	to	\$524,000.00	\$1,618.75	\$2,312.50	\$39.24	\$3,970.49
\$524,000.01	to	\$525,000.00	\$1,621.20	\$2,316.00	\$39.24	\$3,976.44
\$525,000.01	to	\$526,000.00	\$1,623.65	\$2,319.50	\$39.24	\$3,982.39
\$526,000.01	to	\$527,000.00	\$1,626.10	\$2,323.00	\$39.24	\$3,988.34
\$527,000.01	to	\$528,000.00	\$1,628.55	\$2,326.50	\$39.24	\$3,994.29
\$528,000.01	to	\$529,000.00	\$1,631.00	\$2,330.00	\$39.24	\$4,000.24
\$529,000.01	to	\$530,000.00	\$1,633.45	\$2,333.50	\$39.24	\$4,006.19
\$530,000.01	to	\$531,000.00	\$1,635.90	\$2,337.00	\$39.24	\$4,012.14
\$531,000.01	to	\$532,000.00	\$1,638.35	\$2,340.50	\$39.24	\$4,018.09
\$532,000.01	to	\$533,000.00	\$1,640.80	\$2,344.00	\$39.24	\$4,024.04
\$533,000.01	to	\$534,000.00	\$1,643.25	\$2,347.50	\$39.24	\$4,029.99
\$534,000.01	to	\$535,000.00	\$1,645.70	\$2,351.00	\$39.24	\$4,035.94
\$535,000.01	to	\$536,000.00	\$1,648.15	\$2,354.50	\$39.24	\$4,041.89
\$536,000.01	to	\$537,000.00	\$1,650.60	\$2,358.00	\$39.24	\$4,047.84

Total Valuation			Plan Check Fee	Permit Fee	Permit Issuance	Total Fees
\$537,000.01	to	\$538,000.00	\$1,653.05	\$2,361.50	\$39.24	\$4,053.79
\$538,000.01	to	\$539,000.00	\$1,655.50	\$2,365.00	\$39.24	\$4,059.74
\$539,000.01	to	\$540,000.00	\$1,657.95	\$2,368.50	\$39.24	\$4,065.69
\$540,000.01	to	\$541,000.00	\$1,660.40	\$2,372.00	\$39.24	\$4,071.64
\$541,000.01	to	\$542,000.00	\$1,662.85	\$2,375.50	\$39.24	\$4,077.59
\$542,000.01	to	\$543,000.00	\$1,665.30	\$2,379.00	\$39.24	\$4,083.54
\$543,000.01	to	\$544,000.00	\$1,667.75	\$2,382.50	\$39.24	\$4,089.49
\$544,000.01	to	\$545,000.00	\$1,670.20	\$2,386.00	\$39.24	\$4,095.44
\$545,000.01	to	\$546,000.00	\$1,672.65	\$2,389.50	\$39.24	\$4,101.39
\$546,000.01	to	\$547,000.00	\$1,675.10	\$2,393.00	\$39.24	\$4,107.34
\$547,000.01	to	\$548,000.00	\$1,677.55	\$2,396.50	\$39.24	\$4,113.29
\$548,000.01	to	\$549,000.00	\$1,680.00	\$2,400.00	\$39.24	\$4,119.24
\$549,000.01	to	\$550,000.00	\$1,682.45	\$2,403.50	\$39.24	\$4,125.19
\$550,000.01	to	\$551,000.00	\$1,684.90	\$2,407.00	\$39.24	\$4,131.14
\$551,000.01	to	\$552,000.00	\$1,687.35	\$2,410.50	\$39.24	\$4,137.09
\$552,000.01	to	\$553,000.00	\$1,689.80	\$2,414.00	\$39.24	\$4,143.04
\$553,000.01	to	\$554,000.00	\$1,692.25	\$2,417.50	\$39.24	\$4,148.99
\$554,000.01	to	\$555,000.00	\$1,694.70	\$2,421.00	\$39.24	\$4,154.94
\$555,000.01	to	\$556,000.00	\$1,697.15	\$2,424.50	\$39.24	\$4,160.89
\$556,000.01	to	\$557,000.00	\$1,699.60	\$2,428.00	\$39.24	\$4,166.84
\$557,000.01	to	\$558,000.00	\$1,702.05	\$2,431.50	\$39.24	\$4,172.79
\$558,000.01	to	\$559,000.00	\$1,704.50	\$2,435.00	\$39.24	\$4,178.74
\$559,000.01	to	\$560,000.00	\$1,706.95	\$2,438.50	\$39.24	\$4,184.69
\$560,000.01	to	\$561,000.00	\$1,709.40	\$2,442.00	\$39.24	\$4,190.64
\$561,000.01	to	\$562,000.00	\$1,711.85	\$2,445.50	\$39.24	\$4,196.59
\$562,000.01	to	\$563,000.00	\$1,714.30	\$2,449.00	\$39.24	\$4,202.54
\$563,000.01	to	\$564,000.00	\$1,716.75	\$2,452.50	\$39.24	\$4,208.49
\$564,000.01	to	\$565,000.00	\$1,719.20	\$2,456.00	\$39.24	\$4,214.44
\$565,000.01	to	\$566,000.00	\$1,721.65	\$2,459.50	\$39.24	\$4,220.39
\$566,000.01	to	\$567,000.00	\$1,724.10	\$2,463.00	\$39.24	\$4,226.34
\$567,000.01	to	\$568,000.00	\$1,726.55	\$2,466.50	\$39.24	\$4,232.29
\$568,000.01	to	\$569,000.00	\$1,729.00	\$2,470.00	\$39.24	\$4,238.24
\$569,000.01	to	\$570,000.00	\$1,731.45	\$2,473.50	\$39.24	\$4,244.19
\$570,000.01	to	\$571,000.00	\$1,733.90	\$2,477.00	\$39.24	\$4,250.14
\$571,000.01	to	\$572,000.00	\$1,736.35	\$2,480.50	\$39.24	\$4,256.09
\$572,000.01	to	\$573,000.00	\$1,738.80	\$2,484.00	\$39.24	\$4,262.04
\$573,000.01	to	\$574,000.00	\$1,741.25	\$2,487.50	\$39.24	\$4,267.99
\$574,000.01	to	\$575,000.00	\$1,743.70	\$2,491.00	\$39.24	\$4,273.94
\$575,000.01	to	\$576,000.00	\$1,746.15	\$2,494.50	\$39.24	\$4,279.89
\$576,000.01	to	\$577,000.00	\$1,748.60	\$2,498.00	\$39.24	\$4,285.84
\$577,000.01	to	\$578,000.00	\$1,751.05	\$2,501.50	\$39.24	\$4,291.79
\$578,000.01	to	\$579,000.00	\$1,753.50	\$2,505.00	\$39.24	\$4,297.74
\$579,000.01	to	\$580,000.00	\$1,755.95	\$2,508.50	\$39.24	\$4,303.69
\$580,000.01	to	\$581,000.00	\$1,758.40	\$2,512.00	\$39.24	\$4,309.64
\$581,000.01	to	\$582,000.00	\$1,760.85	\$2,515.50	\$39.24	\$4,315.59
\$582,000.01	to	\$583,000.00	\$1,763.30	\$2,519.00	\$39.24	\$4,321.54

Total Valuation			Plan Check Fee	Permit Fee	Permit Issuance	Total Fees
\$583,000.01	to	\$584,000.00	\$1,765.75	\$2,522.50	\$39.24	\$4,327.49
\$584,000.01	to	\$585,000.00	\$1,768.20	\$2,526.00	\$39.24	\$4,333.44
\$585,000.01	to	\$586,000.00	\$1,770.65	\$2,529.50	\$39.24	\$4,339.39
\$586,000.01	to	\$587,000.00	\$1,773.10	\$2,533.00	\$39.24	\$4,345.34
\$587,000.01	to	\$588,000.00	\$1,775.55	\$2,536.50	\$39.24	\$4,351.29
\$588,000.01	to	\$589,000.00	\$1,778.00	\$2,540.00	\$39.24	\$4,357.24
\$589,000.01	to	\$590,000.00	\$1,780.45	\$2,543.50	\$39.24	\$4,363.19
\$590,000.01	to	\$591,000.00	\$1,782.90	\$2,547.00	\$39.24	\$4,369.14
\$591,000.01	to	\$592,000.00	\$1,785.35	\$2,550.50	\$39.24	\$4,375.09
\$592,000.01	to	\$593,000.00	\$1,787.80	\$2,554.00	\$39.24	\$4,381.04
\$593,000.01	to	\$594,000.00	\$1,790.25	\$2,557.50	\$39.24	\$4,386.99
\$594,000.01	to	\$595,000.00	\$1,792.70	\$2,561.00	\$39.24	\$4,392.94
\$595,000.01	to	\$596,000.00	\$1,795.15	\$2,564.50	\$39.24	\$4,398.89
\$596,000.01	to	\$597,000.00	\$1,797.60	\$2,568.00	\$39.24	\$4,404.84
\$597,000.01	to	\$598,000.00	\$1,800.05	\$2,571.50	\$39.24	\$4,410.79
\$598,000.01	to	\$599,000.00	\$1,802.50	\$2,575.00	\$39.24	\$4,416.74
\$599,000.01	to	\$600,000.00	\$1,804.95	\$2,578.50	\$39.24	\$4,422.69
\$600,000.01	to	\$601,000.00	\$1,807.40	\$2,582.00	\$39.24	\$4,428.64
\$601,000.01	to	\$602,000.00	\$1,809.85	\$2,585.50	\$39.24	\$4,434.59
\$602,000.01	to	\$603,000.00	\$1,812.30	\$2,589.00	\$39.24	\$4,440.54
\$603,000.01	to	\$604,000.00	\$1,814.75	\$2,592.50	\$39.24	\$4,446.49
\$604,000.01	to	\$605,000.00	\$1,817.20	\$2,596.00	\$39.24	\$4,452.44
\$605,000.01	to	\$606,000.00	\$1,819.65	\$2,599.50	\$39.24	\$4,458.39
\$606,000.01	to	\$607,000.00	\$1,822.10	\$2,603.00	\$39.24	\$4,464.34
\$607,000.01	to	\$608,000.00	\$1,824.55	\$2,606.50	\$39.24	\$4,470.29
\$608,000.01	to	\$609,000.00	\$1,827.00	\$2,610.00	\$39.24	\$4,476.24
\$609,000.01	to	\$610,000.00	\$1,829.45	\$2,613.50	\$39.24	\$4,482.19
\$610,000.01	to	\$611,000.00	\$1,831.90	\$2,617.00	\$39.24	\$4,488.14
\$611,000.01	to	\$612,000.00	\$1,834.35	\$2,620.50	\$39.24	\$4,494.09
\$612,000.01	to	\$613,000.00	\$1,836.80	\$2,624.00	\$39.24	\$4,500.04
\$613,000.01	to	\$614,000.00	\$1,839.25	\$2,627.50	\$39.24	\$4,505.99
\$614,000.01	to	\$615,000.00	\$1,841.70	\$2,631.00	\$39.24	\$4,511.94
\$615,000.01	to	\$616,000.00	\$1,844.15	\$2,634.50	\$39.24	\$4,517.89
\$616,000.01	to	\$617,000.00	\$1,846.60	\$2,638.00	\$39.24	\$4,523.84
\$617,000.01	to	\$618,000.00	\$1,849.05	\$2,641.50	\$39.24	\$4,529.79
\$618,000.01	to	\$619,000.00	\$1,851.50	\$2,645.00	\$39.24	\$4,535.74
\$619,000.01	to	\$620,000.00	\$1,853.95	\$2,648.50	\$39.24	\$4,541.69
\$620,000.01	to	\$621,000.00	\$1,856.40	\$2,652.00	\$39.24	\$4,547.64
\$621,000.01	to	\$622,000.00	\$1,858.85	\$2,655.50	\$39.24	\$4,553.59
\$622,000.01	to	\$623,000.00	\$1,861.30	\$2,659.00	\$39.24	\$4,559.54
\$623,000.01	to	\$624,000.00	\$1,863.75	\$2,662.50	\$39.24	\$4,565.49
\$624,000.01	to	\$625,000.00	\$1,866.20	\$2,666.00	\$39.24	\$4,571.44
\$625,000.01	to	\$626,000.00	\$1,868.65	\$2,669.50	\$39.24	\$4,577.39
\$626,000.01	to	\$627,000.00	\$1,871.10	\$2,673.00	\$39.24	\$4,583.34
\$627,000.01	to	\$628,000.00	\$1,873.55	\$2,676.50	\$39.24	\$4,589.29
\$628,000.01	to	\$629,000.00	\$1,876.00	\$2,680.00	\$39.24	\$4,595.24

Total Valuation			Plan Check Fee	Permit Fee	Permit Issuance	Total Fees
\$629,000.01	to	\$630,000.00	\$1,878.45	\$2,683.50	\$39.24	\$4,601.19
\$630,000.01	to	\$631,000.00	\$1,880.90	\$2,687.00	\$39.24	\$4,607.14
\$631,000.01	to	\$632,000.00	\$1,883.35	\$2,690.50	\$39.24	\$4,613.09
\$632,000.01	to	\$633,000.00	\$1,885.80	\$2,694.00	\$39.24	\$4,619.04
\$633,000.01	to	\$634,000.00	\$1,888.25	\$2,697.50	\$39.24	\$4,624.99
\$634,000.01	to	\$635,000.00	\$1,890.70	\$2,701.00	\$39.24	\$4,630.94
\$635,000.01	to	\$636,000.00	\$1,893.15	\$2,704.50	\$39.24	\$4,636.89
\$636,000.01	to	\$637,000.00	\$1,895.60	\$2,708.00	\$39.24	\$4,642.84
\$637,000.01	to	\$638,000.00	\$1,898.05	\$2,711.50	\$39.24	\$4,648.79
\$638,000.01	to	\$639,000.00	\$1,900.50	\$2,715.00	\$39.24	\$4,654.74
\$639,000.01	to	\$640,000.00	\$1,902.95	\$2,718.50	\$39.24	\$4,660.69
\$640,000.01	to	\$641,000.00	\$1,905.40	\$2,722.00	\$39.24	\$4,666.64
\$641,000.01	to	\$642,000.00	\$1,907.85	\$2,725.50	\$39.24	\$4,672.59
\$642,000.01	to	\$643,000.00	\$1,910.30	\$2,729.00	\$39.24	\$4,678.54
\$643,000.01	to	\$644,000.00	\$1,912.75	\$2,732.50	\$39.24	\$4,684.49
\$644,000.01	to	\$645,000.00	\$1,915.20	\$2,736.00	\$39.24	\$4,690.44
\$645,000.01	to	\$646,000.00	\$1,917.65	\$2,739.50	\$39.24	\$4,696.39
\$646,000.01	to	\$647,000.00	\$1,920.10	\$2,743.00	\$39.24	\$4,702.34
\$647,000.01	to	\$648,000.00	\$1,922.55	\$2,746.50	\$39.24	\$4,708.29
\$648,000.01	to	\$649,000.00	\$1,925.00	\$2,750.00	\$39.24	\$4,714.24
\$649,000.01	to	\$650,000.00	\$1,927.45	\$2,753.50	\$39.24	\$4,720.19
\$650,000.01	to	\$651,000.00	\$1,929.90	\$2,757.00	\$39.24	\$4,726.14
\$651,000.01	to	\$652,000.00	\$1,932.35	\$2,760.50	\$39.24	\$4,732.09
\$652,000.01	to	\$653,000.00	\$1,934.80	\$2,764.00	\$39.24	\$4,738.04
\$653,000.01	to	\$654,000.00	\$1,937.25	\$2,767.50	\$39.24	\$4,743.99
\$654,000.01	to	\$655,000.00	\$1,939.70	\$2,771.00	\$39.24	\$4,749.94
\$655,000.01	to	\$656,000.00	\$1,942.15	\$2,774.50	\$39.24	\$4,755.89
\$656,000.01	to	\$657,000.00	\$1,944.60	\$2,778.00	\$39.24	\$4,761.84
\$657,000.01	to	\$658,000.00	\$1,947.05	\$2,781.50	\$39.24	\$4,767.79
\$658,000.01	to	\$659,000.00	\$1,949.50	\$2,785.00	\$39.24	\$4,773.74
\$659,000.01	to	\$660,000.00	\$1,951.95	\$2,788.50	\$39.24	\$4,779.69
\$660,000.01	to	\$661,000.00	\$1,954.40	\$2,792.00	\$39.24	\$4,785.64
\$661,000.01	to	\$662,000.00	\$1,956.85	\$2,795.50	\$39.24	\$4,791.59
\$662,000.01	to	\$663,000.00	\$1,959.30	\$2,799.00	\$39.24	\$4,797.54
\$663,000.01	to	\$664,000.00	\$1,961.75	\$2,802.50	\$39.24	\$4,803.49
\$664,000.01	to	\$665,000.00	\$1,964.20	\$2,806.00	\$39.24	\$4,809.44
\$665,000.01	to	\$666,000.00	\$1,966.65	\$2,809.50	\$39.24	\$4,815.39
\$666,000.01	to	\$667,000.00	\$1,969.10	\$2,813.00	\$39.24	\$4,821.34
\$667,000.01	to	\$668,000.00	\$1,971.55	\$2,816.50	\$39.24	\$4,827.29
\$668,000.01	to	\$669,000.00	\$1,974.00	\$2,820.00	\$39.24	\$4,833.24
\$669,000.01	to	\$670,000.00	\$1,976.45	\$2,823.50	\$39.24	\$4,839.19
\$670,000.01	to	\$671,000.00	\$1,978.90	\$2,827.00	\$39.24	\$4,845.14
\$671,000.01	to	\$672,000.00	\$1,981.35	\$2,830.50	\$39.24	\$4,851.09
\$672,000.01	to	\$673,000.00	\$1,983.80	\$2,834.00	\$39.24	\$4,857.04
\$673,000.01	to	\$674,000.00	\$1,986.25	\$2,837.50	\$39.24	\$4,862.99
\$674,000.01	to	\$675,000.00	\$1,988.70	\$2,841.00	\$39.24	\$4,868.94

Total Valuation			Plan Check Fee	Permit Fee	Permit Issuance	Total Fees
\$675,000.01	to	\$676,000.00	\$1,991.15	\$2,844.50	\$39.24	\$4,874.89
\$676,000.01	to	\$677,000.00	\$1,993.60	\$2,848.00	\$39.24	\$4,880.84
\$677,000.01	to	\$678,000.00	\$1,996.05	\$2,851.50	\$39.24	\$4,886.79
\$678,000.01	to	\$679,000.00	\$1,998.50	\$2,855.00	\$39.24	\$4,892.74
\$679,000.01	to	\$680,000.00	\$2,000.95	\$2,858.50	\$39.24	\$4,898.69
\$680,000.01	to	\$681,000.00	\$2,003.40	\$2,862.00	\$39.24	\$4,904.64
\$681,000.01	to	\$682,000.00	\$2,005.85	\$2,865.50	\$39.24	\$4,910.59
\$682,000.01	to	\$683,000.00	\$2,008.30	\$2,869.00	\$39.24	\$4,916.54
\$683,000.01	to	\$684,000.00	\$2,010.75	\$2,872.50	\$39.24	\$4,922.49
\$684,000.01	to	\$685,000.00	\$2,013.20	\$2,876.00	\$39.24	\$4,928.44
\$685,000.01	to	\$686,000.00	\$2,015.65	\$2,879.50	\$39.24	\$4,934.39
\$686,000.01	to	\$687,000.00	\$2,018.10	\$2,883.00	\$39.24	\$4,940.34
\$687,000.01	to	\$688,000.00	\$2,020.55	\$2,886.50	\$39.24	\$4,946.29
\$688,000.01	to	\$689,000.00	\$2,023.00	\$2,890.00	\$39.24	\$4,952.24
\$689,000.01	to	\$690,000.00	\$2,025.45	\$2,893.50	\$39.24	\$4,958.19
\$690,000.01	to	\$691,000.00	\$2,027.90	\$2,897.00	\$39.24	\$4,964.14
\$691,000.01	to	\$692,000.00	\$2,030.35	\$2,900.50	\$39.24	\$4,970.09
\$692,000.01	to	\$693,000.00	\$2,032.80	\$2,904.00	\$39.24	\$4,976.04
\$693,000.01	to	\$694,000.00	\$2,035.25	\$2,907.50	\$39.24	\$4,981.99
\$694,000.01	to	\$695,000.00	\$2,037.70	\$2,911.00	\$39.24	\$4,987.94
\$695,000.01	to	\$696,000.00	\$2,040.15	\$2,914.50	\$39.24	\$4,993.89
\$696,000.01	to	\$697,000.00	\$2,042.60	\$2,918.00	\$39.24	\$4,999.84
\$697,000.01	to	\$698,000.00	\$2,045.05	\$2,921.50	\$39.24	\$5,005.79
\$698,000.01	to	\$699,000.00	\$2,047.50	\$2,925.00	\$39.24	\$5,011.74
\$699,000.01	to	\$700,000.00	\$2,049.95	\$2,928.50	\$39.24	\$5,017.69
\$700,000.01	to	\$701,000.00	\$2,052.40	\$2,932.00	\$39.24	\$5,023.64
\$701,000.01	to	\$702,000.00	\$2,054.85	\$2,935.50	\$39.24	\$5,029.59
\$702,000.01	to	\$703,000.00	\$2,057.30	\$2,939.00	\$39.24	\$5,035.54
\$703,000.01	to	\$704,000.00	\$2,059.75	\$2,942.50	\$39.24	\$5,041.49
\$704,000.01	to	\$705,000.00	\$2,062.20	\$2,946.00	\$39.24	\$5,047.44
\$705,000.01	to	\$706,000.00	\$2,064.65	\$2,949.50	\$39.24	\$5,053.39
\$706,000.01	to	\$707,000.00	\$2,067.10	\$2,953.00	\$39.24	\$5,059.34
\$707,000.01	to	\$708,000.00	\$2,069.55	\$2,956.50	\$39.24	\$5,065.29
\$708,000.01	to	\$709,000.00	\$2,072.00	\$2,960.00	\$39.24	\$5,071.24
\$709,000.01	to	\$710,000.00	\$2,074.45	\$2,963.50	\$39.24	\$5,077.19
\$710,000.01	to	\$711,000.00	\$2,076.90	\$2,967.00	\$39.24	\$5,083.14
\$711,000.01	to	\$712,000.00	\$2,079.35	\$2,970.50	\$39.24	\$5,089.09
\$712,000.01	to	\$713,000.00	\$2,081.80	\$2,974.00	\$39.24	\$5,095.04
\$713,000.01	to	\$714,000.00	\$2,084.25	\$2,977.50	\$39.24	\$5,100.99
\$714,000.01	to	\$715,000.00	\$2,086.70	\$2,981.00	\$39.24	\$5,106.94
\$715,000.01	to	\$716,000.00	\$2,089.15	\$2,984.50	\$39.24	\$5,112.89
\$716,000.01	to	\$717,000.00	\$2,091.60	\$2,988.00	\$39.24	\$5,118.84
\$717,000.01	to	\$718,000.00	\$2,094.05	\$2,991.50	\$39.24	\$5,124.79
\$718,000.01	to	\$719,000.00	\$2,096.50	\$2,995.00	\$39.24	\$5,130.74
\$719,000.01	to	\$720,000.00	\$2,098.95	\$2,998.50	\$39.24	\$5,136.69
\$720,000.01	to	\$721,000.00	\$2,101.40	\$3,002.00	\$39.24	\$5,142.64

Total Valuation			Plan Check Fee	Permit Fee	Permit Issuance	Total Fees
\$721,000.01	to	\$722,000.00	\$2,103.85	\$3,005.50	\$39.24	\$5,148.59
\$722,000.01	to	\$723,000.00	\$2,106.30	\$3,009.00	\$39.24	\$5,154.54
\$723,000.01	to	\$724,000.00	\$2,108.75	\$3,012.50	\$39.24	\$5,160.49
\$724,000.01	to	\$725,000.00	\$2,111.20	\$3,016.00	\$39.24	\$5,166.44
\$725,000.01	to	\$726,000.00	\$2,113.65	\$3,019.50	\$39.24	\$5,172.39
\$726,000.01	to	\$727,000.00	\$2,116.10	\$3,023.00	\$39.24	\$5,178.34
\$727,000.01	to	\$728,000.00	\$2,118.55	\$3,026.50	\$39.24	\$5,184.29
\$728,000.01	to	\$729,000.00	\$2,121.00	\$3,030.00	\$39.24	\$5,190.24
\$729,000.01	to	\$730,000.00	\$2,123.45	\$3,033.50	\$39.24	\$5,196.19
\$730,000.01	to	\$731,000.00	\$2,125.90	\$3,037.00	\$39.24	\$5,202.14
\$731,000.01	to	\$732,000.00	\$2,128.35	\$3,040.50	\$39.24	\$5,208.09
\$732,000.01	to	\$733,000.00	\$2,130.80	\$3,044.00	\$39.24	\$5,214.04
\$733,000.01	to	\$734,000.00	\$2,133.25	\$3,047.50	\$39.24	\$5,219.99
\$734,000.01	to	\$735,000.00	\$2,135.70	\$3,051.00	\$39.24	\$5,225.94
\$735,000.01	to	\$736,000.00	\$2,138.15	\$3,054.50	\$39.24	\$5,231.89
\$736,000.01	to	\$737,000.00	\$2,140.60	\$3,058.00	\$39.24	\$5,237.84
\$737,000.01	to	\$738,000.00	\$2,143.05	\$3,061.50	\$39.24	\$5,243.79
\$738,000.01	to	\$739,000.00	\$2,145.50	\$3,065.00	\$39.24	\$5,249.74
\$739,000.01	to	\$740,000.00	\$2,147.95	\$3,068.50	\$39.24	\$5,255.69
\$740,000.01	to	\$741,000.00	\$2,150.40	\$3,072.00	\$39.24	\$5,261.64
\$741,000.01	to	\$742,000.00	\$2,152.85	\$3,075.50	\$39.24	\$5,267.59
\$742,000.01	to	\$743,000.00	\$2,155.30	\$3,079.00	\$39.24	\$5,273.54
\$743,000.01	to	\$744,000.00	\$2,157.75	\$3,082.50	\$39.24	\$5,279.49
\$744,000.01	to	\$745,000.00	\$2,160.20	\$3,086.00	\$39.24	\$5,285.44
\$745,000.01	to	\$746,000.00	\$2,162.65	\$3,089.50	\$39.24	\$5,291.39
\$746,000.01	to	\$747,000.00	\$2,165.10	\$3,093.00	\$39.24	\$5,297.34
\$747,000.01	to	\$748,000.00	\$2,167.55	\$3,096.50	\$39.24	\$5,303.29
\$748,000.01	to	\$749,000.00	\$2,170.00	\$3,100.00	\$39.24	\$5,309.24
\$749,000.01	to	\$750,000.00	\$2,172.45	\$3,103.50	\$39.24	\$5,315.19
\$750,000.01	to	\$751,000.00	\$2,174.90	\$3,107.00	\$39.24	\$5,321.14
\$751,000.01	to	\$752,000.00	\$2,177.35	\$3,110.50	\$39.24	\$5,327.09
\$752,000.01	to	\$753,000.00	\$2,179.80	\$3,114.00	\$39.24	\$5,333.04
\$753,000.01	to	\$754,000.00	\$2,182.25	\$3,117.50	\$39.24	\$5,338.99
\$754,000.01	to	\$755,000.00	\$2,184.70	\$3,121.00	\$39.24	\$5,344.94
\$755,000.01	to	\$756,000.00	\$2,187.15	\$3,124.50	\$39.24	\$5,350.89
\$756,000.01	to	\$757,000.00	\$2,189.60	\$3,128.00	\$39.24	\$5,356.84
\$757,000.01	to	\$758,000.00	\$2,192.05	\$3,131.50	\$39.24	\$5,362.79
\$758,000.01	to	\$759,000.00	\$2,194.50	\$3,135.00	\$39.24	\$5,368.74
\$759,000.01	to	\$760,000.00	\$2,196.95	\$3,138.50	\$39.24	\$5,374.69
\$760,000.01	to	\$761,000.00	\$2,199.40	\$3,142.00	\$39.24	\$5,380.64
\$761,000.01	to	\$762,000.00	\$2,201.85	\$3,145.50	\$39.24	\$5,386.59
\$762,000.01	to	\$763,000.00	\$2,204.30	\$3,149.00	\$39.24	\$5,392.54
\$763,000.01	to	\$764,000.00	\$2,206.75	\$3,152.50	\$39.24	\$5,398.49
\$764,000.01	to	\$765,000.00	\$2,209.20	\$3,156.00	\$39.24	\$5,404.44
\$765,000.01	to	\$766,000.00	\$2,211.65	\$3,159.50	\$39.24	\$5,410.39
\$766,000.01	to	\$767,000.00	\$2,214.10	\$3,163.00	\$39.24	\$5,416.34

Total Valuation			Plan Check Fee	Permit Fee	Permit Issuance	Total Fees
\$767,000.01	to	\$768,000.00	\$2,216.55	\$3,166.50	\$39.24	\$5,422.29
\$768,000.01	to	\$769,000.00	\$2,219.00	\$3,170.00	\$39.24	\$5,428.24
\$769,000.01	to	\$770,000.00	\$2,221.45	\$3,173.50	\$39.24	\$5,434.19
\$770,000.01	to	\$771,000.00	\$2,223.90	\$3,177.00	\$39.24	\$5,440.14
\$771,000.01	to	\$772,000.00	\$2,226.35	\$3,180.50	\$39.24	\$5,446.09
\$772,000.01	to	\$773,000.00	\$2,228.80	\$3,184.00	\$39.24	\$5,452.04
\$773,000.01	to	\$774,000.00	\$2,231.25	\$3,187.50	\$39.24	\$5,457.99
\$774,000.01	to	\$775,000.00	\$2,233.70	\$3,191.00	\$39.24	\$5,463.94
\$775,000.01	to	\$776,000.00	\$2,236.15	\$3,194.50	\$39.24	\$5,469.89
\$776,000.01	to	\$777,000.00	\$2,238.60	\$3,198.00	\$39.24	\$5,475.84
\$777,000.01	to	\$778,000.00	\$2,241.05	\$3,201.50	\$39.24	\$5,481.79
\$778,000.01	to	\$779,000.00	\$2,243.50	\$3,205.00	\$39.24	\$5,487.74
\$779,000.01	to	\$780,000.00	\$2,245.95	\$3,208.50	\$39.24	\$5,493.69
\$780,000.01	to	\$781,000.00	\$2,248.40	\$3,212.00	\$39.24	\$5,499.64
\$781,000.01	to	\$782,000.00	\$2,250.85	\$3,215.50	\$39.24	\$5,505.59
\$782,000.01	to	\$783,000.00	\$2,253.30	\$3,219.00	\$39.24	\$5,511.54
\$783,000.01	to	\$784,000.00	\$2,255.75	\$3,222.50	\$39.24	\$5,517.49
\$784,000.01	to	\$785,000.00	\$2,258.20	\$3,226.00	\$39.24	\$5,523.44
\$785,000.01	to	\$786,000.00	\$2,260.65	\$3,229.50	\$39.24	\$5,529.39
\$786,000.01	to	\$787,000.00	\$2,263.10	\$3,233.00	\$39.24	\$5,535.34
\$787,000.01	to	\$788,000.00	\$2,265.55	\$3,236.50	\$39.24	\$5,541.29
\$788,000.01	to	\$789,000.00	\$2,268.00	\$3,240.00	\$39.24	\$5,547.24
\$789,000.01	to	\$790,000.00	\$2,270.45	\$3,243.50	\$39.24	\$5,553.19
\$790,000.01	to	\$791,000.00	\$2,272.90	\$3,247.00	\$39.24	\$5,559.14
\$791,000.01	to	\$792,000.00	\$2,275.35	\$3,250.50	\$39.24	\$5,565.09
\$792,000.01	to	\$793,000.00	\$2,277.80	\$3,254.00	\$39.24	\$5,571.04
\$793,000.01	to	\$794,000.00	\$2,280.25	\$3,257.50	\$39.24	\$5,576.99
\$794,000.01	to	\$795,000.00	\$2,282.70	\$3,261.00	\$39.24	\$5,582.94
\$795,000.01	to	\$796,000.00	\$2,285.15	\$3,264.50	\$39.24	\$5,588.89
\$796,000.01	to	\$797,000.00	\$2,287.60	\$3,268.00	\$39.24	\$5,594.84
\$797,000.01	to	\$798,000.00	\$2,290.05	\$3,271.50	\$39.24	\$5,600.79
\$798,000.01	to	\$799,000.00	\$2,292.50	\$3,275.00	\$39.24	\$5,606.74
\$799,000.01	to	\$800,000.00	\$2,294.95	\$3,278.50	\$39.24	\$5,612.69
\$800,000.01	to	\$801,000.00	\$2,297.40	\$3,282.00	\$39.24	\$5,618.64
\$801,000.01	to	\$802,000.00	\$2,299.85	\$3,285.50	\$39.24	\$5,624.59
\$802,000.01	to	\$803,000.00	\$2,302.30	\$3,289.00	\$39.24	\$5,630.54
\$803,000.01	to	\$804,000.00	\$2,304.75	\$3,292.50	\$39.24	\$5,636.49
\$804,000.01	to	\$805,000.00	\$2,307.20	\$3,296.00	\$39.24	\$5,642.44
\$805,000.01	to	\$806,000.00	\$2,309.65	\$3,299.50	\$39.24	\$5,648.39
\$806,000.01	to	\$807,000.00	\$2,312.10	\$3,303.00	\$39.24	\$5,654.34
\$807,000.01	to	\$808,000.00	\$2,314.55	\$3,306.50	\$39.24	\$5,660.29
\$808,000.01	to	\$809,000.00	\$2,317.00	\$3,310.00	\$39.24	\$5,666.24
\$809,000.01	to	\$810,000.00	\$2,319.45	\$3,313.50	\$39.24	\$5,672.19
\$810,000.01	to	\$811,000.00	\$2,321.90	\$3,317.00	\$39.24	\$5,678.14
\$811,000.01	to	\$812,000.00	\$2,324.35	\$3,320.50	\$39.24	\$5,684.09
\$812,000.01	to	\$813,000.00	\$2,326.80	\$3,324.00	\$39.24	\$5,690.04

Total Valuation			Plan Check Fee	Permit Fee	Permit Issuance	Total Fees
\$813,000.01	to	\$814,000.00	\$2,329.25	\$3,327.50	\$39.24	\$5,695.99
\$814,000.01	to	\$815,000.00	\$2,331.70	\$3,331.00	\$39.24	\$5,701.94
\$815,000.01	to	\$816,000.00	\$2,334.15	\$3,334.50	\$39.24	\$5,707.89
\$816,000.01	to	\$817,000.00	\$2,336.60	\$3,338.00	\$39.24	\$5,713.84
\$817,000.01	to	\$818,000.00	\$2,339.05	\$3,341.50	\$39.24	\$5,719.79
\$818,000.01	to	\$819,000.00	\$2,341.50	\$3,345.00	\$39.24	\$5,725.74
\$819,000.01	to	\$820,000.00	\$2,343.95	\$3,348.50	\$39.24	\$5,731.69
\$820,000.01	to	\$821,000.00	\$2,346.40	\$3,352.00	\$39.24	\$5,737.64
\$821,000.01	to	\$822,000.00	\$2,348.85	\$3,355.50	\$39.24	\$5,743.59
\$822,000.01	to	\$823,000.00	\$2,351.30	\$3,359.00	\$39.24	\$5,749.54
\$823,000.01	to	\$824,000.00	\$2,353.75	\$3,362.50	\$39.24	\$5,755.49
\$824,000.01	to	\$825,000.00	\$2,356.20	\$3,366.00	\$39.24	\$5,761.44
\$825,000.01	to	\$826,000.00	\$2,358.65	\$3,369.50	\$39.24	\$5,767.39
\$826,000.01	to	\$827,000.00	\$2,361.10	\$3,373.00	\$39.24	\$5,773.34
\$827,000.01	to	\$828,000.00	\$2,363.55	\$3,376.50	\$39.24	\$5,779.29
\$828,000.01	to	\$829,000.00	\$2,366.00	\$3,380.00	\$39.24	\$5,785.24
\$829,000.01	to	\$830,000.00	\$2,368.45	\$3,383.50	\$39.24	\$5,791.19
\$830,000.01	to	\$831,000.00	\$2,370.90	\$3,387.00	\$39.24	\$5,797.14
\$831,000.01	to	\$832,000.00	\$2,373.35	\$3,390.50	\$39.24	\$5,803.09
\$832,000.01	to	\$833,000.00	\$2,375.80	\$3,394.00	\$39.24	\$5,809.04
\$833,000.01	to	\$834,000.00	\$2,378.25	\$3,397.50	\$39.24	\$5,814.99
\$834,000.01	to	\$835,000.00	\$2,380.70	\$3,401.00	\$39.24	\$5,820.94
\$835,000.01	to	\$836,000.00	\$2,383.15	\$3,404.50	\$39.24	\$5,826.89
\$836,000.01	to	\$837,000.00	\$2,385.60	\$3,408.00	\$39.24	\$5,832.84
\$837,000.01	to	\$838,000.00	\$2,388.05	\$3,411.50	\$39.24	\$5,838.79
\$838,000.01	to	\$839,000.00	\$2,390.50	\$3,415.00	\$39.24	\$5,844.74
\$839,000.01	to	\$840,000.00	\$2,392.95	\$3,418.50	\$39.24	\$5,850.69
\$840,000.01	to	\$841,000.00	\$2,395.40	\$3,422.00	\$39.24	\$5,856.64
\$841,000.01	to	\$842,000.00	\$2,397.85	\$3,425.50	\$39.24	\$5,862.59
\$842,000.01	to	\$843,000.00	\$2,400.30	\$3,429.00	\$39.24	\$5,868.54
\$843,000.01	to	\$844,000.00	\$2,402.75	\$3,432.50	\$39.24	\$5,874.49
\$844,000.01	to	\$845,000.00	\$2,405.20	\$3,436.00	\$39.24	\$5,880.44
\$845,000.01	to	\$846,000.00	\$2,407.65	\$3,439.50	\$39.24	\$5,886.39
\$846,000.01	to	\$847,000.00	\$2,410.10	\$3,443.00	\$39.24	\$5,892.34
\$847,000.01	to	\$848,000.00	\$2,412.55	\$3,446.50	\$39.24	\$5,898.29
\$848,000.01	to	\$849,000.00	\$2,415.00	\$3,450.00	\$39.24	\$5,904.24
\$849,000.01	to	\$850,000.00	\$2,417.45	\$3,453.50	\$39.24	\$5,910.19
\$850,000.01	to	\$851,000.00	\$2,419.90	\$3,457.00	\$39.24	\$5,916.14
\$851,000.01	to	\$852,000.00	\$2,422.35	\$3,460.50	\$39.24	\$5,922.09
\$852,000.01	to	\$853,000.00	\$2,424.80	\$3,464.00	\$39.24	\$5,928.04
\$853,000.01	to	\$854,000.00	\$2,427.25	\$3,467.50	\$39.24	\$5,933.99
\$854,000.01	to	\$855,000.00	\$2,429.70	\$3,471.00	\$39.24	\$5,939.94
\$855,000.01	to	\$856,000.00	\$2,432.15	\$3,474.50	\$39.24	\$5,945.89
\$856,000.01	to	\$857,000.00	\$2,434.60	\$3,478.00	\$39.24	\$5,951.84
\$857,000.01	to	\$858,000.00	\$2,437.05	\$3,481.50	\$39.24	\$5,957.79
\$858,000.01	to	\$859,000.00	\$2,439.50	\$3,485.00	\$39.24	\$5,963.74

Total Valuation			Plan Check Fee	Permit Fee	Permit Issuance	Total Fees
\$859,000.01	to	\$860,000.00	\$2,441.95	\$3,488.50	\$39.24	\$5,969.69
\$860,000.01	to	\$861,000.00	\$2,444.40	\$3,492.00	\$39.24	\$5,975.64
\$861,000.01	to	\$862,000.00	\$2,446.85	\$3,495.50	\$39.24	\$5,981.59
\$862,000.01	to	\$863,000.00	\$2,449.30	\$3,499.00	\$39.24	\$5,987.54
\$863,000.01	to	\$864,000.00	\$2,451.75	\$3,502.50	\$39.24	\$5,993.49
\$864,000.01	to	\$865,000.00	\$2,454.20	\$3,506.00	\$39.24	\$5,999.44
\$865,000.01	to	\$866,000.00	\$2,456.65	\$3,509.50	\$39.24	\$6,005.39
\$866,000.01	to	\$867,000.00	\$2,459.10	\$3,513.00	\$39.24	\$6,011.34
\$867,000.01	to	\$868,000.00	\$2,461.55	\$3,516.50	\$39.24	\$6,017.29
\$868,000.01	to	\$869,000.00	\$2,464.00	\$3,520.00	\$39.24	\$6,023.24
\$869,000.01	to	\$870,000.00	\$2,466.45	\$3,523.50	\$39.24	\$6,029.19
\$870,000.01	to	\$871,000.00	\$2,468.90	\$3,527.00	\$39.24	\$6,035.14
\$871,000.01	to	\$872,000.00	\$2,471.35	\$3,530.50	\$39.24	\$6,041.09
\$872,000.01	to	\$873,000.00	\$2,473.80	\$3,534.00	\$39.24	\$6,047.04
\$873,000.01	to	\$874,000.00	\$2,476.25	\$3,537.50	\$39.24	\$6,052.99
\$874,000.01	to	\$875,000.00	\$2,478.70	\$3,541.00	\$39.24	\$6,058.94
\$875,000.01	to	\$876,000.00	\$2,481.15	\$3,544.50	\$39.24	\$6,064.89
\$876,000.01	to	\$877,000.00	\$2,483.60	\$3,548.00	\$39.24	\$6,070.84
\$877,000.01	to	\$878,000.00	\$2,486.05	\$3,551.50	\$39.24	\$6,076.79
\$878,000.01	to	\$879,000.00	\$2,488.50	\$3,555.00	\$39.24	\$6,082.74
\$879,000.01	to	\$880,000.00	\$2,490.95	\$3,558.50	\$39.24	\$6,088.69
\$880,000.01	to	\$881,000.00	\$2,493.40	\$3,562.00	\$39.24	\$6,094.64
\$881,000.01	to	\$882,000.00	\$2,495.85	\$3,565.50	\$39.24	\$6,100.59
\$882,000.01	to	\$883,000.00	\$2,498.30	\$3,569.00	\$39.24	\$6,106.54
\$883,000.01	to	\$884,000.00	\$2,500.75	\$3,572.50	\$39.24	\$6,112.49
\$884,000.01	to	\$885,000.00	\$2,503.20	\$3,576.00	\$39.24	\$6,118.44
\$885,000.01	to	\$886,000.00	\$2,505.65	\$3,579.50	\$39.24	\$6,124.39
\$886,000.01	to	\$887,000.00	\$2,508.10	\$3,583.00	\$39.24	\$6,130.34
\$887,000.01	to	\$888,000.00	\$2,510.55	\$3,586.50	\$39.24	\$6,136.29
\$888,000.01	to	\$889,000.00	\$2,513.00	\$3,590.00	\$39.24	\$6,142.24
\$889,000.01	to	\$890,000.00	\$2,515.45	\$3,593.50	\$39.24	\$6,148.19
\$890,000.01	to	\$891,000.00	\$2,517.90	\$3,597.00	\$39.24	\$6,154.14
\$891,000.01	to	\$892,000.00	\$2,520.35	\$3,600.50	\$39.24	\$6,160.09
\$892,000.01	to	\$893,000.00	\$2,522.80	\$3,604.00	\$39.24	\$6,166.04
\$893,000.01	to	\$894,000.00	\$2,525.25	\$3,607.50	\$39.24	\$6,171.99
\$894,000.01	to	\$895,000.00	\$2,527.70	\$3,611.00	\$39.24	\$6,177.94
\$895,000.01	to	\$896,000.00	\$2,530.15	\$3,614.50	\$39.24	\$6,183.89
\$896,000.01	to	\$897,000.00	\$2,532.60	\$3,618.00	\$39.24	\$6,189.84
\$897,000.01	to	\$898,000.00	\$2,535.05	\$3,621.50	\$39.24	\$6,195.79
\$898,000.01	to	\$899,000.00	\$2,537.50	\$3,625.00	\$39.24	\$6,201.74
\$899,000.01	to	\$900,000.00	\$2,539.95	\$3,628.50	\$39.24	\$6,207.69
\$900,000.01	to	\$901,000.00	\$2,542.40	\$3,632.00	\$39.24	\$6,213.64
\$901,000.01	to	\$902,000.00	\$2,544.85	\$3,635.50	\$39.24	\$6,219.59
\$902,000.01	to	\$903,000.00	\$2,547.30	\$3,639.00	\$39.24	\$6,225.54
\$903,000.01	to	\$904,000.00	\$2,549.75	\$3,642.50	\$39.24	\$6,231.49
\$904,000.01	to	\$905,000.00	\$2,552.20	\$3,646.00	\$39.24	\$6,237.44

Total Valuation			Plan Check Fee	Permit Fee	Permit Issuance	Total Fees
\$905,000.01	to	\$906,000.00	\$2,554.65	\$3,649.50	\$39.24	\$6,243.39
\$906,000.01	to	\$907,000.00	\$2,557.10	\$3,653.00	\$39.24	\$6,249.34
\$907,000.01	to	\$908,000.00	\$2,559.55	\$3,656.50	\$39.24	\$6,255.29
\$908,000.01	to	\$909,000.00	\$2,562.00	\$3,660.00	\$39.24	\$6,261.24
\$909,000.01	to	\$910,000.00	\$2,564.45	\$3,663.50	\$39.24	\$6,267.19
\$910,000.01	to	\$911,000.00	\$2,566.90	\$3,667.00	\$39.24	\$6,273.14
\$911,000.01	to	\$912,000.00	\$2,569.35	\$3,670.50	\$39.24	\$6,279.09
\$912,000.01	to	\$913,000.00	\$2,571.80	\$3,674.00	\$39.24	\$6,285.04
\$913,000.01	to	\$914,000.00	\$2,574.25	\$3,677.50	\$39.24	\$6,290.99
\$914,000.01	to	\$915,000.00	\$2,576.70	\$3,681.00	\$39.24	\$6,296.94
\$915,000.01	to	\$916,000.00	\$2,579.15	\$3,684.50	\$39.24	\$6,302.89
\$916,000.01	to	\$917,000.00	\$2,581.60	\$3,688.00	\$39.24	\$6,308.84
\$917,000.01	to	\$918,000.00	\$2,584.05	\$3,691.50	\$39.24	\$6,314.79
\$918,000.01	to	\$919,000.00	\$2,586.50	\$3,695.00	\$39.24	\$6,320.74
\$919,000.01	to	\$920,000.00	\$2,588.95	\$3,698.50	\$39.24	\$6,326.69
\$920,000.01	to	\$921,000.00	\$2,591.40	\$3,702.00	\$39.24	\$6,332.64
\$921,000.01	to	\$922,000.00	\$2,593.85	\$3,705.50	\$39.24	\$6,338.59
\$922,000.01	to	\$923,000.00	\$2,596.30	\$3,709.00	\$39.24	\$6,344.54
\$923,000.01	to	\$924,000.00	\$2,598.75	\$3,712.50	\$39.24	\$6,350.49
\$924,000.01	to	\$925,000.00	\$2,601.20	\$3,716.00	\$39.24	\$6,356.44
\$925,000.01	to	\$926,000.00	\$2,603.65	\$3,719.50	\$39.24	\$6,362.39
\$926,000.01	to	\$927,000.00	\$2,606.10	\$3,723.00	\$39.24	\$6,368.34
\$927,000.01	to	\$928,000.00	\$2,608.55	\$3,726.50	\$39.24	\$6,374.29
\$928,000.01	to	\$929,000.00	\$2,611.00	\$3,730.00	\$39.24	\$6,380.24
\$929,000.01	to	\$930,000.00	\$2,613.45	\$3,733.50	\$39.24	\$6,386.19
\$930,000.01	to	\$931,000.00	\$2,615.90	\$3,737.00	\$39.24	\$6,392.14
\$931,000.01	to	\$932,000.00	\$2,618.35	\$3,740.50	\$39.24	\$6,398.09
\$932,000.01	to	\$933,000.00	\$2,620.80	\$3,744.00	\$39.24	\$6,404.04
\$933,000.01	to	\$934,000.00	\$2,623.25	\$3,747.50	\$39.24	\$6,409.99
\$934,000.01	to	\$935,000.00	\$2,625.70	\$3,751.00	\$39.24	\$6,415.94
\$935,000.01	to	\$936,000.00	\$2,628.15	\$3,754.50	\$39.24	\$6,421.89
\$936,000.01	to	\$937,000.00	\$2,630.60	\$3,758.00	\$39.24	\$6,427.84
\$937,000.01	to	\$938,000.00	\$2,633.05	\$3,761.50	\$39.24	\$6,433.79
\$938,000.01	to	\$939,000.00	\$2,635.50	\$3,765.00	\$39.24	\$6,439.74
\$939,000.01	to	\$940,000.00	\$2,637.95	\$3,768.50	\$39.24	\$6,445.69
\$940,000.01	to	\$941,000.00	\$2,640.40	\$3,772.00	\$39.24	\$6,451.64
\$941,000.01	to	\$942,000.00	\$2,642.85	\$3,775.50	\$39.24	\$6,457.59
\$942,000.01	to	\$943,000.00	\$2,645.30	\$3,779.00	\$39.24	\$6,463.54
\$943,000.01	to	\$944,000.00	\$2,647.75	\$3,782.50	\$39.24	\$6,469.49
\$944,000.01	to	\$945,000.00	\$2,650.20	\$3,786.00	\$39.24	\$6,475.44
\$945,000.01	to	\$946,000.00	\$2,652.65	\$3,789.50	\$39.24	\$6,481.39
\$946,000.01	to	\$947,000.00	\$2,655.10	\$3,793.00	\$39.24	\$6,487.34
\$947,000.01	to	\$948,000.00	\$2,657.55	\$3,796.50	\$39.24	\$6,493.29
\$948,000.01	to	\$949,000.00	\$2,660.00	\$3,800.00	\$39.24	\$6,499.24
\$949,000.01	to	\$950,000.00	\$2,662.45	\$3,803.50	\$39.24	\$6,505.19
\$950,000.01	to	\$951,000.00	\$2,664.90	\$3,807.00	\$39.24	\$6,511.14

Total Valuation			Plan Check Fee	Permit Fee	Permit Issuance	Total Fees
\$951,000.01	to	\$952,000.00	\$2,667.35	\$3,810.50	\$39.24	\$6,517.09
\$952,000.01	to	\$953,000.00	\$2,669.80	\$3,814.00	\$39.24	\$6,523.04
\$953,000.01	to	\$954,000.00	\$2,672.25	\$3,817.50	\$39.24	\$6,528.99
\$954,000.01	to	\$955,000.00	\$2,674.70	\$3,821.00	\$39.24	\$6,534.94
\$955,000.01	to	\$956,000.00	\$2,677.15	\$3,824.50	\$39.24	\$6,540.89
\$956,000.01	to	\$957,000.00	\$2,679.60	\$3,828.00	\$39.24	\$6,546.84
\$957,000.01	to	\$958,000.00	\$2,682.05	\$3,831.50	\$39.24	\$6,552.79
\$958,000.01	to	\$959,000.00	\$2,684.50	\$3,835.00	\$39.24	\$6,558.74
\$959,000.01	to	\$960,000.00	\$2,686.95	\$3,838.50	\$39.24	\$6,564.69
\$960,000.01	to	\$961,000.00	\$2,689.40	\$3,842.00	\$39.24	\$6,570.64
\$961,000.01	to	\$962,000.00	\$2,691.85	\$3,845.50	\$39.24	\$6,576.59
\$962,000.01	to	\$963,000.00	\$2,694.30	\$3,849.00	\$39.24	\$6,582.54
\$963,000.01	to	\$964,000.00	\$2,696.75	\$3,852.50	\$39.24	\$6,588.49
\$964,000.01	to	\$965,000.00	\$2,699.20	\$3,856.00	\$39.24	\$6,594.44
\$965,000.01	to	\$966,000.00	\$2,701.65	\$3,859.50	\$39.24	\$6,600.39
\$966,000.01	to	\$967,000.00	\$2,704.10	\$3,863.00	\$39.24	\$6,606.34
\$967,000.01	to	\$968,000.00	\$2,706.55	\$3,866.50	\$39.24	\$6,612.29
\$968,000.01	to	\$969,000.00	\$2,709.00	\$3,870.00	\$39.24	\$6,618.24
\$969,000.01	to	\$970,000.00	\$2,711.45	\$3,873.50	\$39.24	\$6,624.19
\$970,000.01	to	\$971,000.00	\$2,713.90	\$3,877.00	\$39.24	\$6,630.14
\$971,000.01	to	\$972,000.00	\$2,716.35	\$3,880.50	\$39.24	\$6,636.09
\$972,000.01	to	\$973,000.00	\$2,718.80	\$3,884.00	\$39.24	\$6,642.04
\$973,000.01	to	\$974,000.00	\$2,721.25	\$3,887.50	\$39.24	\$6,647.99
\$974,000.01	to	\$975,000.00	\$2,723.70	\$3,891.00	\$39.24	\$6,653.94
\$975,000.01	to	\$976,000.00	\$2,726.15	\$3,894.50	\$39.24	\$6,659.89
\$976,000.01	to	\$977,000.00	\$2,728.60	\$3,898.00	\$39.24	\$6,665.84
\$977,000.01	to	\$978,000.00	\$2,731.05	\$3,901.50	\$39.24	\$6,671.79
\$978,000.01	to	\$979,000.00	\$2,733.50	\$3,905.00	\$39.24	\$6,677.74
\$979,000.01	to	\$980,000.00	\$2,735.95	\$3,908.50	\$39.24	\$6,683.69
\$980,000.01	to	\$981,000.00	\$2,738.40	\$3,912.00	\$39.24	\$6,689.64
\$981,000.01	to	\$982,000.00	\$2,740.85	\$3,915.50	\$39.24	\$6,695.59
\$982,000.01	to	\$983,000.00	\$2,743.30	\$3,919.00	\$39.24	\$6,701.54
\$983,000.01	to	\$984,000.00	\$2,745.75	\$3,922.50	\$39.24	\$6,707.49
\$984,000.01	to	\$985,000.00	\$2,748.20	\$3,926.00	\$39.24	\$6,713.44
\$985,000.01	to	\$986,000.00	\$2,750.65	\$3,929.50	\$39.24	\$6,719.39
\$986,000.01	to	\$987,000.00	\$2,753.10	\$3,933.00	\$39.24	\$6,725.34
\$987,000.01	to	\$988,000.00	\$2,755.55	\$3,936.50	\$39.24	\$6,731.29
\$988,000.01	to	\$989,000.00	\$2,758.00	\$3,940.00	\$39.24	\$6,737.24
\$989,000.01	to	\$990,000.00	\$2,760.45	\$3,943.50	\$39.24	\$6,743.19
\$990,000.01	to	\$991,000.00	\$2,762.90	\$3,947.00	\$39.24	\$6,749.14
\$991,000.01	to	\$992,000.00	\$2,765.35	\$3,950.50	\$39.24	\$6,755.09
\$992,000.01	to	\$993,000.00	\$2,767.80	\$3,954.00	\$39.24	\$6,761.04
\$993,000.01	to	\$994,000.00	\$2,770.25	\$3,957.50	\$39.24	\$6,766.99
\$994,000.01	to	\$995,000.00	\$2,772.70	\$3,961.00	\$39.24	\$6,772.94
\$995,000.01	to	\$996,000.00	\$2,775.15	\$3,964.50	\$39.24	\$6,778.89
\$996,000.01	to	\$997,000.00	\$2,777.60	\$3,968.00	\$39.24	\$6,784.84

Total Valuation			Plan Check Fee	Permit Fee	Permit Issuance	Total Fees
\$997,000.01	to	\$998,000.00	\$2,780.05	\$3,971.50	\$39.24	\$6,790.79
\$998,000.01	to	\$999,000.00	\$2,782.50	\$3,975.00	\$39.24	\$6,796.74
\$999,000.01	to	\$1,000,000.00	\$2,784.95	\$3,978.50	\$39.24	\$6,802.69

\$1,000,000.01 + \$3,978.50 for the first \$1,000,000, plus \$1.70 for each \$1,000 or fraction thereof.

based on E15 permit fee set by reso

Public Works - Engineering and Encroachment Fee Schedule (Effective July 1, 2025)		
Service Name	Fee Amount	Deposit/Fee
DEVELOPMENT FEES		
Final Tract Map	\$2,000	Deposit
Final Parcel Map	\$2,000	Deposit
Lot Line Adjustment	\$2,000	Deposit
Amending Final Maps	\$2,000	Deposit
Certificate of Correction	\$2,000	Deposit
Certificate of Compliance	\$2,000	Deposit
Agreements (Subdivision Improvement, Maintenance) ²	\$2,000	Deposit
IMPROVEMENT PLAN CHECKING		
Improvement Plan Checks (Civil and Landscape)	\$5,000	Deposit
LANDSCAPE INSPECTIONS		
Inspection Fees	\$2,000	Deposit ³
OTHER		
Flood Hazard Review	\$1,000	Deposit
Technical Report and Real Property Reviews	\$1,000	Deposit
After hours inspection	\$200	Fee ⁴
ENCROACHMENT FEES		
Traffic Control Plan Review	\$2,000	Deposit
Inspections in Public Right-of-Way	\$100	Fee ³
Agreements (Easement, Encroachment, Maintenance, License)	\$2,000	Deposit
Storage of Trash Bin in the Public Right-of-Way	\$75	Flat Fee
Storage of Paver Pallets in the Public Right-of-Way	\$300	Flat Fee
Pools and Spas	\$300	Flat Fee
For all other work	\$100	Fee ³
After Hours Inspection	\$200	Fee ⁴
Saturday Work Permit	\$550	Fee ⁵
TRANSPORTATION PERMITS⁶		
Single Transportation Permit	\$16	Fee
Annual Transportation Permit	\$90	Fee

Notes:

1. The deposit amount required at the time of submittal is an estimate of the cost of an average project. An hourly rate of \$100 will be charged against the deposit for actual staff time to process the application. Additionally, should the services of external third-party consultants on behalf of the City be necessary for application review, these direct costs incurred by the City will also be charged against the deposit. Total processing costs may be more or less than the initial deposit. If the actual cost exceeds the deposit, additional funds will be required to continue processing the project. If the actual cost is less than the deposit, the balance will be refunded. Flat-fee amounts are nonrefundable.

2. Agreements (Including but not limited to Easement, Property, Subdivision Improvement, Maintenance, License, or Right of Way Disposition)

3. Fees will be based on the estimated number of inspection hours. Minimum two (2) inspections per day, at the hourly rate of \$100. If an individual inspection lasts more than one hour the inspector may charge an additional hourly rate beyond the first hour.

4. Minimum of Two (2) hours, twice the normal hourly rate of \$100. Normal Business Hours are Monday-Friday from 8 am to 5 pm. Fees will be based on the estimated number of inspection hours, the inspector may charge an additional hourly rate beyond the two hours.

5. Saturday Work Permit fee is an addition to any inspection fees.

6. Fee set by the State. Fee will be automatically adjusted in accordance with updates by the state.

7. For services requested of City staff which have no deposit/fee listed in this fee schedule, the Public Works Director or their designee shall determine the appropriate deposit/fee based on the established hourly rate. Additionally, the City will pass-through to the applicant any incurred costs from the use of external third-party consultants if required to process the specific request or application.

8. Flat fees and hourly rates charges against deposits shall be annually adjusted based on CPI (Los Angeles Index). Annual rate adjustments do not apply to the storage of Paver Pallets in the Public Right-of-Way, Pools and Spas, or the Storage of Trash Bins in the Public Right-of-Way.

Electric Vehicle Charging Station Fee Schedule (Effective January 1, 2025)		
Fee Description	Fee Amount	When Fee is Assessed
CHARGING FEE²		
Level 2 Charging Station	\$0.25 per kilowatt hour	Upon Plug-In
Level 3 Direct Current Fast Charging Station	\$0.40 per kilowatt hour	Upon Plug-In
OVERSTAY FEE³	\$15.00 per hour (\$0.25 per minute)	See Note 3 below
DWELL TIME FEE⁴	\$10.00 per hour (\$0.167 per minute)	See Note 4 below
Notes: 1. The charging time limit for all City-owned Electric Vehicle (EV) charging stations is three (3) hours with a 15-minute grace period, with the exception of the EV charging stations located at the Laguna Niguel/Mission Viejo Metrolink Station. 2. The Charging Fee is assessed at all City-owned EV charging station upon plugging into the station, with the exception of the portable, solar-powered stations. 3. The Overstay Fee is assessed at all City-owned EV charging stations following the expiration of the 3-hour charging time limit and 15-minute grace period, with the exception of the EV charging stations located at the Laguna Niguel/Mission Viejo Metrolink Station. 4. The Dwell Time Fee is assessed at all City-owned EV charging stations at the time an EV battery is fully charged and following the expiration of a 15-minute grace period, with the exception of the EV charging stations located at the Laguna Niguel/Mission Viejo Metrolink Station. 5. Fees collected from the public for its use of the City-owned EV charging stations shall be used to offset the City's electricity and operating costs.		

Metrolink Bike Locker Rental Fee Schedule	
Fee Description	Fee Amount
Initial deposit	\$50
First three months	\$15
Each subsequent month	\$5
Notes: 1. Payment of \$65 is collected upon the City's receipt of a completed Bike Locker Rental Agreement form. This includes a one-time, \$50 refundable deposit for the locker key and advance payment for three (3) months of bicycle locker rental fees. A \$5 rental fee will be collected on month four and on the 1st of each month thereafter for as long as you rent the bicycle locker. 2. \$50 deposit will be refunded upon the return of the bike locker key with 60 days of rental expiration.	

Crown Valley Community Center: Facility Use Fee Schedule (Effective July 1, 2025)						
Fee Description	Fee Amount					
Reservable Spaces	Resident, Non-Profit	Resident, Private	Resident, Commercial	Non-Resident, Non-Profit	Non-Resident, Private	Non-Resident, Commercial
Fit Terrace 1	\$20	\$30	\$60	\$30	\$60	\$90
Fit Terrace 2	\$20	\$30	\$60	\$30	\$60	\$90
CoLab	\$35	\$45	\$75	\$45	\$75	\$105
Think Tank	\$35	\$45	\$75	\$45	\$75	\$105
View Room	\$50	\$65	\$115	\$65	\$115	\$165
View Room A	\$40	\$50	\$80	\$50	\$80	\$110
View Room B	\$35	\$45	\$75	\$45	\$75	\$105
Studio	\$50	\$60	\$110	\$60	\$110	\$160
Live Well	\$55	\$65	\$115	\$65	\$115	\$165
Saddleback Deck	\$120	\$130	\$225	\$130	\$225	\$320
Crown Ballroom	\$145	\$190	\$300	\$190	\$300	\$395
Crown A	\$95	\$125	\$250	\$125	\$250	\$315
Crown B	\$95	\$125	\$250	\$125	\$250	\$315
Catering Kitchen	\$55	\$65	\$80	\$65	\$80	\$95
Prep Kitchen	\$30	\$40	\$55	\$40	\$55	\$70
Exclusive Use of Facility Fee (includes 15% discount)						
	\$500	\$600	\$1,015	\$600	\$1,015	\$1,432
Note: Amphitheater, Valley Plaza, and Sprayground not included in exclusive use agreements						

Reservable Exterior Spaces	Resident, Non-Profit	Resident, Private	Resident, Commercial	Non-Resident, Non-Profit	Non-Resident, Private	Non-Resident, Commercial
Valley Plaza	\$20	\$30	\$60	\$30	\$60	\$90
Sprayground	\$20	\$30	\$60	\$30	\$60	\$90
Amphitheater	\$50	\$70	\$175	\$70	\$90	\$225

Security Deposit (no change)	Flat Fee Amount
Full Ballroom	\$500
Half Ballroom	\$300
All Other Rooms	\$100
Activities Including Alcohol	\$500
Equipment Fees	Fee Amount
Wooden Chairs (up to 208)	\$5 each
Cocktail Tables (up to 10)	\$15 each
Bars (up to 2)	\$100 each
Miscellaneous Fees	Fee Amount
Unauthorized Extension of Time Penalty Fee	\$100/hour
Incidental Fee	Actual Cost
Janitorial Services*	*Actual Cost

*Estimated at \$175

Sea Country Senior & Community Center Facility Use Fee Schedule (Effective July 20, 2021)						
Fee Description	Fee Amount					
Reservable Spaces	Resident, Non-Profit	Resident, Private	Resident, Commercial	Non-Resident, Non-Profit	Non-Resident, Private	Non-Resident, Commercial
Sun Room	\$20	\$30	\$60	\$30	\$60	\$90
Oak Room	\$35	\$55	\$75	\$55	\$75	\$95
Billiards	\$35	\$55	\$75	\$55	\$75	\$95
Aspen Room	\$35	\$55	\$75	\$55	\$75	\$95
Pines	\$35	\$55	\$75	\$55	\$75	\$95
Pine A	\$30	\$50	\$70	\$50	\$70	\$90
Pine B	\$30	\$50	\$70	\$50	\$70	\$90
Yosemite Ballroom	\$80	\$120	\$160	\$120	\$160	\$200
Yosemite A	\$50	\$80	\$120	\$80	\$120	\$160
Yosemite B	\$50	\$80	\$120	\$80	\$120	\$160
Grand Ballroom	\$100	\$130	\$180	\$130	\$180	\$220
Stage Half	\$60	\$100	\$140	\$100	\$140	\$180
Dining Half	\$60	\$100	\$140	\$100	\$140	\$180
Yosemite Kitchen	\$50	\$50	\$50	\$50	\$50	\$100
Grand Kitchen	\$50	\$50	\$50	\$50	\$50	\$100
Exclusive Use of Facility Fee (includes 15% discount)						
	\$374	\$506	\$680	\$510	\$680	\$927
<i>Note: Courtyard is included in exclusive use agreements.</i>						

Reservable Exterior Spaces	Flat Fee
COURTYARD (must reserve with 1/2 Ballroom)	
*Events	\$100
**Wedding Ceremony	\$200
<i>*Set-up is per event</i>	
<i>**Special occasion set-up i.e. cocktail hour and wedding ceremony set-up</i>	

Security Deposit (no change)	Flat Fee
Full Ballroom	\$500
Half Ballroom	\$300
All Other Rooms	\$100
Activities Including Alcohol	\$500

Miscellaneous Fees	Flat Fee
Administrative Fee (Event Date Changes)	\$50
Unauthorized Extension of Time Penalty Fee	\$100
Hourly Staffing Fee (Additional Staff or Unauthorized Extension)	\$30/hr
Rental Cancellation Fee	\$75
Clean Up Fee	\$50/hr
Piano	\$50
Portable Bar & Equipment	\$100
Building/Equipment Repairs	Actual Cost of Service + 20%
**Janitorial Services	Actual Cost of Service
<i>**Estimated at \$175</i>	

Annual Fitness Center Membership	Flat Fee
Resident Group Orientation	\$25
Non-Resident Group Orientation	\$40
Resident Individual Orientation	\$45
Non-Resident Individual Orientation	\$60

Aquatics Facility Use Fee Schedule (Effective May 2, 2023)	
Fee Description	Fee Amount
DROP-IN ADMISSION	
Adult Ages 14-59yrs	\$5
Senior 60+ yrs	\$4
Youth Ages 2-13 yrs	\$4
FLEX PASS (20 swims)	
Adult Ages 14-59yrs	\$60
Non-Resident Adult	\$80
Senior 60+ yrs	\$40
Non-Resident Senior	\$60
Youth Ages 2-13 yrs	\$40
Non-Resident Youth	\$60
MAIN POOL RENTAL	
Laguna Niguel Non-Profit Youth	\$7/lane per hr
Laguna Niguel Youth Competitive	\$9/lane per hr
Non-Resident Youth	\$10/lane per hr
Resident Adult	\$9/lane per hr
Commercial/For-Profit	\$15/lane per hr
Non-Resident Adult	\$20/lane per hr
FIT POOL RENTAL	
Laguna Niguel Non-Profit Youth	\$60/hr
Laguna Niguel Youth Competitive	\$65/hr
Non-Resident Youth	\$75/hr
Resident Adult	\$70/hr
Commercial/For-Profit	\$80/hr
Non-Resident Adult	\$90/hr
<i>Note: Pool Rental fees include two (2) lifeguards.</i>	

Aquatics Events - Main Pool (Aquatics Team Competitions)	
Hourly	\$135
Day*	\$750
*7:30am set up, 8:00am - 4:00pm; includes three (3) lifeguards	

Miscellaneous Fees	
Additional Lifeguard Fee	\$35/hr
Cleaning Fee/Security Deposit	\$300, subject to size of event/rental
Main Pool Inflatables	\$200/event per rental
Dryland Training Area	\$150/month

Sports Facility Use Fee Schedule (Effective July 1, 2023)	
Fee Description	Fee Amount
ALL FIELD RENTALS	
Laguna Niguel Non-Profit Youth	\$5/hr
Laguna Niguel Youth Competitive	\$8/hr
Non-Resident Youth	\$30/hr
Resident Adult	\$20/hr
Commercial/For-Profit	\$60/hr
Non-Resident Adult	\$50/hr
ALL COURT RENTALS (per court)	
Laguna Niguel Non-Profit Youth	\$4/hr
Laguna Niguel Youth Competitive	\$6/hr
Non-Resident Youth	\$10/hr
Resident Adult	\$8/hr
Commercial/For-Profit	\$25/hr
Non-Resident Adult	\$20/hr
BALL FIELD LIGHTS	
Laguna Niguel Non-Profit Youth	\$14/hr
Laguna Niguel Youth Competitive	\$16/hr
Non-Resident Youth	\$20/hr
Resident Adult	\$22/hr
Commercial/For-Profit	\$26/hr
Non-Resident Adult	\$24/hr
SOCCER FIELD LIGHTS	
Laguna Niguel Non-Profit Youth	\$22/hr
Laguna Niguel Youth Competitive	\$24/hr
Non-Resident Youth	\$32/hr
Resident Adult	\$26/hr
Commercial/For-Profit	\$35/hr
Non-Resident Adult	\$32/hr
COURT LIGHTS	
Laguna Niguel Non-Profit Youth	\$4/hr
Laguna Niguel Youth Competitive	\$6/hr
Non-Resident Youth	\$8/hr
Resident Adult	\$4/hr
Commercial/For-Profit	\$10/hr
Non-Resident Adult	\$8/hr

Skatepark Facility Use Fee Schedule (Effective August 2, 2014)	
Fee Description	Fee Amount
ANNUAL PASS	
Resident	\$30
Non-Resident	\$60
DAILY PASS	
Resident	\$10
Non-Resident	\$10

Master Fee Schedule Supplemental Data



Updated July 1, 2025

Sea Country Senior and Community Center Facility Use Fees Supplemental Data



Adopted July 20, 2021



CITY OF LAGUNA NIGUEL CITY COUNCIL AGENDA ITEM

TO: Honorable Mayor and Council Members

FROM: Ron Rivera, Parks and Recreation Director

DATE: July 20, 2021

SUBJECT: Adoption of Resolution No. 2021-1362; the Parks and Recreation Facilities Use Policy for the Sea Country Senior and Community Center; Establish and Adopt the Parks and Recreation Facility Use Fee Schedule for the Sea Country Senior and Community Center; and Make a Finding of Exemption under CEQA.

RECOMMENDATION

Staff recommend that the City Council:

1. Hold a public hearing and receive public testimony on the agenda item; and,
2. Consider adoption of Resolution No. 2021-1362, Adopting the Parks and Recreation Facilities Use Policy for the Sea Country Senior and Community Center, and Establish and Adopt the Parks and Recreation Facility Use Fee Schedule for the Sea Country Senior and Community Center; and Make a Finding of Exemption under CEQA.

BACKGROUND

The City of Laguna Niguel has historically designated individual facilities to be available to the public for recreational, social, civic, commercial, and private activity usage. Typically, members of the public can access the facilities in accordance with established guidelines approved by the City Council in exchange for applicable rental fees set and approved by the City. On June 25, 1994, the Sea Country Senior and Community Center (SCSCC) was dedicated to the City. In 2010, the center was remodeled and expanded to its current size.

In 2014, the Parks and Recreation Facilities Use Policy and Fee schedule was updated. However, no changes have been made to the existing documents since this update. With the pending re-opening of SCSCC due to the COVID-19 pandemic, the recent completion of a fee study, and the consideration of adding fees to rooms that had not historically been part of the fee schedule, staff are bringing forth this item for consideration. Further, to support the intended use of the SCSCC, staff have prepared a formal Facilities Use Policy specific to this facility. Additionally, staff have prepared a new

Facility Use Fee Schedule that includes rental rates for the SCSCC.

The preparation and adoption of these documents are critical to the successful operations of the SCSCC. Further, developing a fee schedule for the facility is part of the City of Laguna Niguel's Comprehensive Fee Study, which addresses the core goal of Fiscal Responsibility in the Laguna Niguel Strategic Plan. Adoption of the new Facilities Use Policy and related fees will ensure that the City is prepared to allow the public to access the facilities as allowed by construction and public health guidelines and regulations.

ANALYSIS

Facility Use Policy

The Parks and Recreation Facility Use Policy for Sea Country Senior and Community Center (Attachment A) provides consistent, general facility use information, combined with specific policies pertaining to the SCSCC facility, as a simplified, more user-friendly tool for the public and staff to reference. Any additional facility use policies that may need updating will be done so in the future and shall be brought before the City Council.

Updates to the Facility Use Policy for SCSCC include the following:

- Addition of Sun Room, Billiards Room, and Aspen Room, which had previously not been part of the original policy;
- Removal of administrative procedures for facility rentals, registration, City-sponsored recreation programs, and contract instructor programs, which are included in the internal department operating procedures for staff;
- Revision of general rules and regulations to reflect trends with facility use and to ensure that staff administration time is accounted for;
- User groups are defined more clearly and concisely;
- Reformatting of the document to be more user-friendly;
- Added language in the policy that allows the City Manager discretionary authority to grant exceptions to the Policy, provided that the exception is consistent with goals and purposes of the Policy;
- Change in non-profit user group fee category eligibility from 501(c)(3) to 501(c) organizations.

The following chart provides an overview of features and regulations at the Sea Country Senior & Community Center. Day rentals during the week, Monday-Friday, are not allowed due to the dedicated operation of programs and services for seniors, ages 50 and older, during the daytime hours.

Facility	Non-Profit Requirements	Evening/Weekend Rentals	Alcohol Allowed
Sea Country Center (based on current fee schedule)	Discounted room rental rates apply to all 501(c) non-profits	M-Th, 5pm-11pm Fri., 5pm-12am Sat., 6am-12am Sun., 6am-11pm	Yes

Facility Use Fee Schedule

In addition to the Facilities Use Policy that governs how facilities are utilized, a Facility Use Fee Schedule must be established/updated and adopted to support public use of the SCSCC.

The fees to be imposed are charges imposed for entrance to or use of local government property, or the rental of local government property and are allowed to be set at rates for similar uses in surrounding jurisdictions consistent with and allowed by Article 13C, Section 1 (e)(4) of the California Constitution.

Proposed rental fees for SCSCC (Attachment C) have been established to offset the costs of maintenance, staffing, and utilities, and will keep SCSCC competitive with similar offerings from local municipalities in the region as well as the Crown Valley Community Center.

In order to officially establish these fees, a Resolution must be adopted by the City Council. Resolution No. 2021-1362 is attached to this report for City Council consideration (Attachment D).

ALTERNATIVES CONSIDERED

1. The City Council may decide not to approve the Parks and Recreation Facilities Use Policy for SCSCC and/or the Facility Use Fee Schedule for SCSCC.
2. The City Council may direct staff to return with a revised policy, fee schedule, or Resolution to be presented at a future meeting. These alternatives may delay the timely dissemination of information to the public when the Community Center opens and prevent the use of specific rules and fees for the facility.

FISCAL REVIEW

Rental revenue in the amount of \$51,000 has been included in the Fiscal Year 2021/22 adopted budget.

LEGAL REVIEW

The City Attorney's Office has reviewed this report and Resolution 2021-1362 and has approved them as to form.

CONCLUSION

Staff recommend that the City Council:

1. Hold a public hearing and receive public testimony on the agenda item; and,
2. Consider adoption of Resolution No. 2021-1362, Adopting the Parks and Recreation Facilities Use Policy for the Sea Country Senior and Community Center, Establishing and Adopting the Parks and Recreation Facility Use Fee Schedule for the Sea Country Senior and Community Center, and Making a Finding of Exemption from CEQA.




Tamara S. Letourneau
City Manager



Kevin G. Ennis, Esq.
City Attorney



Eric Hendrickson
Finance Director



Ron Rivera
Parks and Recreation Director

Attachments:

- A. Parks and Recreation Facilities Use Policy for Sea Country Senior and Community Center
- B. Proposed Parks and Recreation Facility Use Hourly Fee Schedule for Sea Country Senior and Community Center
- C. Resolution No. 2021-1362

ATTACHMENT B

**Proposed Parks and Recreation Facility Use Hourly Fee
Schedule for Sea Country Senior and Community Center**

City of Laguna Niguel
SEA COUNTRY SENIOR AND COMMUNITY CENTER Proposed Facility Use Hourly Fees

Sea Country Senior and Community Center - Reservable Spaces	Resident, Non-Profit			Resident, Private			Resident, Commercial			Non-Resident, Non-Profit			Non-Resident, Private			Non-Resident, Commercial		
	Current	Proposed	Proposed 2	Current	Proposed	Proposed 2	Current	Proposed	Proposed 2	Current	Proposed	Proposed 2	Current	Proposed	Proposed 2	Current	Proposed	Proposed 2
Sun Room	N/A	\$20.00	\$30.00	N/A	\$30.00	\$30.00	N/A	\$60.00	\$60.00	N/A	\$30.00	\$30.00	N/A	\$60.00	\$60.00	N/A	\$90.00	\$90.00
Oak Room	\$30.00	\$35.00	\$55.00	\$50.00	\$55.00	\$55.00	\$60.00	\$75.00	\$75.00	\$50.00	\$55.00	\$55.00	\$60.00	\$75.00	\$75.00	\$70.00	\$95.00	\$95.00
Billiards	N/A	\$35.00	\$55.00	N/A	\$55.00	\$55.00	N/A	\$75.00	\$75.00	N/A	\$55.00	\$55.00	N/A	\$75.00	\$75.00	N/A	\$95.00	\$95.00
Aspen Room	N/A	\$35.00	\$55.00	N/A	\$55.00	\$55.00	N/A	\$75.00	\$75.00	N/A	\$55.00	\$55.00	N/A	\$75.00	\$75.00	N/A	\$95.00	\$95.00
Pines	\$30.00	\$35.00	\$55.00	\$50.00	\$55.00	\$55.00	\$60.00	\$75.00	\$75.00	\$50.00	\$55.00	\$55.00	\$60.00	\$75.00	\$75.00	\$70.00	\$95.00	\$95.00
Pine A	\$30.00	\$30.00	\$50.00	\$50.00	\$50.00	\$50.00	\$60.00	\$70.00	\$70.00	\$50.00	\$50.00	\$50.00	\$60.00	\$70.00	\$70.00	\$70.00	\$90.00	\$90.00
Pine B	\$30.00	\$30.00	\$50.00	\$50.00	\$50.00	\$50.00	\$60.00	\$70.00	\$70.00	\$50.00	\$50.00	\$50.00	\$60.00	\$70.00	\$70.00	\$70.00	\$90.00	\$90.00
Yosemite Ballroom	\$80.00	\$80.00	\$120.00	\$120.00	\$120.00	\$120.00	\$160.00	\$160.00	\$160.00	\$120.00	\$120.00	\$120.00	\$150.00	\$160.00	\$160.00	\$200.00	\$200.00	\$200.00
Yosemite A	\$50.00	\$50.00	\$80.00	\$80.00	\$80.00	\$80.00	\$100.00	\$120.00	\$120.00	\$80.00	\$80.00	\$80.00	\$100.00	\$120.00	\$120.00	\$120.00	\$160.00	\$160.00
Yosemite B	\$50.00	\$50.00	\$80.00	\$80.00	\$80.00	\$80.00	\$100.00	\$120.00	\$120.00	\$80.00	\$80.00	\$80.00	\$100.00	\$120.00	\$120.00	\$120.00	\$160.00	\$160.00
Grand Ballroom	\$80.00	\$100.00	\$125.00	\$130.00	\$130.00	\$125.00	\$160.00	\$180.00	\$180.00	\$120.00	\$130.00	\$125.00	\$150.00	\$180.00	\$180.00	\$200.00	\$220.00	\$220.00
Stage Half	\$50.00	\$60.00	\$80.00	\$80.00	\$100.00	\$80.00	\$100.00	\$120.00	\$120.00	\$80.00	\$100.00	\$80.00	\$100.00	\$120.00	\$120.00	\$120.00	\$180.00	\$180.00
Dining Half	\$50.00	\$60.00	\$80.00	\$80.00	\$100.00	\$80.00	\$100.00	\$120.00	\$120.00	\$80.00	\$100.00	\$80.00	\$100.00	\$120.00	\$120.00	\$120.00	\$180.00	\$180.00
Yosemite Kitchen	N/A	\$50.00	\$50.00	N/A	\$50.00	\$50.00	N/A	\$50.00	\$50.00	N/A	\$50.00	\$50.00	N/A	\$50.00	\$50.00	N/A	\$100.00	\$100.00
Grand Kitchen	\$50.00	\$50.00	\$50.00	\$50.00	\$50.00	\$50.00	\$50.00	\$50.00	\$50.00	\$50.00	\$50.00	\$50.00	\$50.00	\$50.00	\$50.00	\$50.00	\$100.00	\$100.00
Exclusive Use of Facility Fee (includes 15% discount)																		
	N/A	\$374.00	N/A	N/A	\$510.00	\$506.00	N/A	\$680.00	\$594.00	N/A	\$510.00	\$506.00	N/A	\$680.00	\$667.00	N/A	\$927.00	\$927.00

NOTE: Courtyard is included in exclusive use agreements.

Sea Country - Reservable Exterior Spaces	Flat Fee
*Events	\$100.00
**Wedding Ceremony	\$200.00

*set-up as is per event

**special occasion set-up i.e. cocktail hour and wedding ceremony set-up

Miscellaneous Fees	Flat Fee
Administrative Fee (Event Date Changes)	\$50.00
Unauthorized Extension of Time Penalty Fee	\$100.00
Hourly Staffing Fee (Additional Staff or	\$30.00/hr
Unauthorized Extension)	
Rental Cancellation Fee	\$75.00
Clean Up Fee	\$50.00/hr
Piano	\$50.00
Portable Bar and Equipment	\$100.00
Building/Equipment Repairs	Actual Cost of Service + 20%
**Janitorial Services	Actual Cost of Service

**Estimated at \$175

Security Deposit (no change)	Flat Fee
Full Ballroom	\$500.00
Half Ballroom	\$300.00
All Other Rooms	\$100.00
Activities Including Alcohol	\$500.00

Athletic Facility Use Fees Supplemental Data



Adopted March 7, 2023



CITY OF LAGUNA NIGUEL CITY COUNCIL AGENDA ITEM

TO: Honorable Mayor and Council Members

FROM: Ron Rivera, Parks and Recreation Director

DATE: March 7, 2023

SUBJECT: Adoption of Resolution No. 2023-1420, Adopting the Parks and Recreation Athletics Facilities Use Policy and the Revised Parks and Recreation Athletics Facilities Use Fee Schedule; and Make a Finding of Exemption under CEQA.

RECOMMENDATION

Staff recommends that the City Council:

1. Adopt Resolution No. 2023-1420, Adopting the Parks and Recreation Athletics Facilities Use Policy and the Parks and Recreation Athletics Facility Use Fee Schedule; and,
2. Make a Finding of Exemption under CEQA.

BACKGROUND

The City of Laguna Niguel has historically designated athletic facilities to be available to the public for recreational, social, civic, commercial, and private activity usage. Typically, members of the public can access the facilities in accordance with established guidelines approved by the City Council in exchange for applicable fees set and approved by the City. The last update to the City's Athletics Facilities Use Policy (Policy) and fees took place in December 2013. No changes have been made to the existing documents since 2013.

The need to facilitate this Policy update was included as a recommendation in the Parks and Recreation Needs Assessment Report that was conducted by RJM Design Group. This recommendation was presented as part of the Needs Assessment review and adoption that took place by the Parks and Recreation Commission on April 11, 2022, and ultimately by the City Council on May 17, 2022.

In order to facilitate this Policy update, staff conducted a Parks and Recreation Commission study session on October 10, 2022, focusing on the current Athletic Facilities Use Policy. All current athletic field user groups were invited and encouraged to attend this study session as well as the November 2022 Commission meeting. This included the

City's high residency youth organizations such as Laguna Niguel Little League (LNLL), Laguna Niguel Girls Softball (LNGS), Laguna Niguel Youth Soccer Association (LNYS), AYSO Region 41, and United States Youth Volleyball League (USYVL). Both AYSO and Laguna Niguel Youth Soccer Association attended the meetings and provided feedback on the draft Policy to the Commission for consideration. Minutes from the study session are included in Attachment A. Taking the Commission's feedback into consideration, staff returned to the November 14, 2022, Parks and Recreation Commission meeting with an updated Policy. At this meeting, the Commission recommended that the City Council adopt the updated Parks and Recreation Athletic Facilities Use Policy and fees. Minutes from this meeting are included as Attachment B.

The preparation and adoption of these Policy documents are critical to the successful allocation and operations of City of Laguna Niguel Athletic Facilities. Further, updating the fee schedule for athletic facilities is part of the City of Laguna Niguel's Comprehensive Fee Study, which addresses the core goal of Fiscal Responsibility in Goal 2 of the City of Laguna Niguel's adopted Strategic Plan.

ANALYSIS

Facility Use Policy

The Parks and Recreation Athletic Facilities Use Policy (Attachment C) provides general facility use information as well as specific policies pertaining to sports field allocation.

Updates to the Athletic Facilities Use Policy includes the following:

- Language reflecting current and future use;
- Addition of required bi-annual Field Allocation Meetings;
- Priority Use Categories and Resident Percentages, including separating Youth and Adults priority;
- Non-profit Recreational Residency percentage adjusted from 75% to 70% to better reflect current demographics;
- Updated definition of "user groups", including definition of recreational and competitive user groups;
- Allocation of separate fees for user groups that have both recreational and competitive play
- Fee updates in 5 categories;
- Updated Code of Conduct (Attachment D)
- Added language in the Policy that provides the City Manager with the authority to grant exceptions to the Policy, provided that the exception is consistent with goals and purposes of the Policy;
- Change in non-profit user group fee category eligibility from 501(c)(3) to 501(c) organizations.

Facilities Use Fee Schedule

In addition to the Athletic Facilities Use Policy that governs how sports fields are utilized, a Facilities Use Fee Schedule must be established/updated and adopted to support public use of Athletic Facilities. These fees have not been updated since 2013.

The proposed fees for Athletic Facilities (Attachment E) have been established to offset the costs of maintenance, staffing, and utilities, and will keep the City of Laguna Niguel competitive with local municipalities in the region while achieving the goal of rates being lower for resident youth organizations.

The process to update the existing fees included the completion of a comprehensive fee study based on surrounding Orange County municipal agencies with similar athletic facilities. Attachment F shows the fee comparison. The data shows that the City's current field use fees are below the market average. The proposed increased athletic facilities fees will continue to be lower than surrounding cities. However, the City's fees for using athletic facilities with lights are above the market average, but do not exceed the City's cost of providing light services.

Staff is recommending the updated fees become effective July 1, 2023.

In order to officially establish these fees, a Resolution must be adopted by the City Council. Staff has prepared Resolution No. 2023-1420 for City Council adoption (Attachment G).

CALIFORNIA ENVIRONMENTAL QUALITY ACT (CEQA)

Resolution No. 2023-1420 includes the finding and determination of exemption under the California Environmental Quality Act (CEQA) that there is no possibility that the adoption of the Athletics Facilities Use Policy and the corresponding adoption of fees will have a significant effect on the environment. The Use Policy does not result in the development or redevelopment of new facilities or a change in the physical environment at any facilities. Further, the fee schedule is for the purpose of meeting the operating expenses of City departments and is, therefore, exempt from the California Environmental Quality Act (Cal. Pub. Resources Code § 21080 *et seq.*) pursuant to Public Resources Code Section 21080(b)(8).

ALTERNATIVES CONSIDERED

- 1.) The City Council may decide not to approve the updated Parks and Recreation Athletics Facilities Use Policy and/or the Athletics Facility Use Fee Schedule.
- 2.) The City Council may direct staff to return with a further revised Policy, fee schedule, or resolution to be presented at a future meeting. These alternatives are not recommended as they may delay the timely dissemination of information to the user groups when the Fall season allocations begin in the summer of 2023.

FISCAL REVIEW

The table below shows the current Athletic Facilities Fees and the proposed Athletic Facilities Fees.

User Groups		Laguna Niguel Non-Profit Youth (A&B)	Laguna Niguel Youth Competitive (C, D, E)	Non-Resident Youth (F)	Resident Adult (G&H)	Commercial/For-Profit (I)	Non-Resident Adult (J)
All Field Rentals	Current Fee	\$3/hr.	\$8/hr.	\$25/hr.	\$15/hr.	\$50/hr.	\$50/hr.
	Proposed Fee	\$5/hr.	\$8/hr.	\$30/hr.	\$20/hr.	\$60/hr.	\$50/hr.
All Court Rentals (per court)	Current Fee	\$2/hr.	\$4/hr.	\$6/hr.	\$6/hr.	\$14/hr.	\$14/hr.
	Proposed Fee	\$4/hr.	\$6/hr.	\$10/hr.	\$8/hr.	\$25/hr.	\$20/hr.
Ball Field Lights	Current Fee	\$18/hr.	\$24/hr.	\$30/hr.	\$24/hr.	\$30/hr.	\$30/hr.
	Proposed Fee	\$14/hr.	\$16/hr.	\$20/hr.	\$22/hr.	\$26/hr.	\$24/hr.
Soccer Field Lights	Current Fee	\$22/hr.	\$22/hr.	\$30/hr.	\$24/hr.	\$30/hr.	\$30/hr.
	Proposed Fee	\$22/hr.	\$24/hr.	\$32/hr.	\$26/hr.	\$35/hr.	\$32/hr.
Court Lights	Current Fee	\$2/hr.	\$4/hr.	\$6/hr.	\$2/hr.	\$6/hr.	\$6/hr.
	Proposed Fee	\$4/hr.	\$6/hr.	\$8/hr.	\$4/hr.	\$10/hr.	\$8/hr.

The fees collected from user groups offset the cost of athletic facilities operations. Currently fees collected account for 40% of the total cost to operate the fields. Additional funds are allocated in the general fund as part of the annual budget process. Based on field usage trends, staff estimates that approximately \$65,000 in additional revenue will be realized with the fee increase. Upon adoption by the City Council, updated revenue projections based upon updated fees, will be reflected in the FY 2023-2024 Operating Budget.

LEGAL REVIEW

The City Attorney's Office has reviewed this report and Resolution 2023-1420 and has approved them as to form.

CONCLUSION

Staff recommend that the City Council:

1. Adopt Resolution No. 2023-1420, Adopting the Parks and Recreation Athletics Facilities Use Policy and the Parks and Recreation Athletic Facility Use Fee Schedule; and,
2. Make a Finding of Exemption under CEQA.



Tamara S. Letourneau
City Manager



Nicholas Ghirelli
Interim City Attorney



Ron Rivera
Parks and Recreation Director

Attachments:

- A. Minutes of the Parks and Recreation Commission meeting on Oct. 10, 2022
- B. Minutes of the Parks and Recreation Commission meeting on Nov. 14, 2022
- C. Parks and Recreation Athletics Facilities Use Policy
- D. Code of Conduct
- E. Proposed Parks and Recreation Athletic Facilities Use Hourly Fee Schedule
- F. Chart of Market Rates/Fees
- G. Resolution No. 2023-1420

CITY OF LAGUNA NIGUEL
SPORTS FACILITY USE FEES

(Effective 7-1-2023)

City of Laguna Niguel Fee Schedule

(Effective July 2023)

User Groups	(A) & (B) Laguna Niguel Non-Profit Youth	(C),(D),(E) Laguna Niguel Youth Competitive	(F) Non-Resident Youth	(G) & (H) Resident Adult	(I) Commercial/For-Profit	(J) Non-Resident Adult
ALL FIELD RENTALS	\$5/hr.	\$8/hr.	\$30/hr.	\$20/hr.	\$60/hr.	\$50/hr.
ALL COURT RENTALS (per court)	\$4/hr.	\$6/hr.	\$10/hr.	\$8/hr.	\$25/hr.	\$20/hr.
BALL FIELD LIGHTS	\$14/hr.	\$16/hr.	\$20/hr.	\$22/hr.	\$26/hr.	\$24/hr.
SOCCER FIELD LIGHTS	\$22/hr.	\$24/hr.	\$32/hr.	\$26/hr.	\$35/hr.	\$32/hr.
COURT LIGHTS	\$4/hr.	\$6/hr.	\$8/hr.	\$4/hr.	\$10/hr.	\$8/hr.

ATTACHMENT F

Chart of Market Rates/Fees

LN FEE STUDY 2022

		Resident, NP, Volunteer, Youth Rec., > 200 residents registered (Group A)	Resident, NP, Youth Rec., < 200 residents registered (Group B)	Resident, NP, Youth Competitive, > 200 residents registered (Group C)	Resident, NP, Youth Competitive, < 200 residents registered (Group D)	Resident, FP, Youth Club/Travel (Group E)	Non-Resident, NP, Youth Org. (Group F)	Resident, Adult Org. (Group G)	Private Resident/LN Business (Group H)	Private Resident FP and Non-Resident use (Group I)	Non-Resident Adult Org. (Group J)
*Proposed new fees											
Soccer Field	Laguna Niguel	\$3.00/hr. (\$5.00/hr)	\$3.00/hr (\$5.00/hr)	\$8.00/hr (no change)	\$8.00/hr (no change)	\$8.00/hr (no change)	\$25.00/hr (\$30.00/hr)	\$15.00/hr (\$20.00/hr)	\$15.00/hr (\$20.00/hr)	\$50.00/hr (\$60.00/hr)	\$50.00/hr (no change)
Resident = 75%	Mission Viejo	No Charge	No Charge	No Charge	No Charge	No Charge	\$25.00/hr	\$15.00/hr	N/A	N/A	\$30.00/hr
Resident = 57%	Irvine	\$10.00/player	\$25.00/hr	\$25.00/hr	\$25.00/hr	\$45.00/hr	\$30.00/hr	\$35.00/hr	\$45.00/hr	\$50.00/hr	\$40.00/hr
Resident = 90%	Lake Forest	\$2.00-\$4.00/hr	\$2.00-\$4.00/hr	\$15.00-\$20.00/hr	\$15.00-\$20.00/hr	\$25.00-\$30.00/hr	\$30.00-\$35.00/hr	\$25.00-\$30.00/hr	\$35.00-\$40.00/hr	\$50.00-\$55.00/hr	\$50.00-\$55.00/hr
	Laguna Hills	No Charge	No Charge	No Charge	No Charge	\$25.00-\$30.00/hr	\$30.00-\$35.00/hr	No Charge	\$25.00-\$30.00/hr	\$35.00-\$40.00/hr	\$35.00-\$40.00/hr
Resident = 50%	San Clemente	\$24.00-\$36.00	\$24.00-\$36.00	\$24.00-\$36.00	\$24.00-\$36.00	\$40.00-\$60.00/hr	\$30.00-\$47.50/hr	\$30.00-\$47.50/hr	\$30.00-\$47.50/hr	\$40.00-\$60.00/hr	\$40.00-\$60.00/hr
	OC Great Park	\$30.00-\$45.00/hr	\$30.00-\$45.00/hr	\$30.00-\$45.00/hr	\$30.00-\$45.00/hr	\$30.00-\$45.00/hr	\$60.00-\$70.00/hr	\$70.00-\$80.00/hr	\$55.00-\$65.00/hr	\$60.00-\$70.00/hr	\$70.00-\$80.00/hr
	Average	\$13/hr	\$15/hr	\$17/hr	\$17/hr	\$30/hr	\$37/hr	\$32/hr	\$41/hr	\$50/hr	\$47/hr
Soccer Field Lights	Laguna Niguel	\$22.00/hr (no change)	\$22.00/hr (no change)	\$24.00/hr (no change)	\$24.00/hr (no change)	\$24.00/hr (no change)	\$30.00/hr (\$32.00/hr)	\$24.00/hr (\$26.00/hr)	\$24.00/hr (\$26.00/hr)	\$30.00/hr (\$35.00/hr)	\$30.00/hr (\$32.00/hr)
	Mission Viejo	No Charge	No Charge	No Charge	No Charge	No Charge	\$34.00/hr	\$24.00/hr	N/A	N/A	\$39.00/hr
	Irvine	\$10.00/player	N/A	N/A	N/A	N/A	N/A	\$35.00/hr	N/A	\$50.00/hr	\$40.00/hr
	Lake Forest	\$6.00/hr	\$6.00/hr	\$15.00/hr	\$15.00/hr	\$15.00/hr	\$15.00/hr	\$15.00/hr	\$15.00/hr	\$20.00/hr	\$20.00/hr
	Laguna Hills	\$15.00/hr	\$15.00/hr	\$15.00/hr	\$15.00/hr	\$5.00/hr	\$10.00/hr	\$15.00/hr	\$5.00/hr	\$10.00/hr	\$10.00/hr
	San Clemente	\$15.00/hr	\$15.00/hr	\$15.00/hr	\$15.00/hr	\$15.00/hr	\$15.00/hr	\$15.00/hr	\$15.00/hr	\$15.00/hr	\$15.00/hr
	OC Great Park	\$15.00/hr	\$15.00/hr	\$15.00/hr	\$15.00/hr	\$15.00/hr	\$20.00/hr	\$20.00/hr	\$20.00/hr	\$20.00/hr	\$20.00/hr
	Average	\$10/hr	\$10/hr	\$12/hr	\$12/hr	\$12/hr	\$12/hr	\$21/hr	\$14/hr	\$23/hr	\$24/hr
Baseball/Softball Field	Laguna Niguel	\$3.00/hr. (\$5.00/hr)	\$3.00/hr (\$5.00/hr)	\$8.00/hr (no change)	\$8.00/hr (no change)	\$8.00/hr (no change)	\$25.00/hr (\$30.00/hr)	\$15.00/hr (\$20.00/hr)	\$15.00/hr (\$20.00/hr)	\$50.00/hr (\$60.00/hr)	\$50.00/hr (no change)
	Mission Viejo	No Charge	No Charge	No Charge	No Charge	No Charge	\$30.00/hr	\$20.00/hr	N/A	N/A	\$35.00/hr
	Irvine	\$10.00/player	\$25.00/hr	\$25.00/hr	\$25.00/hr	\$45.00/hr	\$30.00/hr	\$35.00/hr	\$45.00/hr	\$50.00/hr	\$40.00/hr
	Lake Forest	\$2.00-\$4.00/hr	\$2.00-\$4.00/hr	\$15.00-\$20.00/hr	\$15.00-\$20.00/hr	\$25.00-\$30.00/hr	\$30.00-\$35.00/hr	\$25.00-\$30.00/hr	\$35.00-\$40.00/hr	\$50.00-\$55.00/hr	\$50.00-\$55.00/hr
	Laguna Hills	No Charge	No Charge	No Charge	No Charge	\$25.00-\$30.00/hr	\$30.00-\$35.00/hr	No Charge	\$25.00-\$30.00/hr	\$35.00-\$40.00/hr	\$35.00-\$40.00/hr
	San Clemente	\$24.00-\$36.00	\$24.00-\$36.00	\$24.00-\$36.00	\$24.00-\$36.00	\$40.00-\$60.00/hr	\$30.00-\$47.50/hr	\$30.00-\$47.50/hr	\$30.00-\$47.50/hr	\$40.00-\$60.00/hr	\$40.00-\$60.00/hr
	OC Great Park	\$25.00-\$35.00/hr	\$25.00-\$35.00/hr	\$25.00-\$35.00/hr	\$25.00-\$35.00/hr	\$25.00-\$35.00/hr	\$35.00-\$45.00/hr	\$40.00-\$50.00/hr	\$30.00-\$41.00/hr	\$35.00-\$45.00/hr	\$40.00-\$50.00/hr
	Average	\$13/hr	\$14/hr	\$17/hr	\$17/hr	\$30/hr	\$33/hr	\$26/hr	\$37/hr	\$45/hr	\$43/hr

[illegible]

Jr/Sr Baseball Field	Laguna Niguel	\$3.00/hr. (\$5.00/hr)	\$3.00/hr (\$5.00/hr)	\$8.00/hr (no change)	\$8.00/hr (no change)	\$8.00/hr (no change)	\$25.00/hr (\$30.00/hr)	\$15.00/hr (\$20.00/hr)	\$15.00/hr (\$20.00/hr)	\$50.00/hr (\$60.00/hr)	\$50.00/hr (no change)
	Mission Viejo	No Charge	No Charge	No Charge	No Charge	No Charge	\$30.00/hr	\$20.00/hr	N/A	N/A	\$35.00/hr
	Irvine	\$10.00/player	\$25.00/hr	\$25.00/hr	\$25.00/hr	\$45.00/hr	\$30.00/hr	\$35.00/hr	\$45.00/hr	\$50.00/hr	\$40.00/hr
	Lake Forest	\$2.00-\$4.00/hr	\$2.00-\$4.00/hr	\$15.00-\$20.00/hr	\$15.00-\$20.00/hr	\$25.00-\$30.00/hr	\$30.00-\$35.00/hr	\$25.00-\$30.00/hr	\$35.00-\$40.00/hr	\$50.00-\$55.00/hr	\$50.00-\$55.00/hr
	Laguna Hills	No Charge	No Charge	No Charge	No Charge	\$25.00-\$30.00/hr	\$30.00-\$35.00/hr	No Charge	\$25.00-\$30.00/hr	\$35.00-\$40.00/hr	\$35.00-\$40.00/hr
	San Clemente	N/A	N/A	N/A	N/A	N/A	N/A	N/A	N/A	N/A	N/A
	OC Great Park	\$25.00-\$35.00/hr	\$25.00-\$35.00/hr	\$25.00-\$35.00/hr	\$25.00-\$35.00/hr	\$25.00-\$35.00/hr	\$35.00-\$45.00/hr	\$40.00-\$50.00/hr	\$30.00-\$41.00/hr	\$35.00-\$45.00/hr	\$40.00-\$50.00/hr
	Average	\$8/hr	\$11/hr	\$14/hr	\$14/hr	\$25/hr	\$32/hr	\$26/hr	\$36/hr	\$44/hr	\$42/hr
Basketball Court	Laguna Niguel	\$2.00/hr (\$4.00/hr)	\$2.00/hr (\$4.00/hr)	\$4.00/hr (\$6.00/hr)	\$4.00/hr (\$6.00/hr)	\$4.00/hr (\$6.00/hr)	\$6.00/hr (\$10.00/hr)	\$6.00/hr (\$8.00/hr)	\$4.00/hr (\$8.00/hr)	\$14.00/hr (\$25.00/hr)	\$10.00/hr (\$20.00/hr)
	Mission Viejo	N/A	N/A	N/A	N/A	N/A	N/A	N/A	N/A	N/A	N/A
	Irvine	\$10.00/player	\$10.00/hr	\$10.00/hr	\$10.00/hr	\$20.00/hr	\$12.00/hr	\$15.00/hr	\$20.00/hr	\$25.00/hr	\$17.00/hr
	Lake Forest	\$5.00/hr	\$5.00/hr	\$8.00/hr	\$8.00/hr	\$13.00/hr	\$15.00/hr	\$13.00/hr	\$20.00/hr	\$25.00/hr	\$25.00/hr
	Laguna Hills	No Charge	No Charge	No Charge	No Charge	No Charge	\$70.00/hr	\$25.00/hr	\$50.00/hr	\$105.00/hr	\$70.00/hr
	San Clemente	N/A	N/A	N/A	N/A	N/A	N/A	N/A	N/A	N/A	N/A
	OC Great Park	\$10.00/hr	\$10.00/hr	\$10.00/hr	\$10.00/hr	\$10.00/hr	\$15.00/hr	\$18.00/hr	\$12.00/hr	\$15.00/hr	\$18.00/hr
	Average	\$6/hr	\$6/hr	\$7/hr	\$7/hr	\$11/hr	\$28/hr	\$18/hr	\$26/hr	\$42/hr	\$33/hr
Basketball Court Lights	Laguna Niguel	\$2.00/hr (\$4.00/hr)	\$2.00/hr (\$4.00/hr)	\$2.00/hr (\$6.00/hr)	\$2.00/hr (\$6.00/hr)	\$4.00/hr (\$6.00/hr)	\$4.00/hr (\$8.00/hr)	\$2.00/hr (\$8.00/hr)	\$2.00/hr (\$4.00/hr)	\$6.00/hr (\$10.00/hr)	\$4.00/hr (\$8.00/hr)
	Mission Viejo	N/A	N/A	N/A	N/A	N/A	N/A	N/A	N/A	N/A	N/A
	Irvine	N/A	N/A	N/A	N/A	N/A	N/A	N/A	N/A	N/A	N/A
	Lake Forest	N/A	N/A	N/A	N/A	N/A	N/A	N/A	N/A	N/A	N/A
	Laguna Hills	\$15.00/hr	\$15.00/hr	\$15.00/hr	\$15.00/hr	\$15.00/hr	N/A	N/A	N/A	N/A	N/A
	San Clemente	N/A	N/A	N/A	N/A	N/A	N/A	N/A	N/A	N/A	N/A
	OC Great Park	\$2.00/hr	\$2.00/hr	\$2.00/hr	\$2.00/hr	\$2.00/hr	\$2.00/hr	\$2.00/hr	\$2.00/hr	\$2.00/hr	\$2.00/hr
	Average	\$9/hr	\$9/hr	\$9/hr	\$9/hr	\$9/hr	\$2/hr	\$2/hr	\$2/hr	\$2/hr	\$2/hr
Volleyball Court	Laguna Niguel	\$2.00/hr (\$4.00/hr)	\$2.00/hr (\$4.00/hr)	\$4.00/hr (\$6.00/hr)	\$4.00/hr (\$6.00/hr)	\$4.00/hr (\$6.00/hr)	\$6.00/hr (\$10.00/hr)	\$6.00/hr (\$8.00/hr)	\$4.00/hr (\$8.00/hr)	\$14.00/hr (\$25.00/hr)	\$10.00/hr (\$20.00/hr)
	Mission Viejo	\$13.00-\$39.00/hr	\$13.00-\$39.00/hr	\$13.00-\$39.00/hr	\$13.00-\$39.00/hr	\$13.00-\$39.00/hr	\$13.00-\$39.00/hr	\$13.00-\$39.00/hr	\$13.00-\$39.00/hr	\$13.00-\$39.00/hr	\$13.00-\$39.00/hr
	Irvine	\$10.00/player	\$10.00/hr	\$10.00/hr	\$10.00/hr	\$20.00/hr	\$12.00/hr	\$15.00/hr	\$20.00/hr	\$25.00/hr	\$17.00/hr
	Lake Forest	N/A	N/A	N/A	N/A	N/A	N/A	N/A	N/A	N/A	N/A
	Laguna Hills	N/A	N/A	N/A	N/A	N/A	N/A	N/A	N/A	N/A	N/A
	San Clemente	N/A	N/A	N/A	N/A	N/A	N/A	N/A	N/A	N/A	N/A
	OC Great Park	\$10.00-\$14.00/hr	\$10.00-\$14.00/hr	\$10.00-\$14.00/hr	\$10.00-\$14.00/hr	\$10.00-\$14.00/hr	\$15.00-\$19.00/hr	\$18.00-\$22.00/hr	\$12.00-\$16.00/hr	\$15.00-\$19.00/hr	\$18.00-\$22.00/hr
	Average	\$19/hr	\$16/hr	\$16/hr	\$16/hr	\$19/hr	\$18/hr	\$20/hr	\$20/hr	\$23/hr	\$21/hr

*Note: Cities listed with ranges charge different rates within the group. For example, Lake Forest charges a different fee for grass use vs. synthetic use.

Aquatics Facility Use Fees Supplemental Data



Adopted May 2, 2023



CITY OF LAGUNA NIGUEL CITY COUNCIL AGENDA ITEM

TO: Honorable Mayor and Council Members

FROM: Ron Rivera, Parks and Recreation Director

DATE: May 2, 2023

SUBJECT: Consideration of Resolution No. 2023-1426 to Adopt the Aquatics Facility Use Policy and the Revised Aquatics Facility Use Fee Schedule; and Make a Finding of Exemption under CEQA.

RECOMMENDATION

Staff recommends that the City Council:

1. Adopt Resolution No. 2023-1426 to Adopt the Aquatics Facility Use Policy and the Aquatics Facility Use Fee Schedule; and,
2. Make a Finding of Exemption under CEQA.

BACKGROUND

The City of Laguna Niguel has historically designated recreational facilities to be available to the public for recreational, social, civic, commercial, and private activity usage. Typically, members of the public can access and utilize the facilities in accordance with established guidelines approved by the City Council in exchange for applicable fees set and approved by the City. The last update to the City's Aquatics Facility Use Policy (Policy) and fees took place in December 2013. No changes have been made to the existing documents since 2013.

The need to facilitate this Policy update was included as a recommendation in the Parks and Recreation Needs Assessment Report that was conducted by RJM Design Group and was identified as a key strategy of providing sustainable Sports Facility Management including swim lessons and aquatic programming. This recommendation was presented as part of the Needs Assessment review and adoption that took place by the Parks and Recreation Commission on April 11, 2022, and ultimately by the City Council on May 17, 2022.

In order to facilitate this policy update, staff conducted a Parks and Recreation Commission study session on February 13, 2023, focusing on the current Aquatics Facility Use Policy. All aquatic user groups were invited and encouraged to attend this study session as well as the March 13, 2023, Commission meeting. This included the City's popular youth aquatic organizations, the Crown Valley Divers, and Dolphin Aquatics Swim Team. The meetings were also attended by residents who use the pool for the City's recreational adult lap swim program. Both the Crown Valley Divers and lap swim participants provided feedback on the draft Policy to the Commission for consideration. Minutes from the study session are included in "Attachment A."

Taking the Commission's feedback into consideration, staff returned to the March 13, 2023, Parks and Recreation Commission meeting with an updated Policy and fee schedule. At this meeting, the Commission recommended the City Council adopt the updated Parks and Recreation Aquatics Facility Use Policy and Aquatics Facility Use Fees. Minutes from this meeting are included as "Attachment B."

The preparation and adoption of this Policy is critical to the successful allocation and operations of the City of Laguna Niguel Aquatics Center. Further, updating the fee schedule for the aquatics facility is part of the City of Laguna Niguel's Comprehensive Fee Study, which addresses the core goal of Fiscal Responsibility in Goal 2 of the City of Laguna Niguel's adopted Strategic Plan.

ANALYSIS

Aquatics Facility Use Policy

The proposed Parks and Recreation Aquatics Facility Use Policy (Attachment C) provides general information as well as specific policies pertaining to the allocation of pool time.

Updates to the Aquatics Facility Use Policy includes the following:

- Clearly defined rules and regulations;
- Clear definitions of recreational groups and competitive user groups;
- Visual and organizational consistency with the Athletic Facility Use Policy;
- Incorporation of the dryland training area into the Policy and fee structure;
- Updated fees and fee structure;
- The addition of priority use categories and resident percentages;
- Updated Code of Conduct (Attachment D); and,
- Added language in the Policy that provides the City Manager with the authority to grant exceptions to the Policy, provided that the exception is consistent with goals and purposes of the Policy.

Aquatics Facility Use Fee Schedule

In addition to the Aquatics Facility Use Policy that governs how the pool and associated aquatics amenity elements are utilized, an Aquatics Facility Use Fee Schedule must be updated and adopted to support public use of the City's Aquatics Facility. These fees have not been updated since 2013.

The proposed fees for aquatics facility (Attachment C) have been established to offset the costs of maintenance, staffing, and programming. These fees will keep the City of Laguna Niguel competitive with local municipalities in the region while achieving the goal of having lower rates for residents and resident youth organizations.

The proposed fees based on user groups have previously not existed. Staff is recommending adding fees based on user groups to be consistent with the Athletic Facilities Use Policy, and to benefit Laguna Niguel resident user groups. The category schedule provides specific priority and fees based on residency and nonprofit status.

The process to update the existing fees included the completion of a comprehensive fee study based on surrounding Orange County municipal agencies (Attachment F). The data shows that the City's current aquatic fees are below the market average for the flex pass lap swim program and at market average for the hourly rental rates. The proposed increases in fees will keep the Laguna Niguel Aquatics Center fees comparable with surrounding cities. These fees do not exceed the City's cost of operating the aquatic facility.

Staff is recommending that, if approved, new fees go into effect on July 1, 2023. Fees are required to be adopted by Resolution. Staff has prepared Resolution No. 2023-1426 for City Council adoption (Attachment G).

CALIFORNIA ENVIRONMENTAL QUALITY ACT (CEQA)

Resolution No. 2023-1426 includes the finding and determination of exemption under the California Environmental Quality Act (CEQA) that there is no possibility that the adoption of the Aquatics Facility Use Policy and the corresponding adoption of the Aquatics Facility Use Fee Schedule will have a significant effect on the environment. The Policy does not result in the development or redevelopment of new facilities or a change in the physical environment at any facilities. Further, the fee schedule is for the purpose of meeting the operating expenses of City departments and is, therefore, exempt from the California Environmental Quality Act (Cal. Pub. Resources Code § 21080 *et seq.*) pursuant to Public Resources Code Section 21080(b)(8).

ALTERNATIVES CONSIDERED

- 1.) The City Council may decide not to approve the updated Parks and Recreation Aquatics Facility Use Policy and/or the Aquatics Facility Use Fee Schedule.
- 2.) The City Council may direct staff to return with a further revised Policy, fee schedule, or resolution to be presented at a future meeting. These alternatives are not recommended as they may delay the timely dissemination of information to the user groups prior to the Fall season.

FISCAL REVIEW

The table below shows the current and proposed Aquatics Facility Use Fees. The Flex Pass has been updated to a 20-swim pass that allows pool patrons to use the pass at their convenience. This Flex Pass would replace the current Annual Pass Program listed below.

	Drop-In Admission:		
	Adult Ages 14-59yrs	Senior 60+ yrs	Youth Ages 2-13yrs
Current Fees	\$4.00	\$3.00	\$3.00
Proposed Fees	\$5.00	\$4.00	\$4.00

The proposed Aquatics Facility Use Fee Schedule would remove the Annual Pass Fees for both residents and non-residents and will be replaced with the proposed Flex Pass.

Current Annual Pass Fees				
	Adult	Senior	Child	Child Summer
Annual Resident	\$240	\$140	\$140	\$50
Annual Non-Resident	\$320	\$210	\$210	\$70

*Flex Pass (20 Swims):		
Adult Ages 14-59yrs	Senior 60+ yrs	Youth Ages 2-13yrs
\$60	\$40	\$40
Non-Resident Adult	Non-Resident Senior	Non-Resident Youth
\$80	\$60	\$60

The proposed new user fees are categorized from A to H and account for residency, non-profit status and for-profit. They also address competitive tournament use.

Fees Based on User Group

User Groups	(A) Laguna Niguel Non-Profit Youth	(B), (C) Laguna Niguel Youth Competitive	(D) Non-Resident Youth	(E), (F) Resident Adult	(G) Commercial/For-Profit	(H) Non-Resident Adult
Main Pool	\$7/lane per hour	\$9/lane per hour	\$10/lane per hour	\$9/lane per hour	\$15/lane per hour	\$20/lane per hour
FIT Pool	\$60 per hour	\$65 per hour	\$75 per hour	\$70 per hour	\$80 per hour	\$90 per hour

Pool Rental fees include two (2) lifeguards.

Aquatics Events (Aquatics Team Competitions)		
	Hourly	Day*
Current Fees	\$100 per hour; 2 hour minimum	\$265
Proposed Fees	\$135 per hour; 2 hour minimum	\$750

* 7:30am set up, 8:00am - 4:00pm; includes three (3) lifeguards

Miscellaneous Fees		
Additional Lifeguard Fee	Current Fees: \$30/hour	Proposed Fees: \$35/hour
Cleaning Fee/Security Deposit	Current: \$300	\$300, subject to size of event/rental
Main Pool Inflatables	\$200 per event/rental	
Dryland Area	\$150/month	

The fees collected from aquatics facility users offset the cost of the Laguna Niguel Aquatics Center operations. Currently, fees collected recover 32% of the total cost to staff, operate, and maintain the facility. Additional funds are allocated in the general fund as part of the annual budget process. Based on aquatics facility usage trends, staff estimates that approximately \$25,000 in additional revenue will be received annually with the fee increase. With the proposed fee increases, the aquatics division will recover more of the costs to operate the aquatics facility. Upon adoption by the City Council, updated revenue projections based upon updated fees will be reflected in the FY 2023-2024 Operating Budget.

LEGAL REVIEW

The City Attorney's Office has reviewed this report and Resolution 2023-1426 and has approved them as to form.


CONCLUSION

Staff recommend that the City Council:

1. Adopt Resolution No. 2023-1426 Adopting the Parks and Recreation Aquatics Facility Use Policy and the Parks and Recreation Aquatics Facility Use Fee Schedule; and,
2. Make a Finding of Exemption under CEQA.

Tamara S. Letourneau
City Manager

Nicholas Ghirelli
Interim City Attorney



Ron Rivera
Parks and Recreation Director

Attachments:

- A. Minutes of the Parks and Recreation Commission meeting on Feb. 13, 2023
- B. Minutes of the Parks and Recreation Commission meeting on March 13, 2023
- C. Proposed Parks and Recreation Aquatics Facility Use Policy and Fees
- D. Code of Conduct
- E. Current Parks and Recreation Aquatics Facility Use Policy and Fee Schedule
- F. Chart of Market Rates/Fees
- G. Resolution No. 2023-1426

ATTACHMENT F

Chart of Market Rates/Fees

ORANGE COUNTY POOL FEES STUDY 2023

	Lap Swim: Resident	Lap Swim: Non-Resident	Lap Swim: Youth	Lap Swim: Senior	Lap Swim: Day Pass or Hourly?	Family Rate?	Season Pass?	Spa?	Diving Board?	Written Policy?	Written Code of Conduct?	Pool Rental Fees	Discounted % Rate? (Lap Swim)	Notes
Laguna Niguel	Adult: \$4 (\$2.75 with pass)	same for daily ticket	\$3 (Res: \$1.75, Non: \$2)	\$3 (Res: \$1.75, Non: \$2)	Hourly	No	No	Yes	Yes, weekends only	No	Yes	*\$400/2 hours	Between 31.25% and 42% decrease for flex pass per fee type	\$8 for adult \$6 for senior for private lane
												*Median prices		
Aliso Viejo	Adult: \$6	Adult: \$8	Res:\$4/Non: \$6	Res: \$3/Non:\$5	Day Pass	Yes - Res:\$13/\$16	Yes	Yes	only for swim lessons/team	Yes (swim lessons)	Yes	*\$390/2 hours	Between 18% and 40% decrease per fee type	
Anaheim	Summer only - through YMCA											N/A	N/A	Swim lessons offered at high schools and Pearson Park Pool has free public swim in summer
Brea	Summer only - no lap swim, rec swim \$3											\$300/hr, under 4 hrs	Pool rentals only in summer. Rec swim: \$3/2 hours	Resident=live, work or go to school in City
Buena Park	Summer only - Adult: \$1.50/hour	No variable rates	\$1.00/hour	No variable rates	Hourly- May to Aug, M-F, 11-12	No	Ticket books for rec swim	No	Yes. Slide too.	Yes, being revised	Yes, being revised	*\$70/hour, 100p	33% decrease for between adult and youth	Parties at Peak Park. Boisseranc Park closed for all of 2023
Costa Mesa	Adult: \$4 (Cheaper with punch passes)	Add \$5 to each pass	No variable rates	\$2 single day	Day pass, punch passes (10, 20, 30 swims)	No	Punch passes	No	No	No	Yes	Able to, but hasn't in 12 years	Between 50% and 53% decrease between adult/senior	Drop in only for lap swim, non-resident register a week later. Programming is priority over parties
Fullerton	\$4/hour													Rec swim: summer only \$2/2 hours & water aerobics \$6/class 3x/week
Garden Grove	Summer only - \$2 - only rec swim	No variable rates			1.5 hour sessions			No	No	No	No	\$80-120 1-2 hrs	N/A	2 operating shallow pools
Huntington Beach	\$3				2 hour sessions							Approx \$100/ 2hours	*See rate sheet for rate tiers, cancel fees, cleaning, policies	Offers 5 types of aqua exercise classes and "exceptional swim" for disabled persons

[illegible]

[illegible]

Planning Department Fees Supplemental Data



Adopted June 20, 2023

Fully Burdened Hourly Rate - Budget FY 2023-24 Salaries + Dept & Citywide Overhead Expenses

Description		Budget			
		2023-2024			
PLANNING PERSONNEL					
PLANNING PERSONNEL EXPENSES - SALARY & BENEFITS*		Total	Planning Related		Net
100-21-4000	Salaries - Full-Time	\$ 782,792	92%	\$	720,169
100-21-4030	Retirement	\$ 96,534	92%	\$	88,811
100-21-4031	Employee Insurance Benefits	\$ 128,964	92%	\$	118,647
100-21-4032	Disability Insurance	\$ 4,700	92%	\$	4,324
100-21-4034	Payroll Taxes	\$ 11,350	92%	\$	10,442
Subtotals		\$ 1,024,340		\$	942,393

\$942,393/(7) FTE Planning Positions/1,664 annual "net" hours= \$80.91/average hourly rate**

DEPARTMENT OVERHEAD				
MGMT/ADMIN PERSONNEL EXPENSES		Total	Planning Related	Net
100-20-4000	Salaries - Full-Time***	\$ 479,226	75% \$	359,420
100-20-4002	Salaries - Part-Time	\$ 180,851	35% \$	63,298
100-20-4003	Salaries - Overtime	\$ 2,000	35% \$	700
100-20-4020	Temporary Help	\$ 7,000	35% \$	2,450
100-20-4030	Retirement	\$ 82,889	75% \$	62,167
100-20-4031	Employee Insurance Benefits	\$ 80,409	75% \$	60,307
100-20-4032	Disability Insurance	\$ 2,811	75% \$	2,108
100-20-4034	Payroll Taxes	\$ 9,600	75% \$	7,200
100-20-4035	Other Employee Benefits	\$ 5,700	75% \$	4,275
Subtotal:		\$ 850,486		561,924

DEPT RESOURCES - EXPENSES (NON-PERSONNEL)		Total	Planning Related	Net
100-20-5007	Bank/NSF Charges	\$ 6,500	33% \$	2,145
100-20-5020	Building Supplies	\$ 5,618	33% \$	1,854
100-20-5040	Clothing & Personnel Supplies	\$ 3,922	33% \$	1,294
100-20-5080	Computer Software/Tech	\$ 262,600	-	-
100-20-5300	Equipment - Leases & Maintenance	\$ 21,520	33% \$	7,102
100-20-5440	Memberships & Dues	\$ 6,581	60% \$	3,949
100-20-5460	Office Supplies	\$ 22,260	33% \$	7,346
100-20-5500	Printing & Mailing	\$ 10,070	60% \$	6,042
100-20-5500	Public Notices	\$ 20,000	50% \$	10,000
100-20-5640	Resource Materials	\$ 1,700	80% \$	1,360
100-20-5720	Training, Meetings & Conferences	\$ 22,794	60% \$	13,676
100-20-7250	Furniture & Equipment	\$ 7,500	33% \$	2,475
100-21-5045	Committee/Commission Stipends	\$ 6,500	100% \$	6,500
100-21-6700	Plng Prof Services - Offset	\$ 165,000	-	-
100-21-67XX	Plng Prof Services (Post Entitlement) - Offset	\$ 18,500	-	-
100-21-6705	Plng Prof Services - Non-offset (one-time)	\$ 350,000	-	-
100-21-6705	Plng Prof Services - Non-offset (recurring)	\$ 147,500	66% \$	97,350
100-21-7250	General Plan Update	\$ 375,000	-	-
Subtotals:		\$ 1,453,565	\$	155,799
TOTAL INDIRECT COSTS:		\$ 779,028	\$	717,724

\$717,724/(7) FT Planning Positions/1,664 annual "net" hours** = \$61.62/hour or 76.2% (\$717,724/\$942,393)**

\$ 80.91	Planning Staff Rate/Hour
\$ 61.62	Internal Indirect Cost Rate/Hour****
\$ 11.97	External Admin/Indirect Rate: 14.8% x \$80.91****
\$ 154.50	TOTAL/HOUR

Notes:

* 7 Planners = 1 Planning Manager, 3 Senior Planners, 2 Associate/Assistant Planners, 1 Planning Technician

** Avg annual estimated net hours worked: 1,680 hrs (methodology accounts for vacation [120 hrs, 0.0577], admin leave [56 hrs], holidays [128 hrs], and sick time [96 hr]: 1,664 hours.

Director, Deputy Director, Management Analyst

Department overhead rate of \$61.62 or 76.2% is applied to hourly planning personnel rate. For reference, MGT Draft Study: 91.1%

Citywide overhead (i.e., non-Dept Costs: City Attorney, City Clerk, Finance, City Manager, IT). For reference, MGT Draft Study: 9.52%. Adjusted based on 23-24 Budget: 14.8% (See "City Overhead" Tab/Spreadsheet for details)

CITYWIDE OVERHEAD

FY 2022-23 Budget Expenditures

Overhead Departments

City Council	\$	352,269
Administration (City Manager)	\$	1,493,615
City Clerk	\$	475,397
City Attorney	\$	425,000
Finance	\$	1,180,917
Non-Departmental & IT	\$	2,771,618
Subtotal Overhead	\$	6,698,816

Operating Departments

All Other Departments	\$	45,126,980	(\$51,825,796 - \$6,698,816 = \$45,126,980)
Indirect Cost Rate:		14.8%	

South OC - Fully Burdened Hourly Rate Comparison

South OC Cities:	Aliso Viejo	Dana Point	Laguna Beach	Laguna Hills	Laguna Woods	Lake Forest	Mission Viejo	RSM	San Clemente	SJC	Avg	Laguna Niguel Current	Laguna Niguel Proposed
Hourly Rate	-	\$ 164	-	\$ 155	\$ 159	\$ 148	-		-	-	\$ 157	\$ 79	\$ 155

Fully Burdened Rate: Average salary and benefits of planning personnel + applicable department overhead + citywide overhead costs.

- * Aliso Viejo - Hourly rate based on individual staff salary/benefits (Assistant Planner to Director), ranges from ~\$85-\$157/hr. Excludes both department and citywide overhead.
- * Dana Point - Fully Burdened Rate.
- * Laguna Beach - N/A. Fixed fees for discretionary applications.
- * Laguna Hills - Fully Burdened Rate.
- * Lake Forest - Fully Burdened Rate.
- * Mission Viejo - N/A. Fixed fees for discretionary applications.
- * RSM - Hourly rate based on individual staff salary/benefits + department overhead (Assistant Planner to Director), ranges from ~ \$80-\$182/hr. Excludes citywide overhead.
- * San Clemente - Hourly rate based on individual staff salary/benefits + department overhead (Assistant Planner to City Planner), ranges from ~ \$67-\$149/hr. Excludes citywide overhead.
- * SJC - Hourly rate based on individual staff salary/benefits + department overhead + citywide overhead (Associate Planner to Principal Planner), ranges from ~ \$129-\$157/hr.
- * Laguna Niguel - Fully Burdened Rate (based on 2005 fee assessment)
- * **Fully Burdened Rates for Other OC Cities:** Newport Beach \$271/hr, Irvine \$158.50/hr,

TECHNOLOGY & GENERAL PLAN MAINTENANCE FEE

Technology Fee

FY 2023-24 FY Budget: Recurring Annual Fee

	<i>Estimated Expense</i>
EnerGov – Annual Maintenance Fee	\$126,000
Realquest/Corelogic – Assessor’s Office Data	\$7,100
BMI - Microfiche Viewer	\$4,200
Aerial Eagle (Pictometry) - Aerial Image Viewer	\$3,500
SCAG Aerial Update	\$3,000
Lobby Central - Lobby Queuing System	\$2,100
Blue Beam – Electronic Plan Review (Annual Fee)	\$1,600
Grammarly (3 users)	\$600
Stampli – Invoicing software	\$7,800
	\$155,900
Recurring Annual Tech Expenses (100-20-5080) = \$155,900	
Projected Building Revenues (100-22-3310): \$3,100,000	

Technology Cost Recovery = 2% of building plan check and permit fees = \$62,000

General Plan Maintenance Fee

	<i>Estimated Expense</i>
Laguna Niguel General Update - Every 10 years (estimated cost of \$1.24 million, \$124,000 annually, in today's dollar)	\$124,000
2023-24 FY Budget - Projected Building Revenues (100-22-3310): \$3,100,000	

General Plan Cost Recovery = 2% of building plan check and permit fees = \$62,000

Notes

- South OC Comps (Tech Fee): Both Laguna Beach and Aliso Viejo collect a technology fee based on a % of building plan check and permit fees, 1.7% and 5%, respectively.
- 2019 Draft MGT Study (Tech Fee): 4.3% of all planning and building fees collected. In other words, an applicant would be paying a technology fee both for their planning application and then again for building permits.
- South OC Comps (General Plan Fee): Laguna Beach collects a General Plan Maintenance fee based on a % of building plan check and permit fees, 3.5%.
- 2019 Draft MGT Study: 3.9% of all planning and building fees collected. In other words, an applicant would be paying a General Plan Maintenance fee both for their planning application and then again for building permits.

Community Development - Planning Division Fee Schedule (Effective July 1, 2023)

Fee Description	Current Fee	Deposit/Flat Fee	Proposed Fee	Deposit/Flat Fee
LAND USE APPROVALS				
General Plan Amendment	\$5,000	Deposit	\$10,000	Deposit
Zone Change/Zoning Code Amendment/Specific Plan Amendment	\$5,000	Deposit	\$10,000	Deposit
Feature Plans	\$5,000	Deposit	-	-
Area Plans	\$3,000	Deposit	-	-
Minor Use Permit	\$1,600	Deposit	\$1,392	Fee
Use Permit	\$3,800	Deposit	\$4,000	Deposit
Minor Adjustments	\$1,600	Deposit	\$1,392	Fee
Variances	\$3,800	Deposit	\$6,000	Deposit
Site Development Permit (Admin)	\$2,000		\$1,392	Fee
Site Development Permit (Planning Commission)	\$4,400	Deposit	\$6,000	Deposit
Coastal Development Permit – Single Family Dwelling-	\$1,600	Deposit	-	-
Coastal Development Permit	\$3,800	Deposit	\$6,000	Deposit
Changed Plan	\$190	Fee-	\$406	Fee
Temporary Use Permit	\$190	Fee-	\$290	Fee
Home Occupation Permits	\$27	Fee-	\$58	Fee
Agriculture Preserve Cancellation	\$75-\$3,600	Fee + Deposit	-	-
Orange County Fire Authority Review	\$27	+OCFA Fees	\$58	Fee
Appeals (Single Family Dwelling)	\$150	Fee + Deposit	-	-
Appeals (All)	\$300	Fee + Deposit	\$1,500	Fee + Deposit
ROW Communications Facility Non-Lease	\$1,600	Deposit	\$1,600	Deposit
Sidewalk Vending Permit Fee	\$190	Fee-	\$190	Fee
ENVIRONMENTAL DOCUMENTS				Deposit
CEQA Exemption Filing	\$50	Fee-	-	-
CEQA: EIR/Initial Study/Negative Declaration	\$5,000	Deposit	\$20,000	Deposit
SUBDIVISIONS				
Preliminary Screen check	\$1,425	Delete	-	-
Filing	\$2,925	Delete	-	-
Added Lots to Filed Map	\$36	Delete	-	-
Changed Map	\$370	Delete	-	-
Appeal to City Council	\$585	Delete	-	-
Amendment to Conditions	\$155	Delete	-	-
Amend Approved Map	\$1,000	Delete	-	-
Preliminary Screen check	\$980	Delete	-	-
Filing	\$2,080	Delete	-	-
Appeal to City Council	\$235	Delete	-	-
Amendment to Conditions	\$155	Delete	-	-
Amend Approved Map	\$1,000	Delete	-	-
Park Modification	\$80	Delete	-	-
		Base + Map- Checking Fee-		
Certificate of Compliance	\$230	Deposit	\$1,500	Deposit
Tentative Tract Map- Preliminary Screencheck	\$1,425	Delete	-	-
Tentative Tract Map	\$2,925	Deposit (+20/ea. # of lots)	\$8,000	Deposit
Tentative Tract Map Added Lots to Filed Map	\$36	Delete	-	-
Tentative Tract Map Changed Map	\$370	Delete	-	-
Tentative Tract Map Appeal to City Council	\$585	Delete	-	-
Tentative Tract Map Amendment to Conditions	\$155	Delete	-	-
Amendment to Approved Tentative Map	\$1,000	Deposit (+36/ea. # of lots)	\$5,000	Deposit
Tentative Parcel Map- Preliminary Screencheck-	\$980	Delete	-	-
Tentative Parcel Map	\$2,080	Deposit	\$6,000	Deposit
Tentative Parcel Map- Appeal to City Council	\$235	Delete	-	-
Tentative Parcel Map- Amendment to Conditions	\$155	Delete	-	-
Tentative Parcel Map- Amend Approved Map	\$1,000	Deposit (+36/ea. # of lots)	-	-
Tentative Parcel or Tract Map- Time Extension-	\$165	Flat	-	-
Lot Line Adjustment	\$204	ase + Engineering Fee	\$3,000	Deposit
GRADING FEES				
Grading Plan Check, Permitting, & Inspection	Consultant Costs	Deposit		
<\$50,000 valuation	-	-	\$2,000	Deposit ¹
\$50,000-\$200,000 valuation	-	-	\$5,000	Deposit ¹
\$200,001-\$1,000,000 valuation	-	-	\$10,000	Deposit ¹
>\$1,000,001 valuation	-	-	\$15,000	Deposit ¹
¹ City incurred third-party geotechnical consultant costs plus 10% for City staff time and administration charged against deposit.				
LANDSCAPING FEES				
Landscape/Irrigation Plan Check, Permitting, & Inspection	Consultant Costs	Deposit		
<\$15,000 valuation			\$1,000	Deposit ²
\$15,000-\$50,000 valuation			\$3,000	Deposit ²
\$50,001-\$200,000 valuation			\$5,000	Deposit ²
\$200,001-\$1,000,000 valuation			\$10,000	Deposit ²
>\$1,000,001 valuation			\$15,000	Deposit ²
² City incurred third-party landscape consultant costs plus 10% for City staff time and administration charged against deposit.				
NEW PLANNING FEES				
Development Agreement	-	-	\$10,000	Deposit
Zoning Conformity Determinations	-	-	\$232	Fee
Entitlement/Subdivision Time Extension	-	-	\$1,000	Deposit
Temporary Sign/Banner Permit	-	-	\$35	Fee
Pre-application Review/City Staff Research (over 1 hr)	-	-	\$500	Deposit
Address New/Change	-	-	\$500	Deposit
OTHER NEW DEPT FEES				
Technology Fee ³	-	-	2%	Fee
General Plan Maintenance Fee ³	-	-	2%	Fee
Temporary Certificate of Occupancy	-	-	\$174	Fee

Notes:

1. The deposit amount required at the time of submittal is an estimate of the cost of an average project. An hourly rate of **\$116** will be charged against the deposit for actual staff time to process the application. Additionally, should the services of external third-party consultants on behalf of the City be necessary for application review, these direct costs incurred by the City will also be charged against the deposit. Total processing costs may be more or less than the initial deposit. If the actual cost exceeds the deposit, additional funds will be required to continue processing the project. If the actual cost is less than the deposit, the balance will be refunded. Flat-fee amounts are non-refundable.

2. For administrative discretionary applications (Minor Adjustments, Minor Use Permits, administrative Site Development Permits, Changed Plans), should external third-party City consultant reviews be necessary, such as peer reviews of soils reports/grading plans, hydrology reports, landscaping plans, traffic studies, the applicant shall be responsible for these City incurred charges, in addition to the flat fee submittal amount.

3. 2% of building plan check and permit fees.

4. For services requested of City staff which have no deposit/fee listed in this fee schedule, the Community Development Director or their designee shall determine the appropriate deposit/fee based on the established hourly rate. Additionally, the City will pass-through to the applicant any incurred costs from the use of external third-party consultants if required to process the specific request or application.

5. Flat fees and hourly rates charges against deposits shall be annually adjusted based on CPI (Los Angeles Index).

6. Where multiple applications are applied for and are to be processed concurrently (i.e., Site Development Permit and Use Permit), the higher deposit amount shall be made.

7. The appellant is responsible for the flat-rate portion at the time the appeal is filed. The applicant is required to pay the actual staff time as a deposit.

Community Development - Planning Division Fee Schedule (July 1, 2024)

Fee Description	Current Fee	Deposit/Flat Fee	Proposed Fee	Deposit/Flat Fee
LAND USE APPROVALS				
General Plan Amendment	\$5,000	Deposit	\$10,000	Deposit
Zone Change/Zoning Code Amendment/Specific Plan Amendment	\$5,000	Deposit	\$10,000	Deposit
Feature Plans	\$5,000	Deposit	-	-
Area Plans	\$3,000	Deposit	-	-
Minor Use Permit	\$1,600	Deposit	\$1,860	Fee
Use Permit	\$3,800	Deposit	\$4,000	Deposit
Minor Adjustments	\$1,600	Deposit	\$1,860	Fee
Variances	\$3,800	Deposit	\$6,000	Deposit
Site Development Permit (Admin)	\$2,000		\$1,860	Fee
Site Development Permit (Planning Commission)	\$4,400	Deposit	\$6,000	Deposit
Coastal Development Permit – Single Family Dwelling	\$1,600	Deposit	-	-
Coastal Development Permit	\$3,800	Deposit	\$6,000	Deposit
Changed Plan	\$190	Fee-	\$543	Fee
Temporary Use Permit	\$190	Fee-	\$388	Fee
Home Occupation Permits	\$27	Fee-	\$78	Fee
Agriculture Preserve Cancellation	\$75-\$3,600	Fee + Deposit	-	-
Orange County Fire Authority Review	\$27	+OCFA Fees	\$78	Fee
Appeals (Single Family Dwelling)	\$150	Fee + Deposit	-	-
Appeals (All)	\$300	Fee + Deposit	\$1,500	Fee + Deposit
ROW Communications Facility Non-Lease	\$1,600	Deposit	\$1,600	Deposit
Sidewalk Vending Permit Fee	\$190	Fee-	\$190	Fee
ENVIRONMENTAL DOCUMENTS				Deposit
CEQA Exemption Filing	\$50	Fee-	-	-
CEQA: EIR/Initial Study/Negative Declaration	\$5,000	Deposit	\$20,000	Deposit
SUBDIVISIONS				
Preliminary Screen check	\$1,425	Delete	-	-
Filing	\$2,925	Delete	-	-
Added Lots to Filed Map	\$36	Delete	-	-
Changed Map	\$370	Delete	-	-
Appeal to City Council	\$585	Delete	-	-
Amendment to Conditions	\$155	Delete	-	-
Amend Approved Map	\$1,000	Delete	-	-
Preliminary Screen check	\$980	Delete	-	-
Filing	\$2,080	Delete	-	-
Appeal to City Council	\$235	Delete	-	-
Amendment to Conditions	\$155	Delete	-	-
Amend Approved Map	\$1,000	Delete	-	-
Park Modification	\$80	Delete	-	-
Certificate of Compliance	\$230	Base + Map Checking Fee- Deposit	\$1,500	Deposit
Tentative Tract Map: Preliminary Screencheck	\$1,425	Delete	-	-
Tentative Tract Map	\$2,925	Deposit (+20/ea. # of lots)	\$8,000	Deposit
Tentative Tract Map Added Lots to Filed Map	\$36	Delete	-	-
Tentative Tract Map Changed Map	\$370	Delete	-	-
Tentative Tract Map Appeal to City Council	\$585	Delete	-	-
Tentative Tract Map Amendment to Conditions	\$155	Delete	-	-
Amendment to Approved Tentative Map	\$1,000	Deposit (+36/ea. # of lots)	\$5,000	Deposit
Tentative Parcel Map: Preliminary Screencheck	\$980	Delete	-	-
Tentative Parcel Map	\$2,080	Deposit	\$6,000	Deposit
Tentative Parcel Map: Appeal to City Council	\$235	Delete	-	-
Tentative Parcel Map: Amendment to Conditions	\$155	Delete	-	-
Tentative Parcel Map: Amend Approved Map	\$1,000	Deposit (+36/ea. # of lots)		-
Tentative Parcel or Tract Map: Time Extension	\$165	Flat	-	-
Lot Line Adjustment	\$204	Base + Engineering Fees	\$3,000	Deposit
GRADING FEES				
Grading Plan Check, Permitting, & Inspection	Consultant Costs	Deposit		
<\$50,000 valuation	-	-	\$2,000	Deposit ¹
\$50,000-\$200,000 valuation	-	-	\$5,000	Deposit ¹
\$200,001-\$1,000,000 valuation	-	-	\$10,000	Deposit ¹
>\$1,000,001 valuation	-	-	\$15,000	Deposit ¹
¹ City incurred third-party geotechnical consultant costs plus 10% for City staff time and administration charged against deposit.				
LANDSCAPING FEES				
Landscape/Irrigation Plan Check, Permitting, & Inspection	Consultant Costs	Deposit		
<\$15,000 valuation			\$1,000	Deposit ²
\$15,000-\$50,000 valuation			\$3,000	Deposit ²
\$50,001-\$200,000 valuation			\$5,000	Deposit ²
\$200,001-\$1,000,000 valuation			\$10,000	Deposit ²
>\$1,000,001 valuation			\$15,000	Deposit ²

² City incurred third-party landscape consultant costs plus 10% for City staff time and administration charged against deposit.

NEW PLANNING FEES				
Development Agreement	-	-	\$10,000	Deposit
Zoning Conformity Determinations	-	-	\$310	Fee
Entitlement/Subdivision Time Extension	-	-	\$1,000	Deposit
Temporary Sign/Banner Permit	-	-	\$47	Fee
Pre-application Review/City Staff Research (over 1 hr)	-	-	\$500	Deposit
Address New/Change	-	-	\$500	Deposit
OTHER NEW DEPT FEES				
Technology Fee ³	-	-	2%	Fee
General Plan Maintenance Fee ³	-	-	2%	Fee
Temporary Certificate of Occupancy	-	-	\$233	Fee

Notes:

1. The deposit amount required at the time of submittal is an estimate of the cost of an average project. An hourly rate of \$116 will be charged against the deposit for actual staff time to process the application. Additionally, should the services of external third-party consultants on behalf of the City be necessary for application review, these direct costs incurred by the City will also be charged against the deposit. Total processing costs may be more or less than the initial deposit. If the actual cost exceeds the deposit, additional funds will be required to continue processing the project. If the actual cost is less than the deposit, the balance will be refunded. Flat-fee amounts are non-refundable.
2. For administrative discretionary applications (Minor Adjustments, Minor Use Permits, administrative Site Development Permits, Changed Plans), should external third-party City consultant reviews be necessary, such as peer reviews of soils reports/grading plans, hydrology reports, landscaping plans, traffic studies, the applicant shall be responsible for these City incurred charges, in addition to the flat fee submittal amount.
3. 2% of building plan check and permit fees.
4. For services requested of City staff which have no deposit/fee listed in this fee schedule, the Community Development Director or their designee shall determine the appropriate deposit/fee based on the established hourly rate. Additionally, the City will pass-through to the applicant any incurred costs from the use of external third-party consultants if required to process the specific request or application.
5. Flat fees and hourly rates charges against deposits shall be annually adjusted based on CPI (Los Angeles Index).
6. Where multiple applications are applied for and are to be processed concurrently (i.e., Site Development Permit and Use Permit), the higher deposit amount shall be made.
7. The appellant is responsible for the flat-rate portion at the time the appeal is filed. The applicant is required to pay the actual staff time as a deposit.

Community Development - Planning Division Fee Schedule (Effective July 1, 2023)



Fee Description	Amount	Deposit ¹ /Flat Fee
LAND USE APPROVALS		
Appeals	\$1,500	Fee + Deposit
Changed Plan	\$406	Fee
Coastal Development Permit	\$6,000	Deposit
General Plan Amendment	\$10,000	Deposit
Home Occupation Permits	\$58	Fee
Minor Adjustments	\$1,392	Fee
Minor Use Permit	\$1,392	Fee
Orange County Fire Authority Review	\$58	Fee
ROW Communications Facility Non-Lease	\$1,600	Deposit
Sidewalk Vending Permit Fee	\$190	Fee
Site Development Permit (Admin)	\$1,392	Fee
Site Development Permit (Planning Commission)	\$6,000	Deposit
Temporary Use Permit	\$290	Fee
Use Permit	\$4,000	Deposit
Variances	\$6,000	Deposit
Zone Change/Zoning Code Amendment/Specific Plan Amendment	\$10,000	Deposit
ENVIRONMENTAL DOCUMENTS		
CEQA: EIR/Initial Study/Negative Declaration	\$20,000	Deposit
SUBDIVISIONS		
Amendment to Approved Tentative Map	\$5,000	Deposit
Certificate of Compliance	\$1,500	Deposit
Lot Line Adjustment	\$3,000	Deposit
Tentative Parcel Map	\$6,000	Deposit
Tentative Tract Map	\$8,000	Deposit
GRADING FEES		
Grading Plan Check, Permitting, & Inspection		
<\$50,000 valuation	\$2,000	Deposit ¹
\$50,000-\$200,000 valuation	\$5,000	Deposit ¹
\$200,001-\$1,000,000 valuation	\$10,000	Deposit ¹
>\$1,000,001 valuation	\$15,000	Deposit ¹
¹ City incurred third-party geotechnical consultant costs plus 10% for City staff time and administration charged against deposit.		
LANDSCAPING FEES		
Landscape/Irrigation Plan Check, Permitting, & Inspection		
<\$15,000 valuation	\$1,000	Deposit ²

Fee Description	Amount	Deposit ¹ /Flat Fee
\$15,000-\$50,000 valuation	\$3,000	Deposit ²
\$50,001-\$200,000 valuation	\$5,000	Deposit ²
\$200,001-\$1,000,000 valuation	\$10,000	Deposit ²
>\$1,000,001 valuation	\$15,000	Deposit ²

² City incurred third-party landscape consultant costs plus 10% for City staff time and administration charged against deposit.

NEW PLANNING FEES

Address New/Change	\$500	Deposit
Development Agreement	\$10,000	Deposit
Entitlement/Subdivision Time Extension	\$1,000	Deposit
Pre-application Review/City Staff Research (over 1 hr)	\$500	Deposit
Temporary Sign/Banner Permit	\$35	Fee
Zoning Conformity Determinations	\$232	Fee

OTHER NEW DEPT FEES

General Plan Maintenance Fee ³	2%	Fee
Technology Fee ³	2%	Fee
Temporary Certificate of Occupancy	\$174	Fee

Notes:

1. The deposit amount required at the time of submittal is an estimate of the cost of an average project. An hourly rate of \$116 will be charged against the deposit for actual staff time to process the application. Additionally, should the services of external third-party consultants on behalf of the City be necessary for application review, these direct costs incurred by the City will also be charged against the deposit. Total processing costs may be more or less than the initial deposit. If the actual cost exceeds the deposit, additional funds will be required to continue processing the project. If the actual cost is less than the deposit, the balance will be refunded. Flat-fee amounts are non-refundable.
2. For administrative discretionary applications (Minor Adjustments, Minor Use Permits, administrative Site Development Permits, Changed Plans), should external third-party City consultant reviews be necessary, such as peer reviews of soils reports/grading plans, hydrology reports, landscaping plans, traffic studies, the applicant shall be responsible for these City incurred charges, in addition to the flat fee submittal amount.
3. 2% of building plan check and permit fees.
4. For services requested of City staff which have no deposit/fee listed in this fee schedule, the Community Development Director or their designee shall determine the appropriate deposit/fee based on the established hourly rate. Additionally, the City will pass-through to the applicant any incurred costs from the use of external third-party consultants if required to process the specific request or application.
5. Flat fees and hourly rates charges against deposits shall be annually adjusted based on CPI (Los Angeles Index), beginning July 1, 2025.
6. Where multiple applications are applied for and are to be processed concurrently (i.e., Site Development Permit and Use Permit), the higher deposit amount shall be made.
7. The appellant is responsible for the flat-rate portion at the time the appeal is filed. The applicant is required to pay the estimated staff time as a deposit to process the appeal.

Electric Vehicle Fees Supplemental Data



Adopted September 17, 2024



CITY OF LAGUNA NIGUEL CITY COUNCIL AGENDA ITEM

To: Honorable Mayor and Council Members

FROM: Jacki Scott, Public Works Director/City Engineer

DATE: September 17, 2024

SUBJECT: Adoption of Resolution 2024-1493, Adopting the Electric Vehicle Charging Station Policy and Establishing Related Fees, and Making a Finding of Exemption Under CEQA in Connection Therewith

RECOMMENDATION

Staff recommends that the City Council hold a public hearing, and adopt Resolution 2024-1493, Adopting the Electric Vehicle Charging Station Policy and Establishing Related Fees, and Making a Finding of Exemption Under CEQA in Connection Therewith.

BACKGROUND

There are currently three (3) different levels of Electric Vehicle (EV) charging stations available, Level 1, 2 and 3 and a summary is provided in the table below.

EV Charging Station Level	Voltage Provided	Kilowatts Provided to EVs per Hour	Amount of Time to Charge EV Battery from empty to 80%	EV Range Added per Hour	Also Able to Charge Plug-In Hybrid Vehicles
Level 1	120V AC	1 kilowatt	40 to 50 hours	2 to 5 miles	Yes
Level 2	208-240V AC	7 to 19 kilowatts	4 to 10 hours	25 to 35 miles	Yes
Level 3 (Direct Current Fast Charging)	400-1000V DC	50 to 350 kilowatts	20 minutes to 1 hour	180 to 240 miles	No

Over the past several years, various state and federal grant funds have been made available to municipalities to procure and install EV charging infrastructure, including charging stations.

In 2021, the City was successful in obtaining a grant from the California Governor's Office of Emergency Services (Cal OES) Community Power Resiliency Allocation to Cities Program to procure two (2) Level 2 dual-port solar-powered portable electric vehicle (EV) charging stations and a portable generator. These portable EV stations and generator would serve as mobile emergency preparedness and energy resiliency assets for the City while providing the community with a new resource to charge their electric vehicles.

In 2022, the City was successful in obtaining a South Coast Air Quality Management District (AQMD) Mobile Source Air Pollution Reduction Review Committee (MSRC) grant. When combined with the annual AB2766 funds from AQMD, City Council approved a CIP project for Fiscal Year 2021-22 to procure and install Level 2 dual-port EV charging stations at City Hall, Crown Valley Park, and the Laguna Niguel/Mission Viejo Metrolink Station.

In Spring 2022 and Spring 2023, the City procured and installed eight (8) Level 2 dual-port EV charging stations at the following City-owned facilities:

Facility Name	Address	EV Station Type	No. of Stations	Installation Date
City Hall	30111 Crown Valley Pkwy	Level 2 ChargePoint CT4000 dual-port	2	June 2022
Crown Valley Community Center	29751 Crown Valley Pkwy	Level 2 ChargePoint CT4000 dual-port	2	May 2023
		Portable BEAM Global EV Arc 2020 with a Level 2 ChargePoint CT4000 dual-port*	1	May 2022
Sea Country Senior & Community Center	24602 Aliso Creek Rd	Portable BEAM Global EV Arc 2020 with a Level 2 ChargePoint CT4000 dual-port*	1	July 2022
Laguna Niguel/Mission Viejo Metrolink Station	28200 Forbes Rd	Level 2 ChargePoint CT4000 dual-port	2	June 2022

*Portable solar-powered EV charging stations

Since installation, the City has provided the public with 24/7 access to the City-owned EV charging stations free of charge.

ANALYSIS

In 2022, the City retained Kimley-Horn and Associates to conduct the EV Charging Station Study and summarize its findings and policy recommendations in a comprehensive report (Attachment "A"). The purpose and intent of the EV Charging Station Study was to collect and analyze the use trends of the City-owned EV charging stations for the initial 13 months of service (June 2022 to June 2023). This study also analyzed the City's EV charging station costs and the pricing strategies of neighboring jurisdictions.

Usage data was collected for each of the City-owned EV charging stations concerning energy usage, number of EV charging sessions, average EV charging session length, dwell time, and port occupancy. Energy consumption provides an understanding of the overall usage of the City's EV charging stations. The number of charging sessions reveals the overall activity and frequency of use of the City's EV charging stations. The average session length provides an understanding of the length of time vehicles are plugged into the charging stations. The amount of time an EV spent charging versus its dwell time provides an understanding of the productivity of the EV charging sessions, and by extension the EV charging station. Lastly, measuring port occupancy provides insight into when an EV charging station may have a port available for a user as well as whether an

EV charging station may be approaching its demand capacity. This data was then analyzed by month, day of week, and time of day to identify trends by EV charging station location.

The key findings from the EV Charging Station study are as follows:

1. During the 13-month study period, total usage of City-owned EV charging stations was approximately 162,405 kilowatt hours (kWh). As a comparison, the average household uses approximately 12,000 kWh per year.
2. The highest use was at City Hall (over 60%), followed by the Metrolink station (28%). The remaining 10% of total usage was at the Crown Valley Community Center and Sea Country Senior & Community Center.
3. There were a total of 11,238 charging sessions during the study period with an average session length of 3 hours and 25 minutes. The average EV battery receives approximately 7 kilowatts (kw) per hour, which adds between 25-35 miles of range per hour.
4. Of the 3 hours and 25 minutes (average charging session length), 2 hours and 50 minutes was spent actively charging and the remaining 35 minutes the EV battery was full.
5. The City is serviced by two electricity providers, Southern California Edison (SCE) and San Diego Gas & Electric (SDG&E). The per kilowatt hour (kWh) electricity costs at the City facilities where the EV charging stations are located is summarized in the table below.

Facility Name	Address	Electricity Company	Electricity Cost per Kilowatt Hour
City Hall	30111 Crown Valley Pkwy	Southern California Edison (SCE)	\$0.20/kWh
Crown Valley Community Center	29751 Crown Valley Pkwy	Southern California Edison (SCE)	\$0.20/kWh
Laguna Niguel/ Mission Viejo Metrolink Station	28200 Forbes Rd	San Diego Gas & Electric (SDG&E)	\$0.37/kWh
Sea Country Senior & Community Center	24602 Aliso Creek Rd	San Diego Gas & Electric (SDG&E)	\$0.48/kWh

6. The high use of the EV charging stations at City Hall indicates a strong demand for additional stations and, potentially at other City facilities not currently served by multiple EV charging stations. There are various federal and state grants being made available to offset the costs of EV charging station procurement and installation.

Based upon their findings Kimley-Horn presented recommendations for an EV charging station policy for the City to adopt, including a fee structure and EV charging time limits. The goal of these recommendations is for the City to recover operating costs and maximize public benefit.

EV Charging Station Policy Recommendations:

Listed below is a summary of the considerations Kimley-Horn assessed and their recommendations for the City's EV Charging Station Policy, based upon their analysis of total usage at the City's EV charging stations, electricity costs and the EV charging station fees in comparable jurisdictions.

1. Should the City continue to budget all of its operating and maintenance costs of EV charging stations in its operating budget or **recover some of its electricity costs** in the per kWh charging fee?

Recommendation: The City should seek to recover some or all of its electricity costs; however, the City should continue to include the maintenance and other operating costs of the EV Charging Stations in the City's Operating Budget.

2. Should the City utilize a weighted **average charging fee** of \$0.25 per kWh throughout the City for use of the City EV charging stations or assess different charging fees at each City facility to account for the differences in costs from the two electricity providers?

Recommendation: Charge a fee of \$0.25 per kWh to use the City-owned EV charging stations. This fee is a weighted average of the City's electricity costs per kWh based upon the EV charging demand at each City facility. Therefore, the City would be subsidizing a portion of the electricity costs for the EV Charging Stations located at the Metrolink Station and Sea Country Senior & Community Center.

3. Should the City impose a **charging time limit** at the City-owned EV charging stations, such as three-hours with a 15-minute grace period, to encourage throughput or allow individuals to remove their vehicles as they choose?

Recommendation: Set an initial EV charging session time limit of three (3) hours with a 15-minute grace period for the user to retrieve and move their vehicle.

4. Should the City assess an **overstay fee**, such as \$15.00 per hour, after the 3-hour time limit and grace period for all City facilities except the Metrolink Station or otherwise charge no or a different overstay fee amount?

Recommendation: To encourage users to retrieve and move their EV once they reach the 3-hour time limit and grace period, impose an overstay fee of \$15.00 per hour. Impose no overstay fee at the Metrolink Station due to the unique nature of that facility.

5. Should the City assess a **dwelling time fee** once the EV battery is fully charged, such as \$10.00 per hour, and allow a grace period, such as 15-minutes, for all City facilities except the Metrolink Station or otherwise charge no or a different dwelling time fee amount?

Recommendation: To encourage users to retrieve and move their EV once their battery is full, impose a dwelling time fee of \$10.00 per hour. Impose no dwelling time fee at the Metrolink Station due to the unique nature of that facility.

6. Should the City collect a charging fee, impose a charging time limit, impose an overstay fee and/or a dwell time fee for **use of its portable solar-powered EV charging stations**?

Recommendation: At the existing portable solar-powered EV charging stations, impose no charging fee; however, do impose the three (3) hour time limit along with the overstay fee and dwell time fee.

7. Should the City continue to **expand its EV charging system network** or defer to the private sector to handle increases in demand for EV charging stations?

Recommendation: The City should consider measured expansion to its EV charging system network at City-owned facilities based upon user demand and the availability of grant funds.

Currently, the installation of an additional EV charging station, a Level 3 (DCFC) charging station, is planned for City Hall using the Department of Energy's Energy Efficiency and Conservation Block grant funding. Additionally, the City has a pending application for the Charging and Fueling Infrastructure (CFI) Discretionary Grant Program which seeks funding for additional EV charging stations at City Hall, the Crown Valley Community Center and the Sea Country Senior & Community Center.

EV Charging Station Policy and Related Fees

Staff recommends that the City Council approve the following EV Charging Station Policy and related fees. The fees summarized below will become effective on January 1, 2025.

Fee Description	New Fee Amount	When Fee Is Assessed
Charging Fee²		
Level 2 Charging Station	\$0.25 per kilowatt hour	Upon Plug-In
Level 3 Direct Current Fast Charging Station	\$0.40 per kilowatt hour	Upon Plug-In
Overstay Fee³	\$15.00 per hour (\$0.25 per minute)	See Note 3 below
Dwell Time Fee⁴	\$10.00 per hour (\$0.167 per minute)	See Note 4 below

Notes:

1. The charging time limit for all City-owned Electric Vehicle (EV) charging stations is three (3) hours with a 15-minute grace period, with the exception of the EV charging stations located at the Laguna Niguel/Mission Viejo Metrolink Station.
2. The Charging Fee is assessed at all City-owned EV charging stations upon plugging into the charging station, with the exception of the portable, solar-powered stations.

3. The Overstay Fee is assessed at all City-owned EV charging stations following the expiration of the 3-hour charging time limit and 15-minute grace period, with the exception of the EV charging stations located at the Laguna Niguel/Mission Viejo Metrolink Station.
4. The Dwell Time Fee is assessed at all City-owned EV charging stations at the time an EV battery is fully charged and following the expiration of a 15-minute grace period, with the exception of the EV charging stations located at the Laguna Niguel/Mission Viejo Metrolink Station.

Fees collected from the public for its use of the City-owned EV charging stations shall be used to offset the City's electricity and operating costs.

The Maintenance and other operating costs associated with the City-owned EV charging stations will continue to be budgeted in the City's annual Operating Budget.

The expansion of the City-owned EV charging station network will be based upon user demand and availability of grant funding.

The Traffic and Transportation Commission reviewed the Electric Vehicle Charging Station Policy discussion item at its meeting on August 28, 2024. The full staff report from the meeting can be found as Attachment "B". Based on the presentation provided by staff during the meeting, the Traffic and Transportation Commission recommended that the City Council approve and adopt the Electric Vehicle Charging Station Policy. Meeting minutes are provided as Attachment "C".

Staff recommends that the City Council hold a public hearing, and adopt Resolution 2024-1493, Adopting the Electric Vehicle Charging Station Policy and Establishing Related Fees, and Making a Finding of Exemption Under CEQA in Connection Therewith (Attachment "D").

The City will employ a robust outreach campaign to inform the community of the aforementioned Electric Vehicle Charging Station Policy and related fees prior to the January 1, 2025, effective date. The City website and social media platforms will be updated, signs will be posted at the City's EV charging stations and flyers will be made available at City facilities. The fees will also be displayed in the Chargepoint application, which is used by the public to initiate a charging session on the City-owned EV charging stations.

ALTERNATIVES CONSIDERED

1. The City Council may decide not to approve the Electric Vehicle Charging Station Policy and related fees. This alternative is not recommended because the EV charging stations would continue to be free to the public and the City would be without a means to offset the associated electricity and operating costs or maximize the public benefit.
2. The City Council may decide to make changes to the recommended EV Charging Station Policy and related fees.

FISCAL REVIEW

There is sufficient funding in the Fiscal Year 2024-25 operating budget to cover the maintenance and other operating costs for the City-owned Electric Vehicle charging stations. Subject to City Council approval, the maintenance and other operating costs for the City-owned EV charging stations will be included in future Fiscal Years' operating budgets.

Beginning January 1, 2025, the EV charging station fees that are collected will be used to offset the City's associated EV charging station electricity and operating costs.

LEGAL REVIEW

The City Attorney's Office has reviewed Resolution 2024-1493 and Exhibit A and has approved them as to form.

CONCLUSION

Staff recommends that the City Council hold a public hearing, and adopt Resolution 2024-1493, Adopting the Electric Vehicle Charging Station Policy and Establishing Related Fees, and Making a Finding of Exemption Under CEQA in Connection Therewith.



Tamara S. Letourneau
City Manager



Jacki Scott
Public Works Director/City Engineer



Kelli Everett
Senior Management Analyst

Attachments:

- A. Electric Vehicle Charging Station Study Final Report
- B. Traffic and Transportation Commission Staff Report, August 28, 2024
- C. Traffic and Transportation Commission Meeting Minutes, August 28, 2024
- D. Resolution 2024-1493, including Exhibit A

ATTACHMENT A

Electric Vehicle Charging Station Study Final Report



Laguna Niguel Electric Vehicle Policy & Programming Study

City of Laguna Niguel

Final Report

August 1, 2024

Contents

1. Executive Summary	1
2. Introduction	3
3. EV Charging Station Usage Trends	7
3.1. Energy Usage	7
3.2. Number of EV Charging Sessions	8
3.3. EV Charging Session Length	11
3.4. Dwell Time	11
3.5. Port Occupancy	12
4. EV Station Pricing Structure Analysis	14
4.1. Costs	14
4.1.1. Capital Expenses	14
4.1.2. Fixed Operating Expenses	15
4.1.3. Electricity Costs	16
4.2. Market Analysis	18
5. EV Charging Station Policy Considerations and Recommendations	20
5.1. Pricing Structure	20
5.2. EV Charging Network Expansion	21
6.0 Funding Opportunities	21
6.1.1. Grants	21
6.1.2. Rebates & Incentives	22
6.1.3. Tax Credits & Incentives	23
APPENDIX A – ChargePoint Data Collection Figures	24

List of Tables

Table 1: Laguna Niguel EV Charging Stations.....	3
Table 2: Port Occupancy by Time of Day by EV Charging Station	13
Table 3: Capital Expenses for City's EV Charging Stations	15
Table 4: Fixed Operating Expenses for City EV Charging Stations	15
Table 5: Average Cost per kWh by City Facility	16
Table 6: Average Monthly Electricity Cost by EV Charging Station Location	17
Table 7: EV Charging Station Fees from Neighboring Jurisdictions	19

List of Figures

Figure 1: Map of Existing and Planned EV Charging Stations	4
Figure 2: Total Monthly Energy Usage (kWh) by City Facility	8
Figure 3: Total Number of Monthly EV Charging Sessions by City Facility	9
Figure 4: Total Number of Sessions for Each City Facility by Time of Day	10
Figure 5: Average EV Charging Session Length (hh:mm:ss) by City Facility	11
Figure 6: Average Time Spent Charging vs Dwell Time by City Facility	12
Figure 7: Publicly Available Level 2 Charging Stations in Nearby Jurisdictions	18

1. Executive Summary

As a benefit to the City of Laguna Niguel's (City) residents and visitors, the City was successful in obtaining grant funding to procure and install Level 2 dual-port Electric Vehicle (EV) charging stations at City facilities in the spring of 2022 and 2023. The City currently operates eight (8) publicly available EV charging stations at four (4) City-owned facilities: City Hall (2), Sea Country Senior & Community Center (1), Crown Valley Community Center (3) and Laguna Niguel/Mission Viejo Metrolink Station (2). These City-owned EV charging stations are provided free of cost and available 24/7 for public use.

The City initiated a study, with Kimley-Horn, to analyze the use trends of the City-owned EV charging stations for the initial 13 months of service (June 2022 to June 2023). This study also analyzed the City's EV charging station costs and the pricing strategies of surrounding jurisdictions.

The key findings from the study are as follows:

1. During the 13-month study period, total usage of City-owned EV charging stations was approximately 162,405 kilowatt hours (kWh). As a comparison, the average household uses approximately 12,000 kWh per year.
2. The highest use was at City Hall (over 60%), followed by the Metrolink station (28%). The remaining 10% of total usage was at the Crown Valley Community Center and Sea Country Senior & Community Center.
3. There were a total of 11,238 charging sessions during the study period with an average session length of 3 hours and 25 minutes. The average EV battery receives approximately 7 kilowatts (kw) per hour, which adds between 25-35 miles of range per hour.
4. Of the 3 hours and 25 minutes (average charging session length), 2 hours and 50 minutes was spent actively charging and the remaining 35 minutes the EV battery was full.
5. The City is serviced by two electricity providers, Southern California Edison (SCE) and San Diego Gas & Electric (SDG&E). The per kilowatt hour (kWh) electricity costs at the City facilities where the EV charging stations are located is summarized below.
 - a. City Hall and Crown Valley Community Center (SCE): \$0.20/kWh.
 - b. Metrolink Station (SDG&E): \$0.37/kWh.
 - c. Sea Country Senior & Community Center (SDG&E): \$0.48/kWh.
6. The high use of the EV charging stations at City Hall indicates a strong demand for additional stations and, potentially at other City facilities not currently served by multiple EV charging stations. There are various federal and state grants being made available to offset the costs of EV charging station procurement and installation.

EV Charging Station Policy Considerations & Initial Recommendations:

Listed below is a summary of the considerations Kimley-Horn assessed and their initial recommendations for the City's EV Charging Station Policy, based upon the analysis of total usage at the City's EV charging stations, electricity costs and the EV charging station fees in comparable jurisdictions.

1. Should the City absorb all of its operating and maintenance costs of EV charging stations or **recover some of its electricity costs** in the per kWh charging fee.

Recommendation: The City should seek to recover some or all of its electricity costs; however, the City should absorb the maintenance and other operating costs of the EV Charging Stations in the City's Operating Budget.

2. Should the City utilize an **average charging fee** of \$0.25 per kWh throughout the City for use of the City EV charging stations or assess different charging fees at each City facility to account for the differences in costs from the two electricity providers.

Recommendation: Charge a fee of \$0.25 per kWh to use the City-owned EV charging stations. This fee is an average of the City's electricity costs per kWh based upon the EV charging demand at each City facility. Therefore, the City would be subsidizing a portion of the electricity costs for the EV Charging Stations located at the Metrolink Station and Sea Country Senior & Community Center.

3. Should the City impose a **charging time limit** at the City-owned EV charging stations, such as three-hours with a 15-minute grace period, to encourage throughput or allow individuals to remove their vehicles as they choose.

Recommendation: Set an initial EV charging session time limit of three (3) hours with a 15-minute grace period for the user to retrieve and move their vehicle.

4. Should the City assess an **overstay fee**, such as \$15.00 per hour, after the 3-hour time limit and grace period for all City facilities except the Metrolink Station or otherwise charge no or a different overstay fee amount.

Recommendation: To encourage users to retrieve and move their EV once they reach the 3-hour time limit and grace period, impose an overstay fee of \$15.00 per hour. Impose no overstay fee at the Metrolink Station due to the unique nature of that facility.

5. Should the City assess a **dwell time fee** once the EV battery is fully charged, such as \$10.00 per hour, and allow a grace period, such as 15-minutes, for all City facilities except the Metrolink Station or otherwise charge no or a different dwell time fee amount.

Recommendation: To encourage users to retrieve and move their EV once their battery is full, impose a dwell time fee of \$10.00 per hour. Impose no dwell time fee at the Metrolink Station due to the unique nature of that facility.

6. Should the City collect a charging fee, impose a charging time limit, impose an overstay fee and/or a dwell time fee for **use of its portable solar-powered EV charging stations**.

Recommendation: At the existing portable solar-powered EV charging stations, impose no charging fee; however, do impose the three (3) hour time limit along with the overstay fee and dwell time fee.

7. Should the City continue to **expand its EV charging system network** or defer to the private sector to handle increases in demand for EV charging stations.

Recommendation: The City should consider measured expansion to its EV charging system network at City-owned facilities based upon user demand and the availability of grant funds.

2. Introduction

The City operates a total of eight (8) publicly available Level 2 dual-port EV charging stations at four (4) City facilities, as shown in **Table 1** below. A Level 2 EV charging station supplies 208-240 volts of alternating current (AC) electricity, providing an EV battery with approximately 7 kilowatts (kw) per hour, adding between 25-35 miles of range per hour, and will charge a battery electric vehicle (BEV) from empty to 80 percent in 4-10 hours (a plug-in hybrid electric vehicle in 1-2 hours). Currently, each of the City's existing EV charging stations are offered free of cost and available 24/7 for use by members of the public.

Table 1: Laguna Niguel EV Charging Stations

Facility Name	Address	EV Station Type	No. of Stations	Installation Date
City Hall	30111 Crown Valley Pkwy	Level 2 ChargePoint CT4000 dual-port	2 ¹	June 2022
Crown Valley Community Center	29751 Crown Valley Pkwy	Level 2 ChargePoint CT4000 dual-port	2 ²	May 2023
		Portable BEAM Global EV Arc 2020 with a Level 2 ChargePoint CT4000 dual-port	1	May 2022
Sea Country Senior & Community Center	24602 Aliso Creek Rd	Portable BEAM Global EV Arc 2020 with a Level 2 ChargePoint CT4000 dual-port	1	July 2022
Laguna Niguel/Mission Viejo Metrolink Station	28200 Forbes Rd	Level 2 ChargePoint CT4000 dual-port	2	June 2022

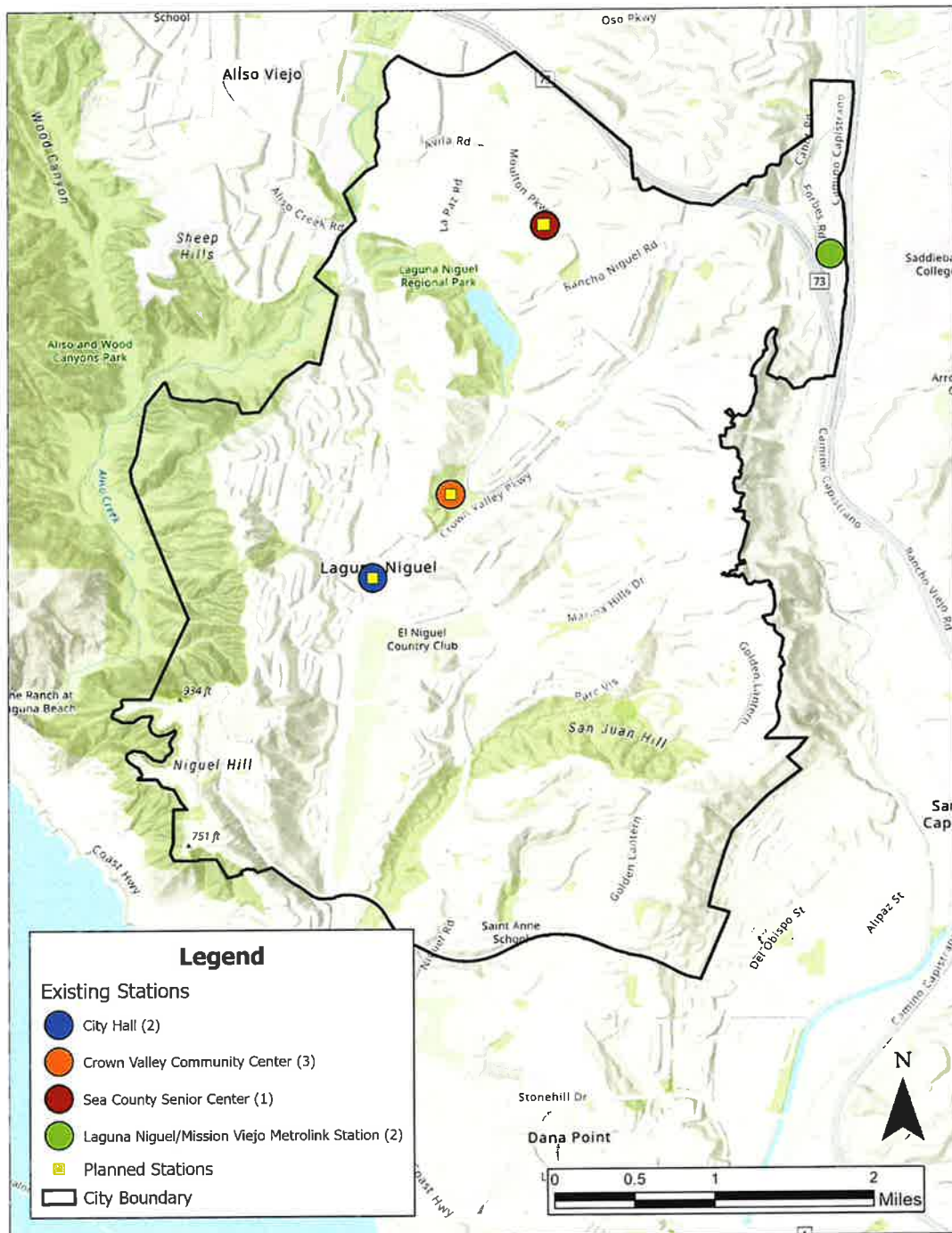
As grant funds become available, the City anticipates expanding its EV charging station network. Currently, an additional EV charging station is planned for City Hall. There is also a pending grant application seeking funding for additional EV charging stations at City Hall, the Crown Valley Community Center and the Sea Country Senior & Community Center. More EV charging stations are also anticipated as part of Laguna Niguel City Center project, a 24-acre mixed-use private development to be located between Crown Valley Parkway, Alicia Parkway, and Pacific Island Drive.

A map of existing and planned publicly available EV charging stations at City-owned facilities is shown in **Figure 1** on the following page. Photos of the City's existing EV charging station locations are available on the subsequent pages.

¹ From June-July 2022, a single portable BEAM Global EV Arc 2020 solar-powered a Level II ChargePoint CT4000 dual-port EV charging station was located at City Hall, then it was relocated to the Sea Country Senior & Community Center. The two grid-connected City Hall stations were installed in June 2022.

² Prior to May 2023, a single portable BEAM Global EV Arc 2020 solar-powered a Level II ChargePoint CT4000 dual-port EV charging station at Crown Valley Park. In May 2023, two grid-connected EV charging stations of the same type were installed, for a total of three EV charging stations with six (6) ports at Crown Valley Park.

Figure 1: Map of Existing and Planned EV Charging Stations



**CITY HALL
EV Charging Stations**



**CROWN VALLEY COMMUNITY CENTER
EV Charging Stations and Solar-Powered Portable EV Charging Station**



**SEA COUNTY SENIOR & COMMUNITY CENTER
Solar-Powered Portable EV Charging Station**



**LAGUNA NIGUEL/MISSION VIEJO METROLINK STATION
EV Charging Stations**



3. EV Charging Station Usage Trends

This section summarizes key usage metrics for the City's Electric Vehicle (EV) charging stations during the study period of June 1st, 2022, to June 30th, 2023. Understanding usage trends for the City's EV charging stations informs the policy recommendations on pricing and expansion discussed in this final report.

Usage data for each of the City's EV charging stations was downloaded from ChargePoint's online system concerning energy usage, number of EV charging sessions, average EV charging session length, dwell time, and port occupancy. Energy consumption provides an understanding of the overall usage of the City's EV charging stations. The number of charging sessions reveals the overall activity and frequency of use of the City's EV charging stations. The average session length provides an understanding of the length of time vehicles are plugged into the charging stations. The amount of time an EV spent charging versus its dwell time provides an understanding of the productivity of the EV charging sessions, and by extension the EV charging station. Lastly, measuring port occupancy provides insight into when an EV charging station may have a port available for a user as well as whether an EV charging station may be approaching its demand capacity. This data was then analyzed by month, day of week, and time of day to identify trends by EV charging station location.

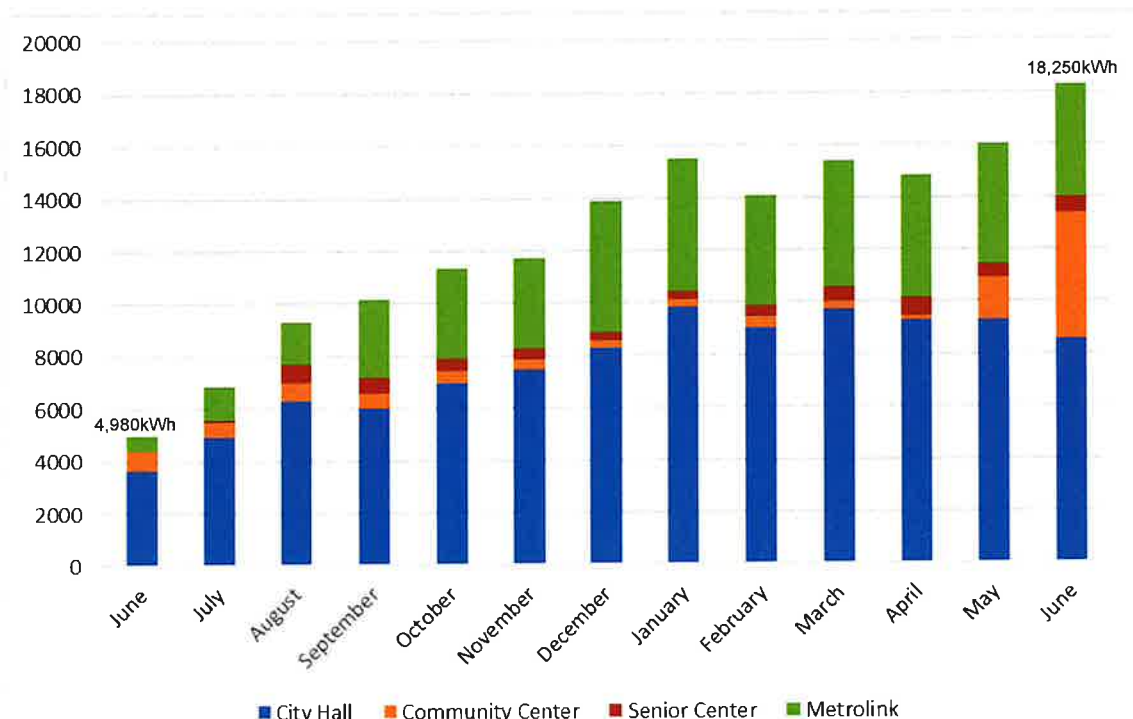
For the City's two solar-powered portable EV charging stations, energy generation and battery use data was also collected, from PowerView's online system. PowerView allows the City to manage the solar array and battery equipment for the solar-powered portable EV charging stations.

3.1. ENERGY USAGE

The energy usage in kilowatt hours (kWh) at each EV charging station was collected as part of this study. Examining energy consumption provides an understanding of the overall usage of the City's EV charging stations.

Over the 13-month study period, total energy usage by the EV charging stations was approximately 162,405 kWh. As a comparison, the average household uses approximately 12,000 kWh per year. The highest use was at City Hall (over 60%), followed by the Metrolink station (28%). The remaining 10% of total usage was at the Crown Valley Community Center ("Community Center") and the Sea Country Senior & Community Center ("Senior Center"). The use of the portable EV charging station when it was briefly located at City Hall accounted for approximately 2% of total usage.

Figure 2 on the following page shows the total monthly energy usage for the EV charging stations by City facility. Over the 13-month period, the total monthly energy use at the City's EV charging stations steadily increased from 4,980 kWh in June 2022 to 18,250 kWh in June 2023. Energy usage at the City Hall and Metrolink EV charging stations dipped slightly towards the end of the study period while the EV charging stations at the Community Center saw a rapid increase in energy use following their installation in May 2023. Energy use at the Senior Center EV charging station remained relatively constant over the study period.

Figure 2: Total Monthly Energy Usage (kWh) by City Facility

When examining the average energy usage by day of week for all of the City's EV Charging Stations, Thursdays exhibited the highest average use (with 432 kWh) and Saturdays had the lowest (with 393 kWh). The daily energy use of EV charging stations by City facility mirrored the monthly trends.

When examining the average energy usage by time-of-day, the highest use occurred between 8:00 PM and 3:00 AM (27 kWh) and the lowest use between 2:00 PM and 4:00 PM (less than 10 kWh).

Additional charts and tables are included in **Appendix A**.

3.2. NUMBER OF EV CHARGING SESSIONS

As part of this study, the number of EV charging sessions that occurred at each EV charging station was also collected. An EV charging session is measured from the instance a user plugs in their vehicle to the charging station to the moment they unplug their vehicle. Examining the number of charging sessions reveals the overall activity and frequency of use of the City's EV charging stations.

Between June 2022 and June 2023, the total number of EV charging sessions at the City's EV charging stations was 11,238. **Figure 3** below shows the total number EV charging sessions broken down by month for each City facility. The highest number of EV charging sessions occurred at City Hall, followed

by the Metrolink station. Overall, the number of EV charging sessions have steadily increased month over month during the study period from 514 charging sessions in June 2022 to 1,412 charging sessions in June 2023.

Figure 3: Total Number of Monthly EV Charging Sessions by City Facility

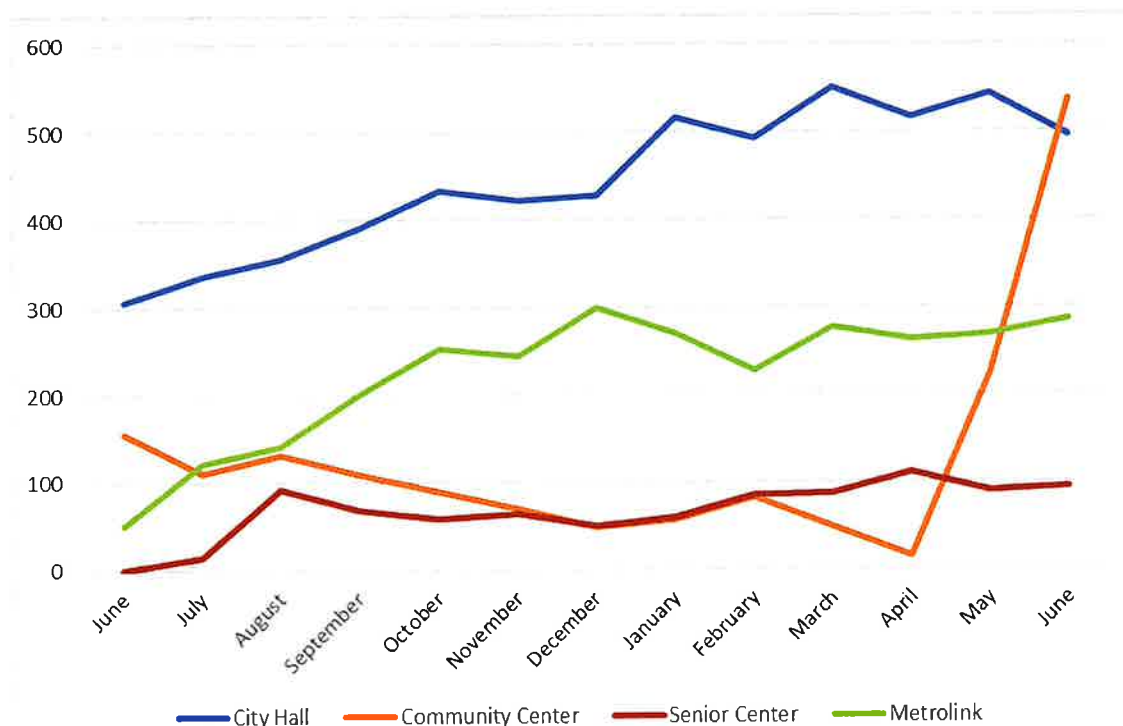
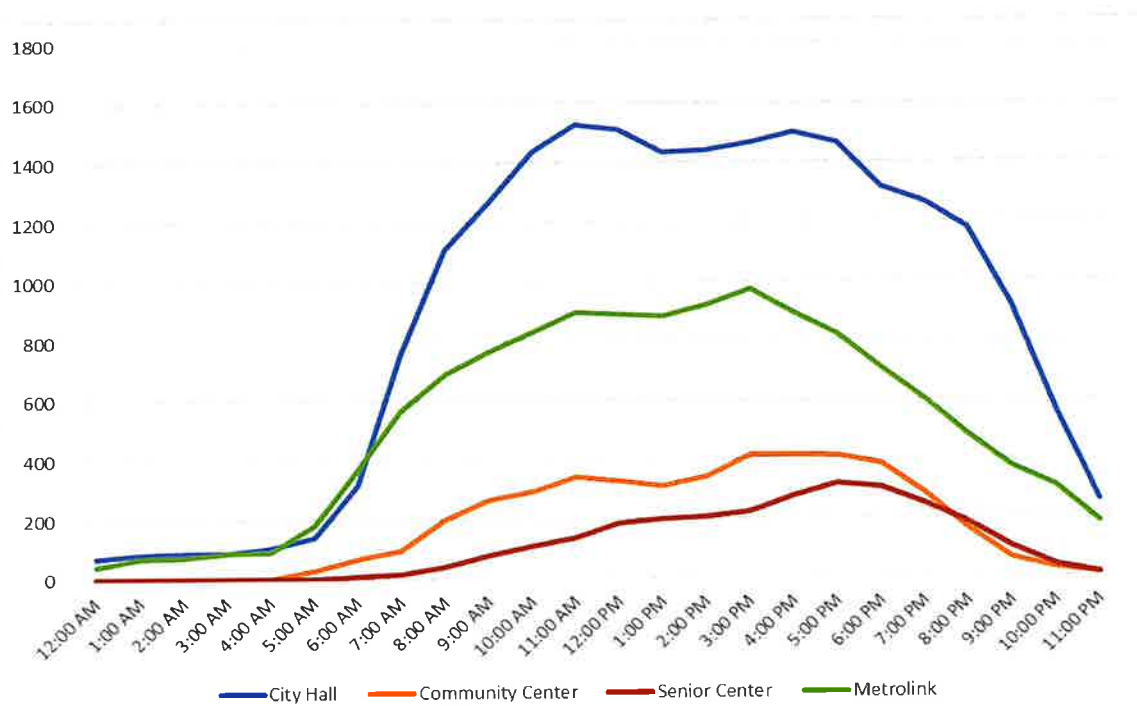


Figure 4 on the following page shows the total number EV charging sessions broken down by time of day for each City facility. Most of the EV charging sessions at the City's facilities occurred between 10 AM and 6 PM. Comparatively, only a handful of EV charging sessions took place overnight.

Each of the City facility's experienced different peaks in activity for their EV charging stations. City Hall's EV charging stations observed activity starting at 7:00 AM, with peak activity between 11:00 AM and 4:00 PM, and a sharp decline after 9:00 PM. Metrolink's EV charging stations observed a steady ramp in activity starting at 5:00 AM, with peak activity between 10:00AM and 3:00 PM followed by a steady decline. The Community Center's EV charging stations observed a gradual increase in activity throughout the day, with peak activity between 3:00PM and 6:00PM, and a sharp decline after 6:00PM. Lastly, the Senior Center EV charging station observed a gradual increase in activity throughout the day, with peak activity between 5:00PM and 6:00PM, and a sharp decline after 6:00PM. .

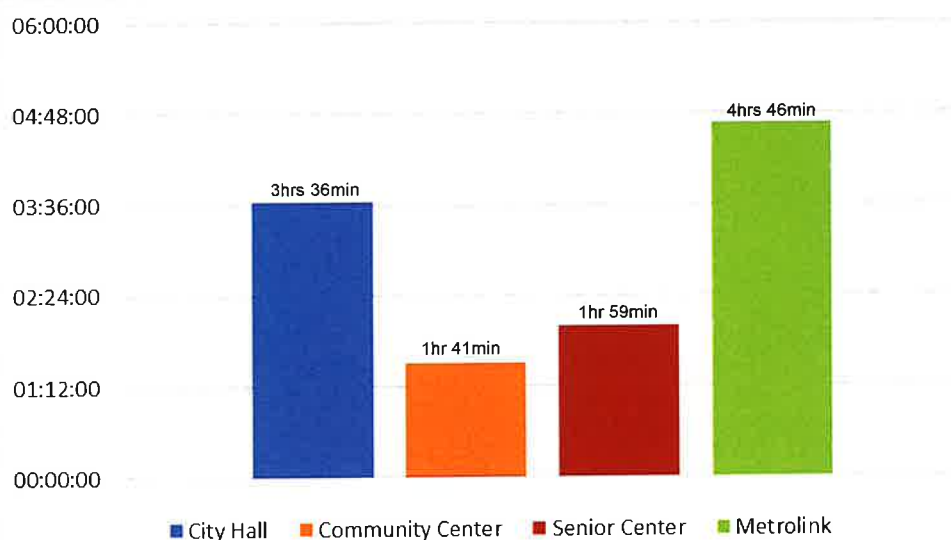
Figure 4: Total Number of Sessions for Each City Facility by Time of Day



3.3. EV CHARGING SESSION LENGTH

This study also collected the duration of each EV charging session at each City facility. Assessing average EV charging session length provides an understanding of the length of time vehicles are plugged into the charging stations. The average EV charging session length for each City facility is shown in **Figure 5** below.

Figure 5: Average EV Charging Session Length (hh:mm:ss) by City Facility



The overall average EV charging session length at the City's facilities was 3 hours and 25 minutes. The Metrolink EV charging stations experienced the longest average EV charging session length at 4 hours and 46 minutes. The City Hall EV charging stations experienced an average EV charging session length of 3 hours and 36 minutes. Whereas the average EV charging session lengths at the Community Center and Senior Center were lowest at 1 hour and 41 minutes and 1 hour and 59 minutes, respectively.

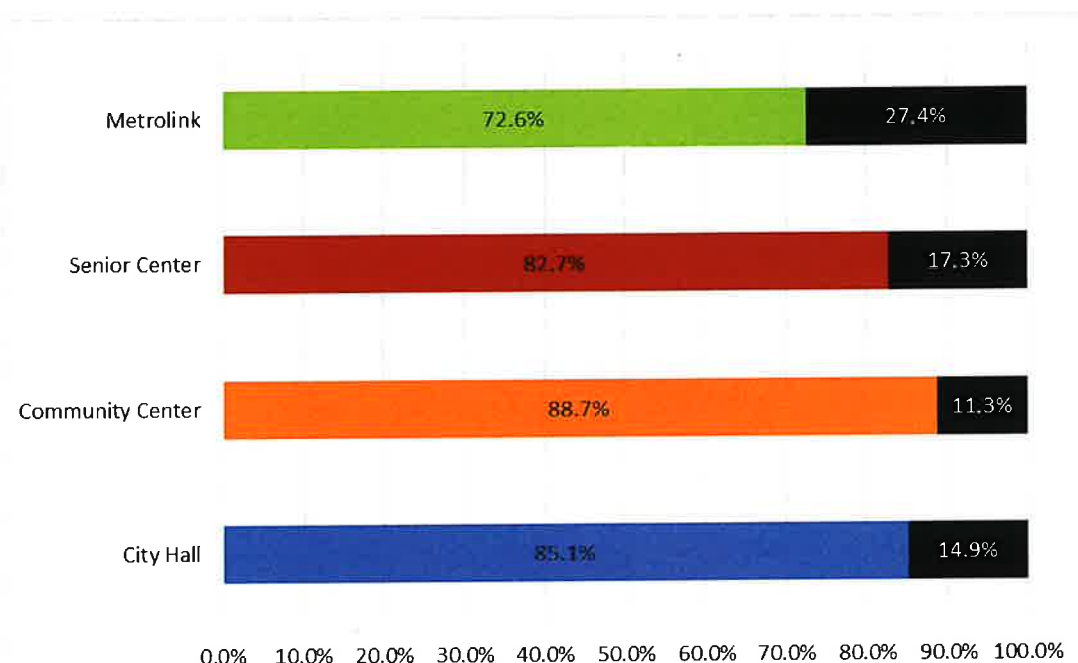
3.4. DWELL TIME

For the purposes of this study, dwell time is defined as the length of time an EV remains plugged into an EV charging station once its battery is fully charged. The percentage of time during an EV charging session that an EV spends charging its battery relative to the time its battery is fully charged (dwell time) was collected as part of this study.

While examining average EV charging session length provides an understanding of the amount of time EVs are spending at the City's EV charging stations, examining the amount of time an EV spent charging versus its dwell time provides an understanding of the productivity of the EV charging

sessions. The average percentage of time during an EV charging session that an EV spends charging its battery relative to its dwell time for each City facility is shown below in **Figure 6**.

Figure 6: Average Time Spent Charging vs Dwell Time by City Facility



When examining this data in combination with the average EV charging session length of 3 hours 25 minutes at the City's EV charging stations, 2 hours and 50 minutes (83.4%) was spent actively charging and 35 minutes of dwell time (16.6%). The Metrolink EV charging stations experienced the highest average dwell time at 1 hour 18 minutes (27.4%) of its average EV charging session length of 4 hours and 46 minutes. The Community Center experienced the lowest average dwell time at 11 minutes (11.3%) of its average EV charging session length of 1 hour 41 minutes.

3.5. PORT OCCUPANCY

The study also collected and analyzed the total port occupancy for each EV charging station by time of day. Each of the City's EV charging stations has 2 charging ports. Examining port occupancy allows us to determine the when a port may be available for a user at an EV charging station location and whether an EV charging station(s) may be reaching their demand capacity. Low port occupancy may indicate a lower demand for EV charging at a particular location whereas high port occupancy may indicate there is demand for an additional charging station at a location.

The City Hall EV charging stations experienced the highest port occupancy; the ports were occupied 50% of each day during the study period. Total port occupancy at the Metrolink charging stations was

approximately 30% and at the Community Center and Senior Center charging stations was 8% and 14%, respectively.

Table 2 below shows a breakdown of the total port occupancy by time of day for each EV charging station over the study period. The "Summary" column provides the average port occupancy for all of the City's EV charging stations. Overall, port occupancy peaks at 49% at between 3:00 PM and 4:00 PM, though it is above 40% between 8:00 AM until 8:00 PM. As expected, port occupancy remains low for the overnight hours.

Table 2: Port Occupancy by Time of Day by EV Charging Station

Time of Day	City Hall 1	City Hall 2	Comm. Center 1	Comm. Center 2	Comm. Center 3*	Senior Center*	Metro-link 1	Metro-link 2	Summary
12:00 AM	5%	3%	0%	0%	0%	0%	3%	3%	2%
1:00 AM	6%	4%	0%	0%	0%	0%	5%	4%	2%
2:00 AM	6%	4%	0%	0%	0%	0%	5%	4%	3%
3:00 AM	6%	5%	0%	0%	0%	0%	6%	5%	3%
4:00 AM	7%	6%	0%	0%	0%	0%	6%	5%	3%
5:00 AM	9%	8%	0%	0%	3%	0%	13%	10%	6%
6:00 AM	23%	17%	1%	1%	7%	1%	27%	20%	12%
7:00 AM	54%	42%	2%	3%	7%	2%	38%	34%	23%
8:00 AM	74%	64%	5%	7%	13%	5%	46%	41%	32%
9:00 AM	81%	75%	6%	9%	19%	10%	49%	47%	38%
10:00 AM	93%	85%	6%	9%	22%	14%	55%	51%	42%
11:00 AM	98%	91%	8%	10%	26%	17%	59%	55%	46%
12:00 PM	98%	89%	7%	10%	25%	23%	58%	54%	46%
1:00 PM	93%	85%	7%	12%	21%	25%	58%	53%	45%
2:00 PM	95%	84%	7%	11%	25%	26%	59%	57%	46%
3:00 PM	97%	84%	9%	12%	31%	28%	65%	58%	49%
4:00 PM	96%	89%	8%	11%	33%	35%	60%	53%	49%
5:00 PM	95%	86%	9%	12%	31%	40%	55%	49%	48%
6:00 PM	87%	77%	8%	11%	30%	38%	47%	42%	43%
7:00 PM	84%	73%	6%	9%	21%	31%	40%	36%	38%
8:00 PM	80%	67%	4%	6%	10%	23%	33%	28%	32%
9:00 PM	61%	53%	1%	2%	4%	13%	24%	23%	23%
10:00 PM	39%	31%	1%	1%	2%	5%	21%	18%	15%
11:00 PM	18%	15%	0%	0%	1%	1%	13%	11%	7%

*Solar-powered portable EV charging station

4. EV Station Pricing Structure Analysis

This section examines the analysis undertaken to identify EV charging station pricing structure considerations and recommendations. Considerations that informed pricing recommendations include understanding which costs associated with the City's EV charging stations should be recouped, maximizing utilization at EV charging stations and consistency with EV charging station pricing of neighboring jurisdictions.

4.1. COSTS

Three classes of costs are relevant when analyzing recommendations for a pricing structure and policy for the City's EV charging stations: (1) the capital expenses associated with designing, procuring, and installing the EV chargers; (2) fixed operations and maintenance costs; and (3) electricity costs. However, it is not common to attempt to recover capital expenses for EV charging stations and associated infrastructure, as these improvements are funded typically funded by taxes and/or grants for the benefit of the general public. The costs examined for this analysis are those associated with Level 2 type EV charging stations. A detailed breakdown of probable construction costs for a 10 port, five charging station, installation is provided in **Appendix B**.

Note that the costs reflected in this analysis reflect the costs at the time the analysis was conducted and most likely have or will increase in the future. Costs associated with Level 3 direct current fast-charging (DCFC) EV charging stations can also be assumed to be significantly more expensive and were not analyzed as part of this study.

4.1.1. Capital Expenses

Capital expenses involve those associated with the design, engineering, procurement, and installation of the City's EV charging stations. Based on the procurement and installation costs for the City's existing EV charging stations, each of the grid-connected EV charging stations are powered using existing electrical panels and required a relatively limited construction work. By avoiding electrical upgrades and extensive civil construction work, the City incurred relatively low design and engineering costs whereby its EV installation contractors were able to prepare and submit the documents to required for necessary permits.

The capital expenses incurred by the City's EV charging stations at City Hall, the Crown Valley Community Center, and the Metrolink Station are listed in **Table 3**. Note that the capital expenses shown in Table 3 were covered by grants obtained by the City and the City's annual Air Quality Management District allocation. While capital costs appear comparable between each EV charging station location, they vary significantly on a per-port and per-kW basis. This is primarily due to the total site kilowatt (kW) capacity based on the amps per port at each site. As can be seen below, while the Metrolink EV charging stations have the lowest per-port capital expenses due to lower construction and equipment costs, their lower site capacity results in a much higher cost on a per-kW basis.

Table 3: Capital Expenses for City's EV Charging Stations

Location	City Hall	Community Center	Metrolink
Contract date	11/17/21	11/1/22	11/17/21
Ports Installed	4	3	4
Breakers	4	3	2
Amps per port	30	30	15
kW per port (nameplate)	7.2	7.2	3.6
Total site kW capacity	28.8	21.6	14.4
Future ports	2	0	0
Capital Expenses (CapEx)			
Construction	\$ 37,324.00	\$35,476.00	\$31,024.00
EVSE	\$11,726.00	\$15,825.00	\$11,826.00
Total Cap Ex	\$49,050.00	\$51,301.00	\$42,850.00
Cap Ex / port	\$12,262.50	\$17,100.33	\$10,712.50
Cap Ex / kW	\$1,703.13	\$2,375.05	\$2,975.69

4.1.2. Fixed Operating Expenses

Fixed operating expenses, which exclude the cost of electricity, include costs associated with networking (and in the case of the solar-powered portable charging station at the Community Center, activating) the EV charging stations, warranty costs to cover ongoing maintenance, and associated taxes, shipping, and handling. The fixed operating expenses for the City's EV charging stations at City Hall, the Crown Valley Community Center, and the Metrolink Station are showcased in **Table 4**.

Table 4: Fixed Operating Expenses for City EV Charging Stations

Location	City Hall	Community Center	Metrolink
Ports installed	4	3	4
Amps per port	30	30	15
kW per port (nameplate)	7.2	7.2	3.6
Total site kW capacity	28.8	21.6	14.4
Operating Expenses (OpEx)			
Networking (site total)	\$5,276.00	\$4,155.00	\$5,276.00
Activation	\$ -	\$698.00	\$ -
Warranty (years)	5	5	5
Warranty Cost (site total)	\$4,990.00	\$5,240.00	\$4,990.00
Warrant Cost (per plug)	\$1,247.50	\$1,746.67	\$1,247.50
Warranty Cost (per plug per year)	\$249.50	\$349.33	\$249.50
Taxes, shipping, and handling	\$2,666.60	\$1,765.00	\$2,674.60
Total OpEx	\$12,932.60	\$11,858.00	\$12,940.60

Location	City Hall	Community Center	Metrolink
Total / port	\$3,233.15	\$3,952.67	\$3,235.15
Total / kW	\$449.05	\$548.98	\$898.65

While fixed operating expenses appear comparable at the location level, they vary significantly on a per-port and per-kW basis. However, the diminished site capacity still leads to much higher operating expenses on a per-kW basis at the Metrolink charging stations.

4.1.3. Electricity Costs

The electricity rates were reviewed using utility bills for City Hall, the Community Center, the Senior Center, and the Metrolink station. Both City Hall and the Community Center fall within the territory of SoCal Edison (SCE), while the Senior Center and Metrolink Station are serviced by San Diego Gas & Electric (SDG&E). Both electricity companies levy time-of-use rates and demand charges at each of City's facilities.

Because the City's EV charging stations are not separately metered, energy costs cannot be purely isolated from other electrical loads servicing these properties. Instead, the monthly per-kWh price for each location was determined by dividing an account's total EV charging station usage by the total number of kWh consumed. The average cost per kWh for each account is shown in **Table 5**. As can be seen, average costs per kWh are significantly higher for the City's facilities serviced by SDG&E compared to those serviced by SCE.

Table 5: Average Cost per kWh by City Facility

City Facility	Electricity Company	Bills Reviewed	Total Billed	Total kWh	Avg. price / kWh
City Hall & Community Center	Southern California Edison	March, April, and May 2023	\$ 33,564.94	168,197	\$ 0.19956
Senior Center	San Diego Gas & Electric	May 9, 2023 (page 8)	\$ 8,549.21	17,783	\$ 0.48075
Metrolink	San Diego Gas & Electric	May 26, 2023 (page 36)	\$ 3,952.54	10,624	\$ 0.37204

The monthly electricity costs for each of the City's EV charging station locations are listed in **Table 6** shown on the following page. These costs were calculated by multiplying the average price per kWh by each EV charging station's total energy usage.

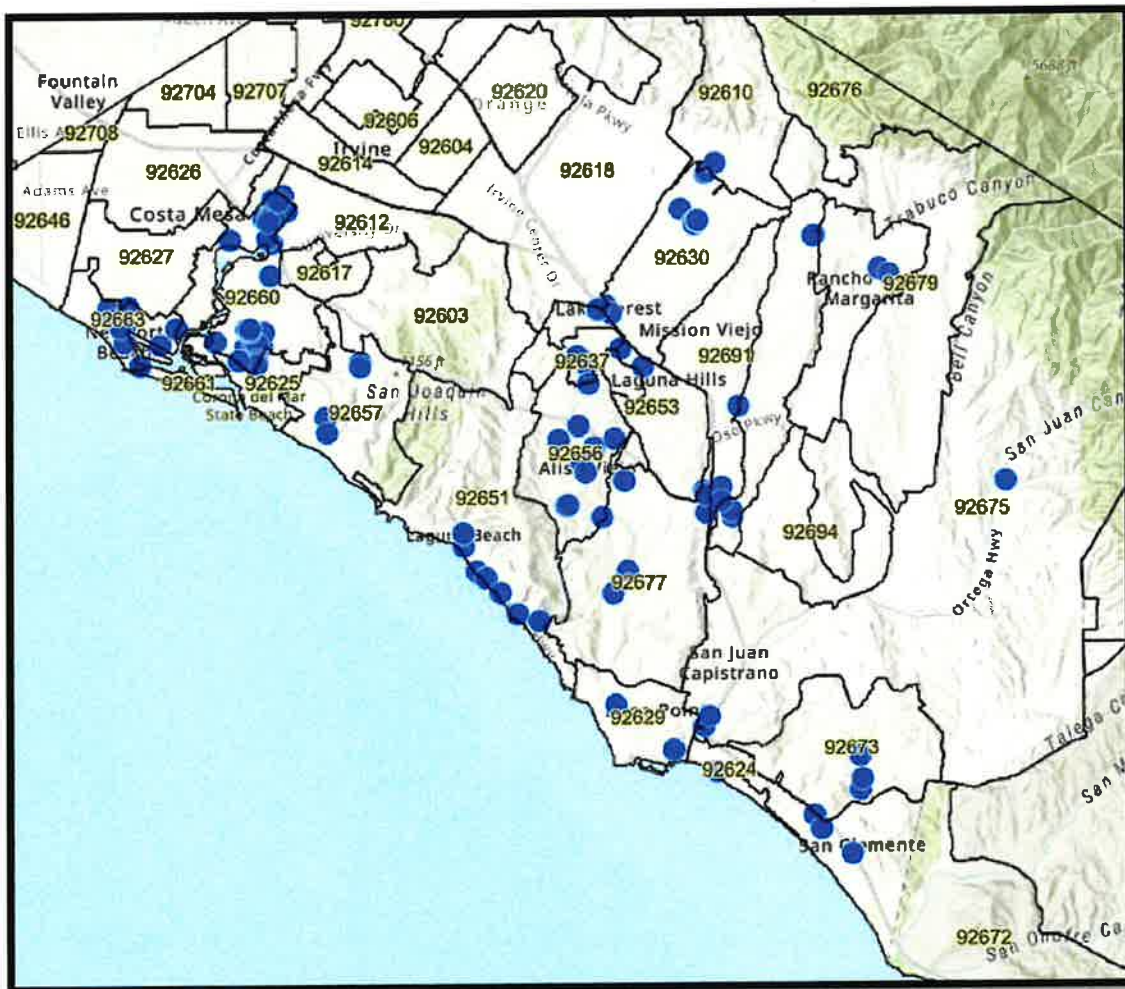
Table 6: Average Monthly Electricity Cost by EV Charging Station Location

Location	Electricity Company	Average kWh/Month (Jan. - May, 2023)	Average Electricity Cost per kWh	Average Monthly Electricity Cost
City Hall	Southern California Edison	9,450	\$ 0.19956	\$ 1,885.86
Community Center	Southern California Edison	599	\$ 0.19956	\$ 119.61
Senior Center	San Diego Gas & Electric	509	\$ 0.48075	\$ 244.80
Metrolink	San Diego Gas & Electric	4,666	\$ 0.37204	\$ 1,736.08

4.2. MARKET ANALYSIS

As part of this study, publicly available Level 2 EV charging stations were identified for neighboring jurisdictions in South Orange County from Newport Beach to San Clemente, with comparable demographics and socioeconomics to the City of Laguna Niguel. For each of these locations, where available, representative EV charging station pricing policies were reviewed. **Figure 7** shows the location of EV charging stations examined from neighboring jurisdictions.

Figure 7: Publicly Available Level 2 Charging Stations in Nearby Jurisdictions



The pricing structures for the publicly available EV charging stations in each of the neighboring jurisdictions, for which data is available, is presented in **Table 7** below.

Table 7: EV Charging Station Fees from Neighboring Jurisdictions

City	Per kWh Fee	Hourly Fee	Dwell Time Fee	Charging Time Limit	Notes
Aliso Viejo	X	X			\$0.45/kWh at Walgreens; \$5.00/hour at Soka University.
Lake Forest	X		X		\$0.30/kWh; \$10/hour dwell time fee with no grace period.
Laguna Beach		X		X	\$3.00/hour at City facilities, with 4-hour time limit; \$0.19/kWh up to 4 hours, then \$5.00/hour thereafter (Spectrum)
Laguna Hills	X		X		\$0.21/kWh; \$10/hour dwell time with 3-minute grace period at City facilities; \$0.19/kWh at Carlota Tower;
Laguna Woods	X	X		X	\$0.30/kWh; \$2/hour after 4 hours; City EV charging stations private.
Mission Viejo	X	X			\$0.25-\$0.40/kWh at Saddleback College.
Newport Beach	X	X			\$0.47/kWh at City facilities; \$1.25/hour at Irvine Co.
San Clemente	X				\$0.20/kWh at City facilities.
San Juan Capistrano					Free EV charging station at Nissan dealership.

EV charging station fees levied by neighboring jurisdictions mainly vary by the method of sale, either per kWh or per hour. For example, per kWh EV charging station fees ranged from \$0.19 in Laguna Beach to \$0.45/kWh for the Walgreens at 26531 Aliso Creek Road in Aliso Viejo. Hourly EV charging station fees ranged from free at the Nissan dealership in San Juan Capistrano to \$5.00 per hour at the Soka University Library in Aliso Viejo.

While theoretically cost per kWh allows for greater precision in tying the cost passed on to the consumer to the actual cost of electricity, cost per hour (or per minute) may be easier for consumers to understand when making decisions on when and where to charge their EVs.

While certain locations impose a dwell time charge, with or without a grace period, other locations impose a higher fee after a specified period of time, regardless of whether charging is complete. For example, the Spectrum location in Laguna Beach charges \$0.19/kWh for the first four hours of charging before imposing a fee of \$5.00 per hour thereafter.

5. EV Charging Station Policy Considerations and Recommendations

This section of the report summarizes the considerations identified by Kimley-Horn and their recommendations for the City's EV Charging Station Policy.

5.1. PRICING STRUCTURE

- a. Should the City absorb all of its operating and maintenance costs of EV charging stations or **recover some of its electricity costs** in the per kWh charging fee.

Recommendation: The City should seek to recover some or all of its electricity costs; however, the City should absorb the maintenance and other operating costs of the EV Charging Stations in the City's Operating Budget.

- b. Should the City utilize an **average charging fee** of \$0.25 per kWh throughout the City for use of the City EV charging stations or assess different charging fees at each City facility to account for the differences in costs from the two electricity providers.

Recommendation: Charge a fee of \$0.25 per kWh to use the City-owned EV charging stations. This fee is an average of the City's electricity costs per kWh based upon the EV charging demand at each City facility. Therefore, the City would be subsidizing a portion of the electricity costs for the EV Charging Stations located at the Metrolink Station and Sea Country Senior & Community Center.

- c. Should the City impose a **charging time limit** at the City-owned EV charging stations, such as three-hours with a 15-minute grace period, to encourage throughput or allow individuals to remove their vehicles as they choose.

Recommendation: Set an initial EV charging session time limit of three (3) hours with a 15-minute grace period for the user to retrieve and move their vehicle.

- d. Should the City assess an **overstay fee**, such as \$15.00 per hour, after the 3-hour time limit and grace period for all City facilities except the Metrolink Station or otherwise charge no or a different overstay fee amount.

Recommendation: To encourage users to retrieve and move their EV once they reach the 3-hour time limit and grace period, impose an overstay fee of \$15.00 per hour. Impose no overstay fee at the Metrolink Station due to the unique nature of that facility.

- e. Should the City assess a **dwell time fee** once the EV battery is fully charged, such as \$10.00 per hour, and allow a grace period, such as 15-minutes, for all City facilities except the Metrolink Station or otherwise charge no or a different dwell time fee amount.

Recommendation: To encourage users to retrieve and move their EV once their battery is full, impose a dwell time fee of \$10.00 per hour. Impose no dwell time fee at the Metrolink Station due to the unique nature of that facility.

- f. Should the City collect a charging fee, impose a charging time limit, impose an overstay fee and/or a dwell time fee for **use of its portable solar-powered EV charging stations**.

Recommendation: At the existing portable solar-powered EV charging stations, impose no charging fee; however, do impose the three (3) hour time limit along with the overstay fee and dwell time fee.

5.2. EV CHARGING NETWORK EXPANSION

For City-owned facilities with existing EV charging infrastructure present, installation of future EV charging stations should be considered for locations where the average EV port demand capacity is consistently exceeding 90% per day. An additional key metric to consider is high port occupancy during peak demand hours. Based on this metric, the City Hall location is the best candidate for the deployment of an additional EV charging station(s).

For City-owned facilities not currently serviced by EV charging infrastructure, any future EV charging station installations should be some distance from the City's existing EV charging stations and at locations where members of the public are more likely to spend longer amounts of time.

Overall, the City should consider measured expansion to its EV charging system network at City-owned facilities based upon user demand and the availability of grant funds.

6.0 FUNDING OPPORTUNITIES

Funding strategies can offset the costs of procuring and installing additional EV charging stations, either up-front or post-purchase. The funding opportunities outlined in this section were evaluated for their potential in installing additional Level 2 chargers as well as installation of direct-current fast charger (DCFC) deployment. A variety of federal, state and utility company funding sources were assessed. It should be noted that available funding programs and/or their requirements often change and shift over time. Sources such as [grants.gov](https://www.grants.gov), the California Energy Commission (CEC), and electricity companies should be regularly monitored for announcements on funding programs.

6.1.1. Grants

National Electric Vehicle Infrastructure Formula (NEVI) Program

The U.S. Department of Transportation (USDOT) Federal Highway Administration (FHWA) designates a national network of plug-in EV charging stations and other alternative fueling infrastructure (hydrogen, propane, natural gas, etc.) along national highway system corridors. The alternative fuel corridors (AFCs) are designated as such, pending receipt and acceptance of nominations from state and local officials.

FHWA has since distributed \$5 billion under the NEVI Program for State governments to disburse via grants to create a nationwide, interconnected network of DCFCs along and nearby designated AFCs.

Caltrans and the CEC are partnering to implement the NEVI Program, with California's share of funding at \$384 million over five years.

Currently, the portion of the Pacific Coast Highway (PCH) signed as California State Route 1 (SR-1) is a designated AFC, though Interstate 5 (I-5) in Orange County is not. However, FHWA periodically updates and redesignates AFCs, and local agencies can submit applications to designate desired corridors as AFCs when application windows open.

Charging and Fueling Infrastructure (CFI) Discretionary Grant Program

The CFI Discretionary Grant Program, also overseen by FHWA, aims to strategically deploy EV charging and alternative fueling infrastructure along AFCs and within urban and rural communities in publicly accessible locations, including downtown areas and local neighborhoods, particularly in underserved and disadvantaged communities.

The Bipartisan Infrastructure Law (BIL) provides \$2.5 billion over five years for this program. The Notice of Funding Opportunity (NOFO) from Fiscal Years 2022 and 2023 offered up to \$700 million, though the most recent call for applications closed in June 2023. Check the website for announcements of future application windows.

Convenient, High-Visibility, Low-Cost Level 2 Charging (CHILL-2) Grant Program

Developed under the CEC's Clean Transportation Program, the CHILL-2 Grant Program provides funding for projects that demonstrate replicable and scalable business and technology models to deploy Level 2 charging infrastructure and improve public awareness of and confidence in Level 2 charging access through high-density, high-visibility installations within a 1.5-mile radius of the project area. The program made \$24 million available, though the most recent call for applications closed in June 2023. Check the website for announcements of future application windows.

Carl Moyer Memorial Air Quality Standards Attainment Grant Program

Developed by the California Air Resources Board (CARB), this grant program funds projects that enable the deployment of alternative, advanced, and cleaner technologies to support the State's air quality improvement goals. The program funds up to 50% to 60% of the up-front costs for installing EV charging infrastructure. Since 1998, the program has continued to provide over \$60 million in grant funding each year, though the most recent call for applications closed in May 2023. Check the website for announcements of future application windows.

6.1.2. Rebates & Incentives

California Electric Vehicle Infrastructure Project (CALeVIP)

Funded through the CEC, the CALeVIP Program provides incentives and works with local partners to develop and implement projects that meet current and future regional needs for publicly available EV charging stations. CALeVIP 1.0 launched 13 regional projects between 2017 and 2022 to fund rebates of up to \$6,000 per connector for Level 2 chargers and up to \$80,000 per DCFC across the State.

While these programs have since exhausted their funds and are closed for applications, the State launched CALeVIP 2.0 in 2023 with the Golden State Priority Project, which exclusively funds rebates

for DCFCs at up to 50% of a project's total approved costs, capped at \$100,000 per active connector. The tiered application process prioritizes shovel-ready projects in exclusively disadvantaged communities (DACs) or low-income community (LIC) census tracts as defined by the California Climate Investments Priority Populations Map, which does include some census tracts within the City. Applications closed in November 2023 for the Southern California Region, providing up \$19 million in funding for rebates.

Charge Ready

The Charge Ready Program and is available to SCE customers to offset the costs of installing EV charging infrastructure. As a part of this program, SCE performs all necessary infrastructure work on the utility side of the meter and all participants can also choose to have SCE perform customer-side infrastructure work at no additional cost. Alternatively, applicants may choose to design, procure, install, and maintain the customer-side make-ready infrastructure themselves and qualify to receive a rebate of up to 80% of the estimated costs SCE would incur for performing the work.

Rebates are available for the purchase and installation of four or more Level 1 or Level 2 EV charging station ports and/or at least two DCFC ports. This program is available through 2025, or until available funding is fully subscribed. Participants are responsible for purchasing and installing all EV charging equipment and paying all EV charging station energy costs. The Charge Ready Program is currently only accepting applications for DACs.

6.1.3. Tax Credits & Incentives

Alternative Fuel Infrastructure Tax Credit

Funded through the Internal Revenue Service (IRS), this tax credit provides up to 30% of the cost for the purchase and installation of EV charging station equipment up to a \$100,000 ceiling. Applications are accepted on a rolling basis.

Low Carbon Fuel Standard (LCFS)

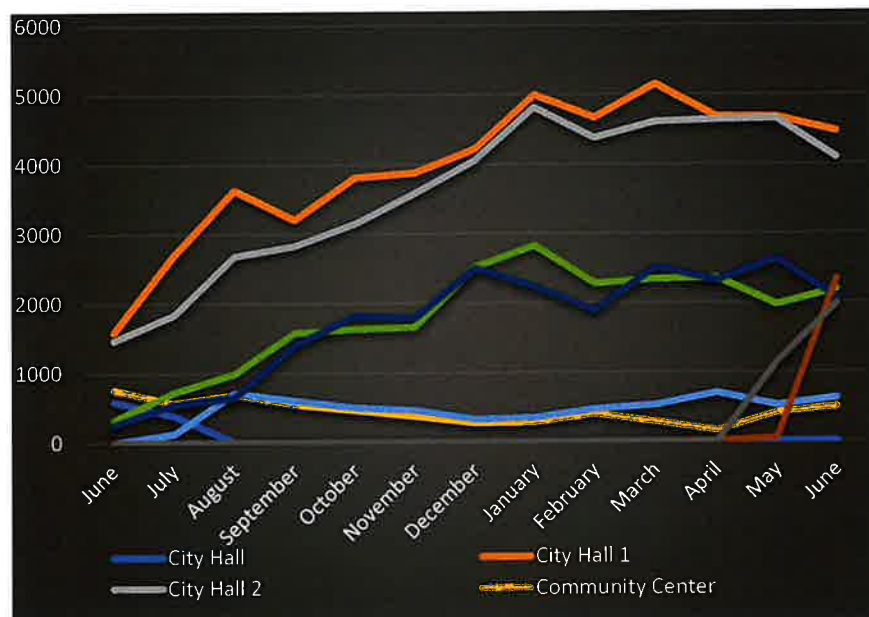
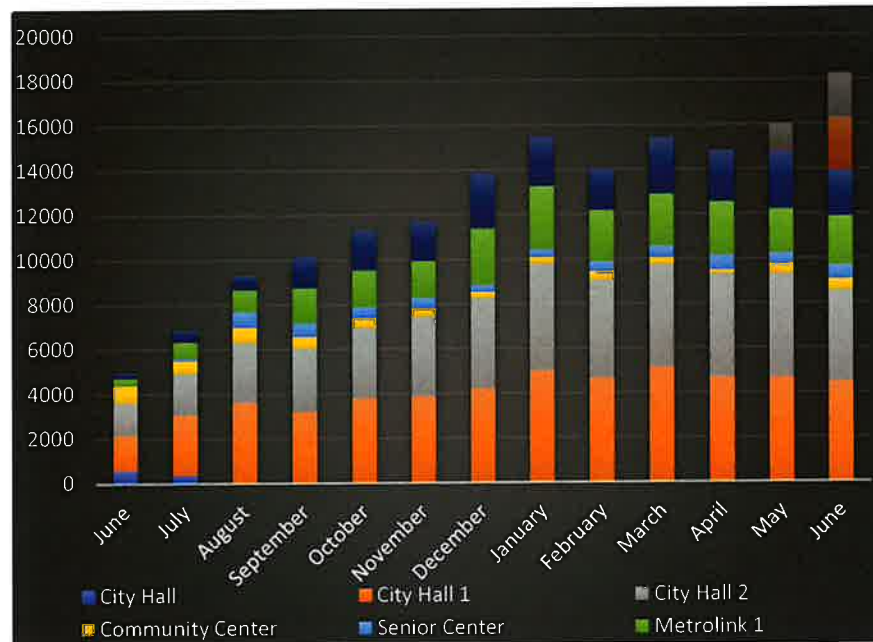
Funded through the California Public Utilities Commission (CPUC), The LCFS incentivizes use of electric and hydrogen technologies in transportation by providing credits to Level 2 charger and DCFC owners based on the amount of electricity dispensed, with additional credits for DCFCs generated based on their capacity. These credits can then be sold by a registered broker to be reinvested in additional EV charging infrastructure or services. The value of the LCFS credits vary greatly depending on the number of EV charging stations in operation, the type of EV chargers installed, user demand, and the amount of credit when sold.

Communities in Charge

Implemented by CALSTART and funded by the CEC's Clean Transportation Program, Communities in Charge provides incentives for Level 2 EV charging stations at a base of \$3,500 or 75% of eligible costs, whichever is less. Applicants may qualify for the base incentive, at a minimum, and payment amounts shall be determined by the total eligible project costs. Check the website for announcements of future application windows.

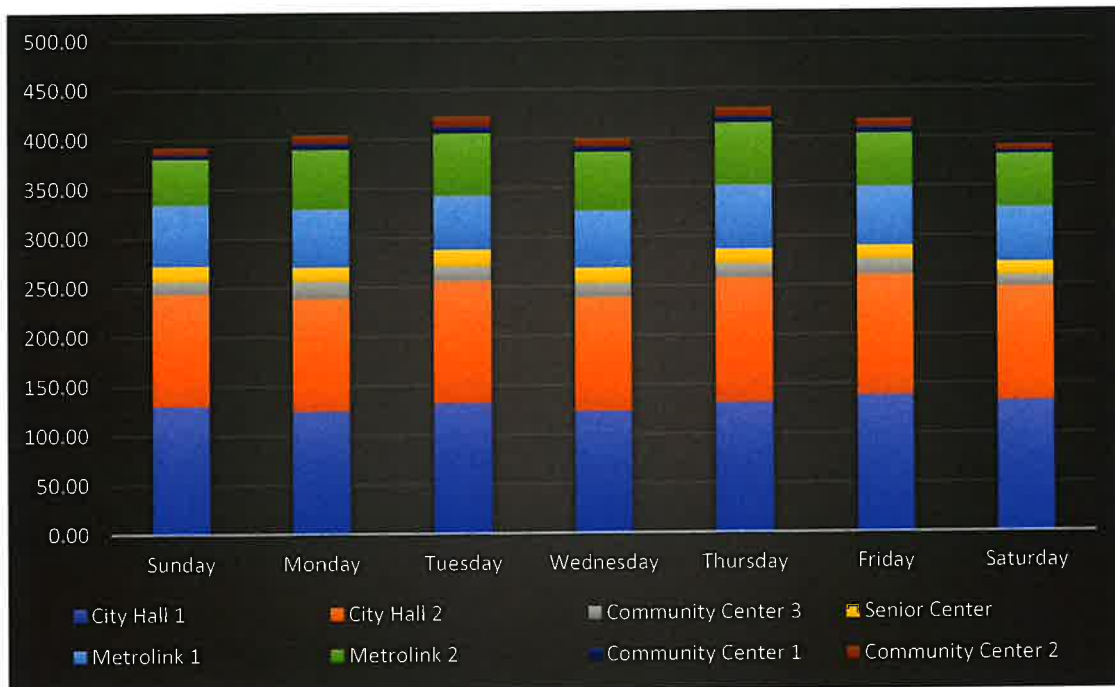
APPENDIX A – ChargePoint Data Collection Figures

Total Energy Usage (kWh) by Month for each Charging Station



Average Energy Usage (kWh) by Day of Week for each Charging Station

Day of Week	City Hall 1		City Hall 2		Community Center 1		Community Center 2		Community Center 3		Senior Center		Metrolink 1		Metrolink 2	
	#	%	#	%	#	%	#	%	#	%	#	%	#	%	#	%
Sunday	131	34%	114	30%	5	1%	6	2%	13	3%	15	4%	62	16%	47	12%
Monday	125	32%	114	29%	6	2%	8	2%	17	4%	14	4%	59	15%	60	15%
Tuesday	133	33%	124	30%	7	2%	10	2%	15	4%	17	4%	55	13%	63	16%
Wednesday	124	32%	115	30%	6	2%	8	2%	14	4%	16	4%	58	15%	59	15%
Thursday	132	32%	126	30%	7	2%	9	2%	14	3%	15	4%	65	16%	63	15%
Friday	139	34%	121	30%	7	2%	8	2%	16	4%	14	3%	60	15%	54	13%
Saturday	133	35%	115	30%	4	1%	5	1%	11	3%	14	4%	55	15%	54	14%





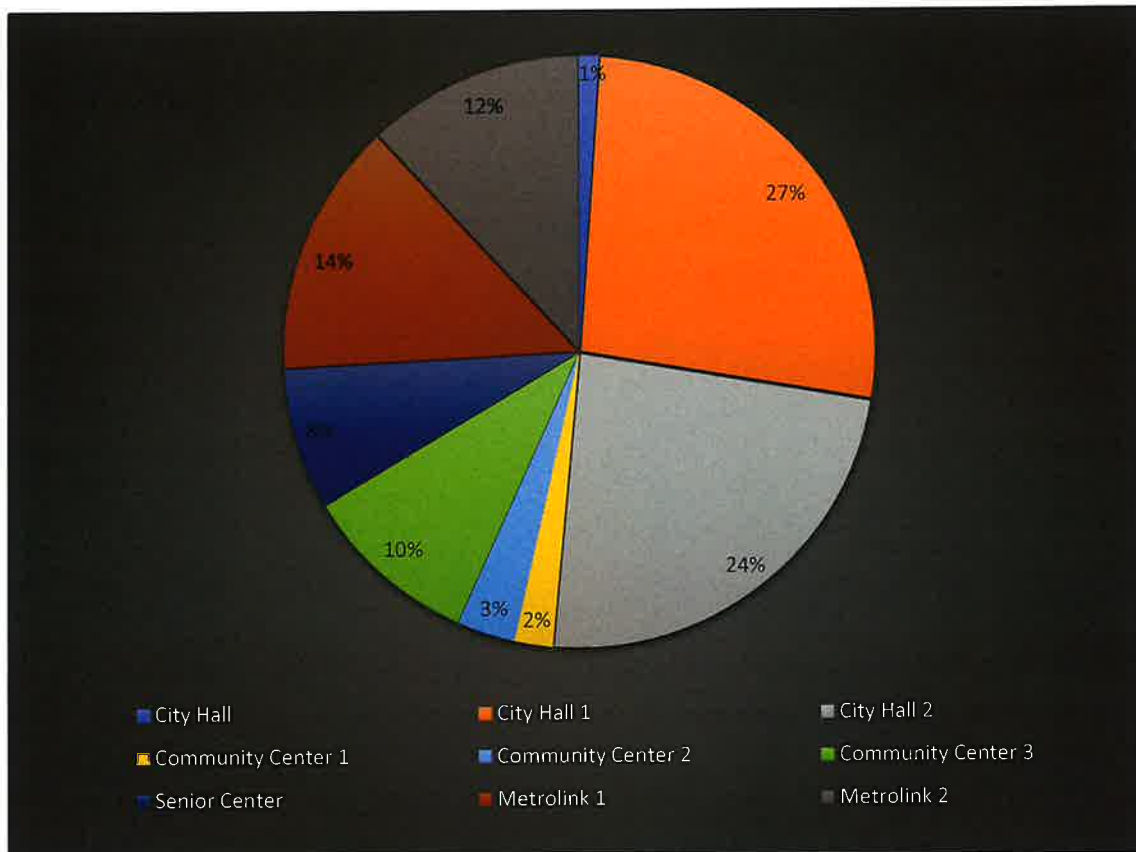
Average Energy Usage (kWh) by Time of Day for each Charging Station

Time of Day	City Hall 1	City Hall 2	Community Center 1	Community Center 2	Community Center 3	Senior Center	Metrolink 1	Metrolink 2	Summary
12:00 AM	29.73	29.22	-	-	-	26.14	22.74	19.34	26.14
1:00 AM	34.91	35.18	-	1.30	17.88	26.86	22.69	24.32	26.86
2:00 AM	25.38	27.67	0.00	-	-	22.58	18.15	24.58	22.58
3:00 AM	24.51	26.68	-	-	-	18.38	16.96	11.10	18.38
4:00 AM	16.78	13.64	-	-	-	14.68	15.84	9.71	14.68
5:00 AM	12.29	14.78	16.88	-	3.94	16.20	20.73	20.33	16.20
6:00 AM	14.72	16.89	24.88	11.80	4.35	16.65	16.59	24.07	16.65
7:00 AM	17.36	15.75	13.75	7.78	4.23	16.58	16.81	21.91	16.58
8:00 AM	19.65	18.71	8.62	6.84	4.06	15.76	17.03	19.38	15.76
9:00 AM	16.00	18.57	13.97	11.34	4.61	13.44	13.19	13.10	13.44
10:00 AM	13.63	13.06	6.67	9.12	4.84	10.82	10.33	11.49	10.82
11:00 AM	13.20	14.94	7.26	7.43	4.12	11.23	15.17	12.37	11.23
12:00 PM	13.40	14.74	8.30	7.49	3.93	10.67	11.37	11.22	10.67
1:00 PM	14.56	14.14	11.04	8.18	6.67	11.06	8.42	8.89	11.06
2:00 PM	12.43	13.28	7.99	10.36	5.85	9.92	7.98	8.32	9.92
3:00 PM	11.81	13.00	8.66	8.85	5.54	9.26	5.91	9.07	9.26
4:00 PM	15.17	13.35	7.35	8.14	4.20	10.84	9.96	12.07	10.84
5:00 PM	14.91	13.96	6.98	8.99	5.25	11.58	11.88	15.31	11.58
6:00 PM	15.39	15.19	5.39	6.46	4.69	12.50	16.50	14.69	12.50
7:00 PM	17.86	15.94	8.98	7.70	5.05	14.37	16.42	17.05	14.37
8:00 PM	20.32	20.90	3.59	10.65	5.94	18.26	18.83	18.54	18.26
9:00 PM	23.42	23.42	-	0.02	8.10	20.32	16.56	18.89	20.32
10:00 PM	31.50	34.25	39.26	0.36	4.38	27.10	20.21	24.62	27.10
11:00 PM	35.93	36.76	-	-	8.86	28.75	25.72	16.16	28.75

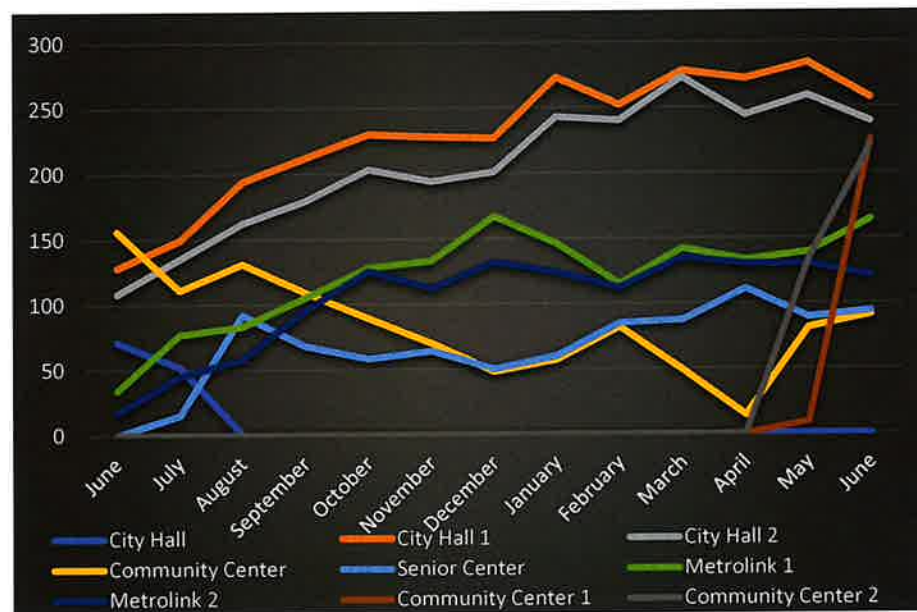
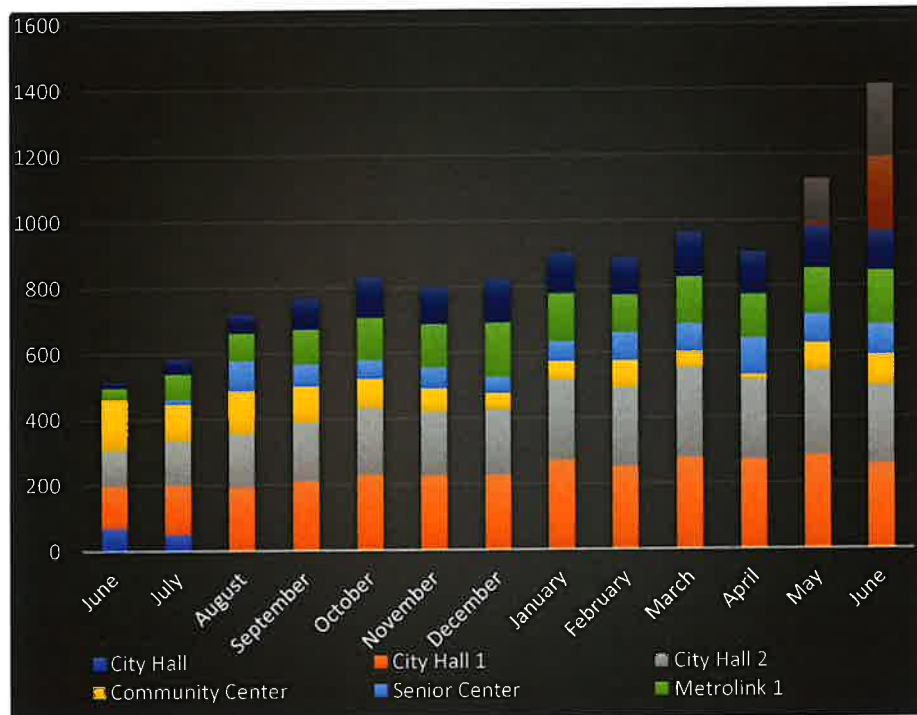
Average Energy Usage (kWh) by Time of Day for each Charging Station (continued)



Percentage of Total Number of EV Charging Sessions by Charging Station



Total Number of EV Charging Sessions by Month for each Charging Station

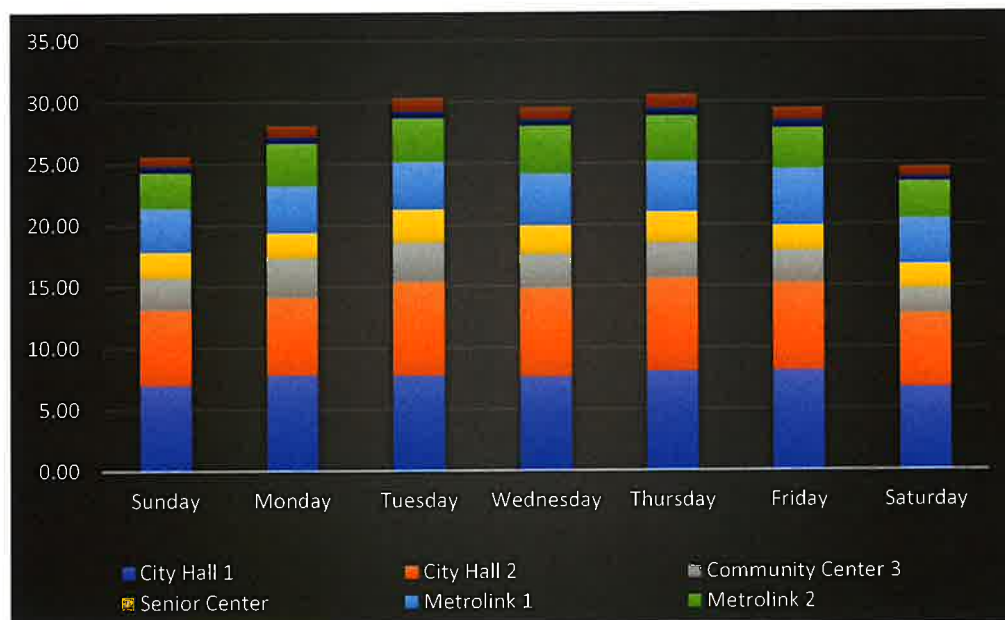
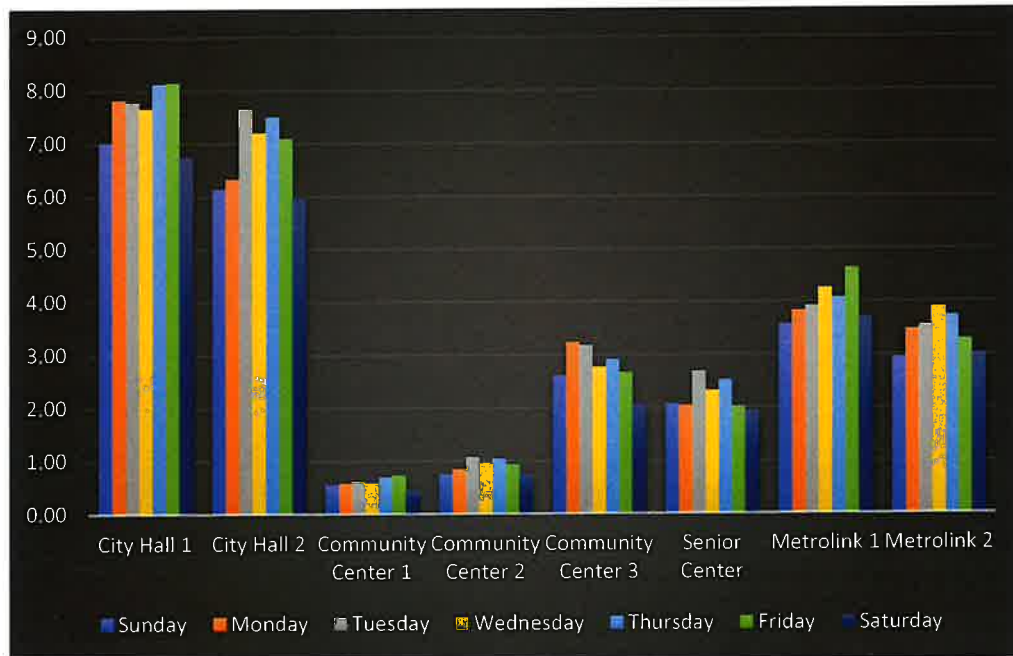




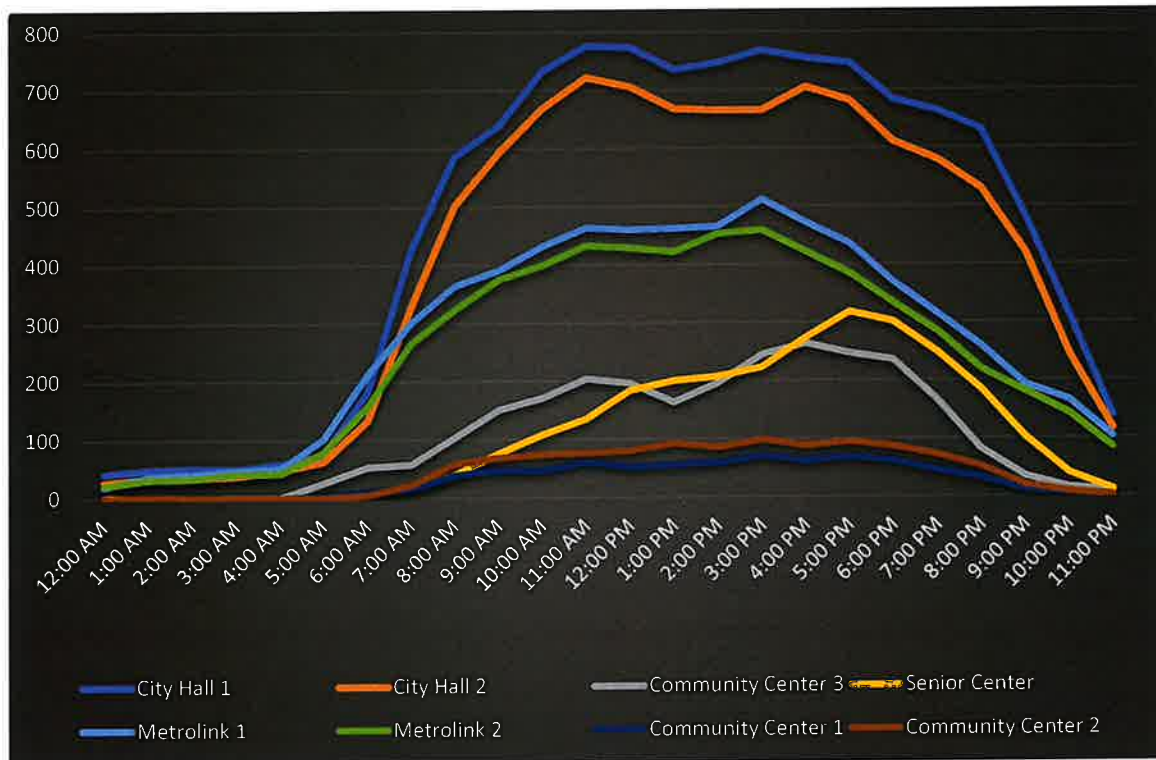
Average Number of EV Charging Sessions by Day of Week for each Charging Station

Day of Week	City Hall 1		City Hall 2		Community Center 1		Community Center 2		Community Center 3		Senior Center		Metrolink 1		Metrolink 2	
	#	%	#	%	#	%	#	%	#	%	#	%	#	%	#	%
Sunday	7.02	29%	6.14	25%	0.55	2%	0.75	3%	2.61	11%	2.07	9%	3.57	15%	2.95	12%
Monday	7.82	29%	6.32	24%	0.57	2%	0.84	3%	3.23	12%	2.04	8%	3.82	14%	3.46	13%
Tuesday	7.77	27%	7.64	27%	0.61	2%	1.07	4%	3.18	11%	2.68	9%	3.91	14%	3.54	12%
Wednesday	7.66	27%	7.20	26%	0.57	2%	0.95	3%	2.77	10%	2.32	8%	4.25	15%	3.88	14%
Thursday	8.13	28%	7.50	26%	0.70	2%	1.04	4%	2.91	10%	2.52	9%	4.07	14%	3.73	13%
Friday	8.14	29%	7.09	25%	0.73	3%	0.93	3%	2.66	10%	2.02	7%	4.63	17%	3.29	12%
Saturday	6.75	29%	5.96	25%	0.45	2%	0.75	3%	2.07	9%	1.95	8%	3.71	16%	3.02	13%

**Average Number of EV Charging Sessions by Day of Week for each Charging Station
(continued)**



Total Number of EV Charging Sessions by Time of Day for each Charging Station

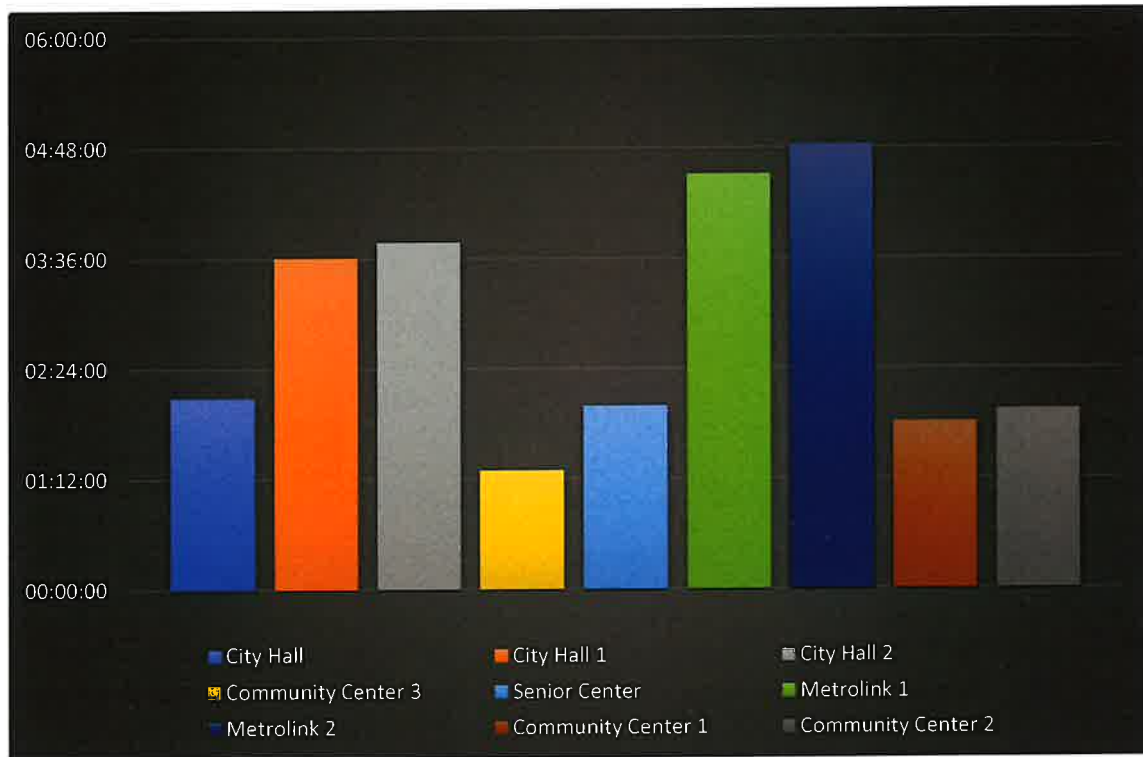




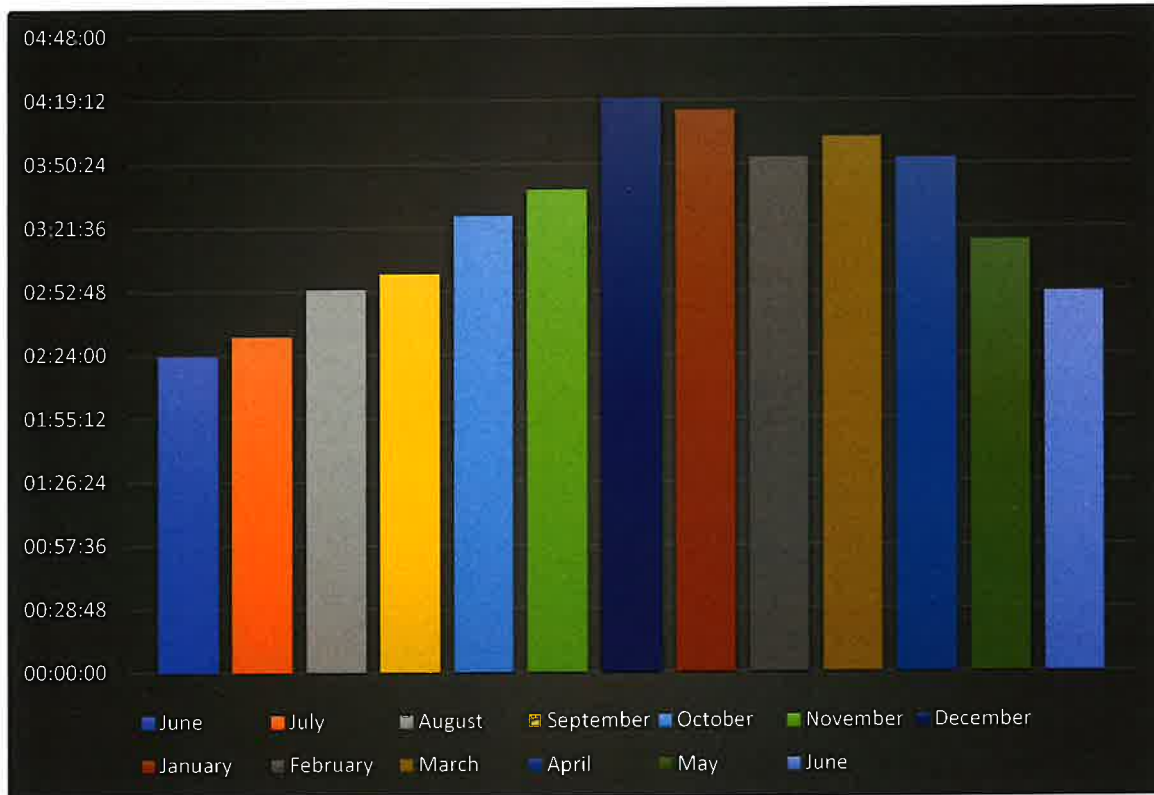
Total Number of EV Charging Sessions by Time of Day for each Charging Station

Time of Day	City Hall 1	City Hall 2	Community Center 1	Community Center 2	Community Center 3	Senior Center	Metrolink 1	Metrolink 2	Summary
12:00 AM	42	27	0	0	0	1	20	22	112
1:00 AM	49	35	0	1	1	1	37	32	157
2:00 AM	51	35	1	0	1	1	40	34	163
3:00 AM	50	38	0	0	1	0	47	41	177
4:00 AM	58	47	0	0	1	0	50	42	198
5:00 AM	74	63	3	0	26	1	102	79	349
6:00 AM	183	133	9	4	53	9	212	157	760
7:00 AM	427	329	16	22	57	16	301	266	1437
8:00 AM	586	502	38	58	103	39	364	323	2032
9:00 AM	640	593	47	68	151	76	391	375	2375
10:00 AM	733	669	46	74	171	108	432	399	2668
11:00 AM	776	722	61	76	204	135	464	433	2902
12:00 PM	774	706	52	80	196	184	460	429	2911
1:00 PM	735	668	56	92	163	200	462	422	2829
2:00 PM	747	665	59	85	196	207	466	453	2909
3:00 PM	768	665	71	98	245	223	512	459	3073
4:00 PM	755	705	62	88	264	274	472	422	3084
5:00 PM	747	682	69	95	247	318	436	385	3016
6:00 PM	684	611	62	86	235	301	370	334	2704
7:00 PM	664	580	45	72	165	248	315	284	2394
8:00 PM	632	530	32	51	81	184	259	219	2004
9:00 PM	483	420	11	19	34	101	192	180	1454
10:00 PM	312	244	6	7	14	39	165	142	936
11:00 PM	139	116	1	1	9	11	102	83	464

Average EV Charging Session Length by Charging Station



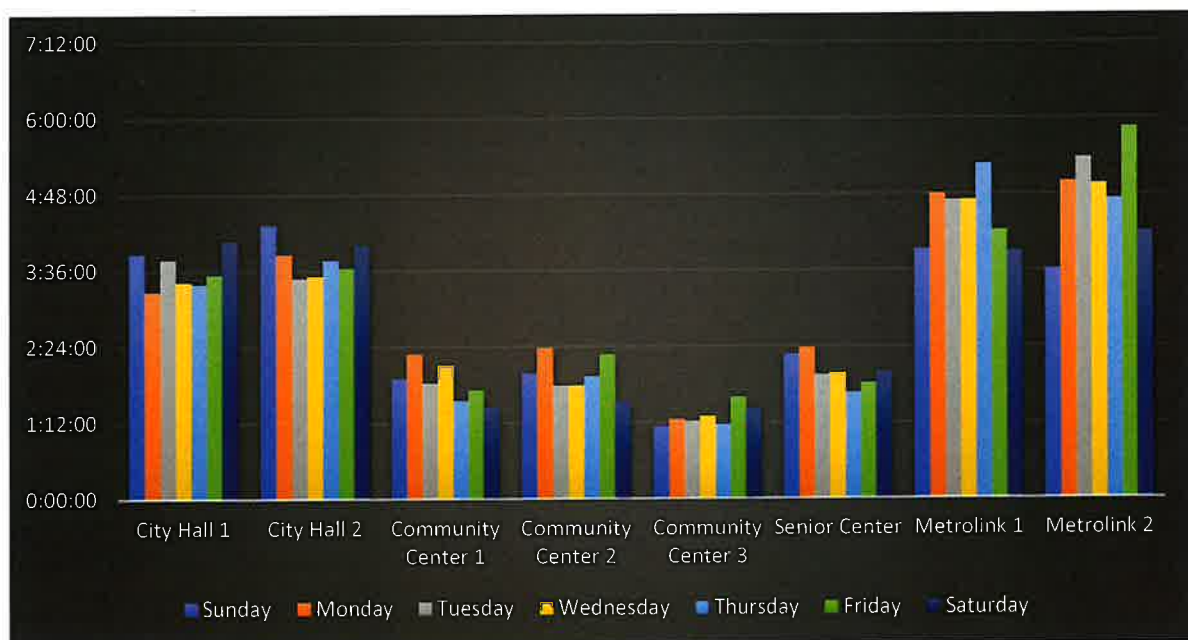
Total Average EV Charging Session Length by Month



Average EV Charging Session Length by Day of Week for each Charging Station

Day of Week	City Hall 1	City Hall 2	Community Center 1	Community Center 2	Community Center 3	Senior Center	Metrolink 1	Metrolink 2	Summary
Sunday	3:52:18	4:19:20	1:53:47	1:58:42	1:08:10	2:16:15	3:55:42	3:36:22	3:25:36
Monday	3:16:06	3:51:37	2:17:17	2:22:56	1:14:52	2:22:33	4:48:01	4:59:26	3:26:36
Tuesday	3:46:50	3:28:52	1:49:43	1:47:09	1:13:20	1:57:02	4:41:55	5:21:51	3:27:31
Wednesday	3:25:21	3:30:33	2:06:37	1:47:07	1:17:53	1:57:51	4:42:05	4:57:22	3:24:52
Thursday	3:23:20	3:46:08	1:32:54	1:55:55	1:10:09	1:40:08	5:15:57	4:43:11	3:24:28
Friday	3:32:15	3:38:45	1:43:00	2:16:32	1:36:13	1:49:13	4:13:20	5:50:41	3:31:58
Saturday	4:04:41	4:00:15	1:26:36	1:31:42	1:24:54	2:00:07	3:54:18	4:12:08	3:29:52

Average EV Charging Session Length by Day of Week for each Charging Station

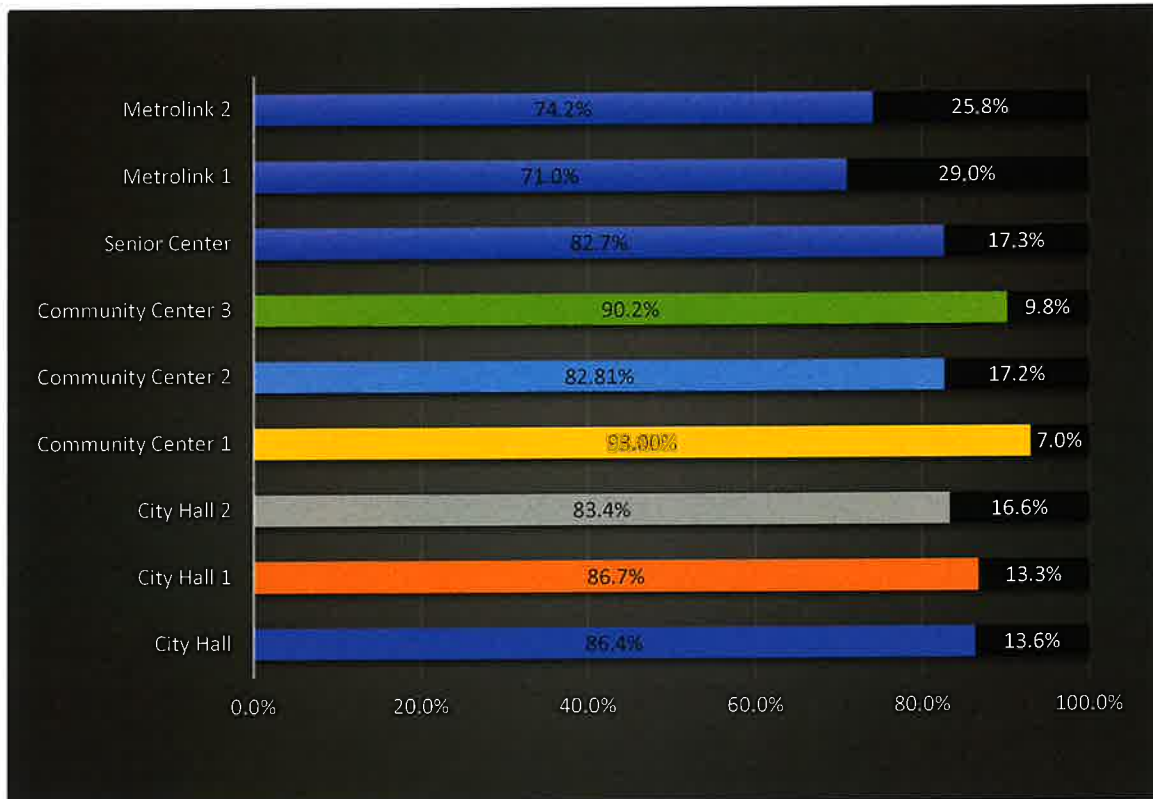




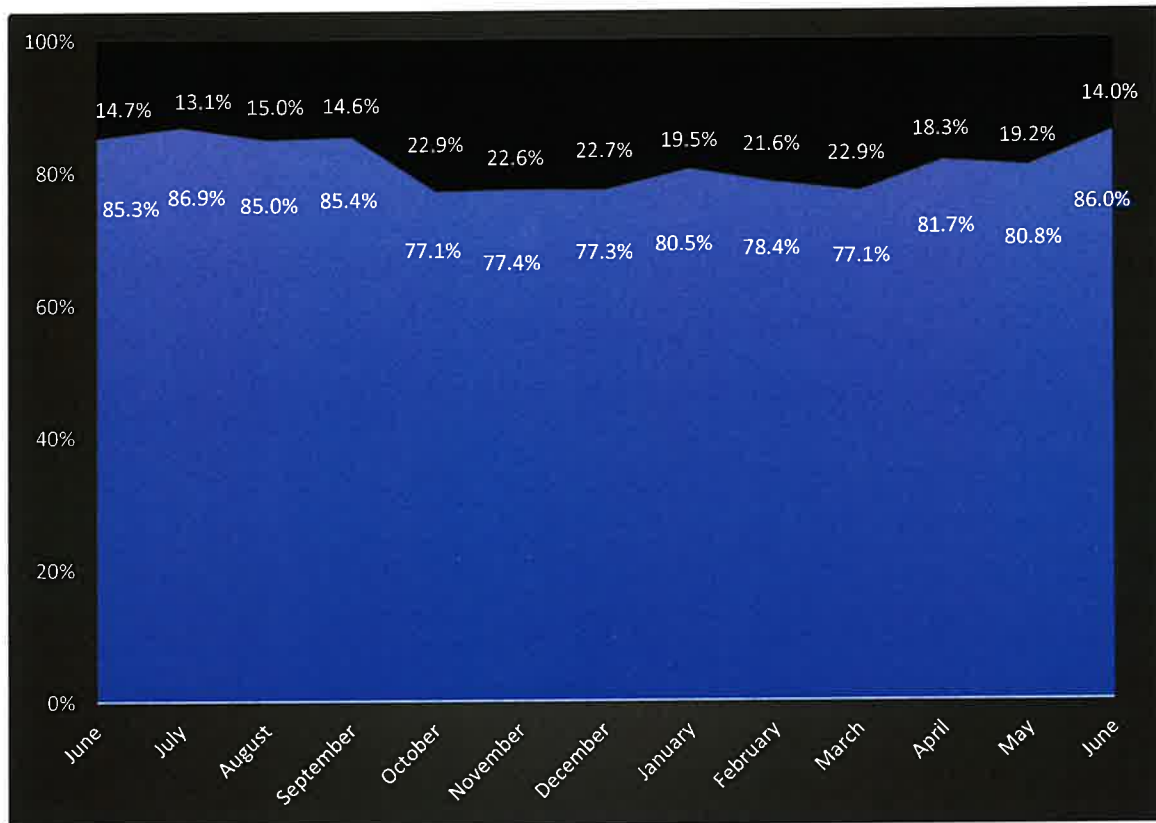
Average EV Charging Session Length by Time of Day for each Charging Station

Time of Day	City Hall 1	City Hall 2	Community Center 1	Community Center 2	Community Center 3	Senior Center	Metrolink 1	Metrolink 2	Summary
12:00 AM	6:23:42	7:07:13	-	-	-	1:58:58	5:33:50	5:16:07	6:09:39
1:00 AM	7:45:55	8:05:10	-	0:20:31	3:19:20	-	5:23:37	5:27:49	6:08:34
2:00 AM	5:04:22	5:20:01	0:02:00	-	-	-	4:34:43	4:27:34	4:40:32
3:00 AM	4:20:22	4:43:30	-	-	-	-	4:42:03	4:30:14	4:34:09
4:00 AM	2:58:32	2:22:25	-	-	-	-	4:20:18	2:14:36	3:00:56
5:00 AM	2:19:20	2:43:54	3:04:09	-	0:52:13	4:48:24	8:16:44	9:03:26	5:55:29
6:00 AM	3:03:22	3:32:46	5:53:24	4:58:21	1:22:12	1:49:46	7:54:04	8:58:13	5:30:08
7:00 AM	3:32:04	3:19:39	2:27:37	2:37:38	1:08:36	2:14:12	8:56:08	9:22:32	5:01:26
8:00 AM	4:07:10	4:12:45	1:35:27	1:24:53	1:06:21	1:39:03	4:05:57	5:05:36	3:37:50
9:00 AM	3:11:12	3:45:59	2:36:52	2:29:16	1:15:50	2:03:46	3:39:00	3:43:05	3:03:44
10:00 AM	3:05:00	2:49:01	1:45:07	2:19:20	1:22:40	1:38:17	2:38:45	2:40:31	2:32:59
11:00 AM	2:59:09	3:30:02	1:29:22	1:47:46	1:11:04	1:40:45	4:13:04	2:59:39	2:45:16
12:00 PM	2:46:31	3:03:44	1:30:34	1:39:52	1:03:34	1:35:45	2:52:35	3:29:43	2:30:18
1:00 PM	2:59:44	2:49:12	2:19:33	1:44:12	1:49:10	2:12:41	2:26:43	3:16:45	2:36:51
2:00 PM	2:39:32	3:01:49	1:36:15	2:11:36	1:33:53	1:41:01	2:21:45	2:36:22	2:24:53
3:00 PM	2:32:12	2:58:23	1:44:06	1:56:21	1:40:32	1:54:53	2:42:35	3:38:18	2:31:28
4:00 PM	3:23:36	2:50:41	1:32:51	1:51:18	1:11:27	2:09:47	2:26:25	3:16:23	2:34:50
5:00 PM	3:10:39	3:12:58	1:23:56	1:51:23	1:12:51	2:14:52	2:56:53	4:10:28	2:46:50
6:00 PM	3:21:51	3:27:08	1:04:44	1:51:39	1:02:44	1:46:40	4:23:24	4:07:04	3:00:55
7:00 PM	4:01:01	3:41:40	1:38:48	1:37:51	1:03:08	2:16:49	4:11:36	4:10:37	3:25:05
8:00 PM	4:45:40	5:05:01	0:39:48	3:03:12	1:12:23	2:24:42	4:21:22	4:50:26	4:27:06
9:00 PM	5:34:09	5:42:11	-	0:00:48	1:37:20	3:20:20	4:43:32	4:37:01	5:05:50
10:00 PM	6:44:16	7:53:16	12:13:34	0:09:40	0:47:27	3:52:12	4:56:56	6:54:40	6:26:50
11:00 PM	7:46:38	8:58:51	-	-	1:46:53	1:04:28	6:52:35	4:21:39	7:00:07

Average Time Spent Charging vs Dwell Time by Charging Station



Total Average Time Spent Charging vs Dwell Time by Month



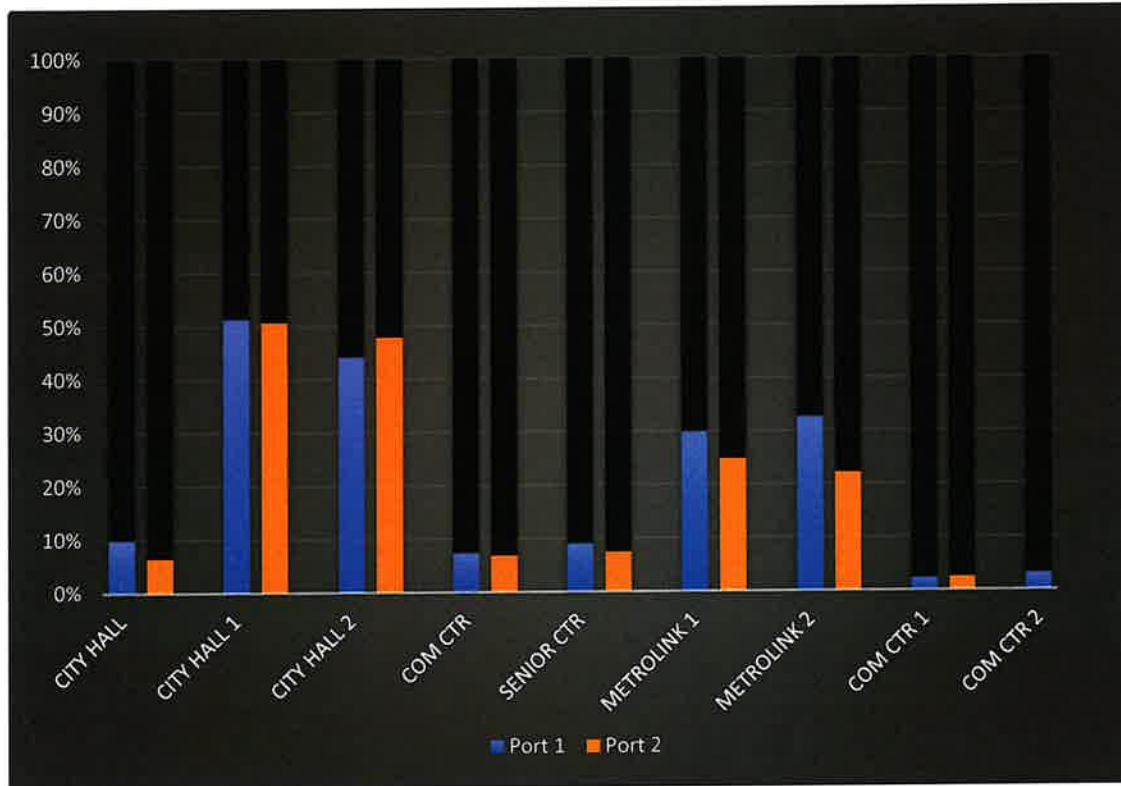
Average Time Spent Charging vs Dwell Time by Day of Week for each Charging Station

Day of Week	City Hall 1		City Hall 2		Community Center 1		Community Center 2		Community Center 3		Senior Center		Metrolink 1		Metrolink 2		Summary	
	Chrg.	Dwell	Chrg.	Dwell	Chrg.	Dwell	Chrg.	Dwell	Chrg.	Dwell	Chrg.	Dwell	Chrg.	Dwell	Chrg.	Dwell	Chrg.	Dwell
Sunday	85.9%	14.1%	78.2%	21.8%	94.7%	5.3%	78.5%	21.4%	92.0%	8.0%	82.8%	17.2%	91.8%	8.2%	90.5%	9.5%	85.2%	14.8%
Monday	89.0%	11.0%	85.5%	14.5%	86.1%	13.9%	78.9%	21.1%	96.0%	4.0%	71.3%	28.7%	68.9%	31.1%	76.7%	23.3%	81.4%	18.6%
Tuesday	83.5%	16.1%	84.6%	15.4%	97.8%	2.2%	92.3%	7.7%	90.8%	9.2%	83.2%	16.8%	66.5%	33.5%	71.5%	28.5%	79.4%	20.6%
Wednesday	89.5%	14.5%	82.8%	17.2%	90.5%	9.5%	81.6%	18.4%	91.1%	8.9%	81.4%	18.6%	60.9%	39.1%	68.9%	31.1%	77.0%	23.0%
Thursday	89.3%	10.7%	83.5%	16.5%	98.0%	2.0%	84.8%	15.2%	92.4%	7.6%	89.9%	10.1%	70.2%	29.8%	76.1%	23.9%	81.9%	18.1%
Friday	87.6%	12.4%	84.9%	15.1%	92.9%	7.1%	76.8%	23.2%	85.3%	14.7%	84.0%	16.0%	68.7%	31.3%	60.7%	39.3%	77.8%	22.2%
Saturday	86.2%	13.8%	84.4%	15.6%	90.4%	9.6%	89.0%	11.0%	83.7%	16.3%	89.3%	10.7%	77.9%	22.1%	86.2%	13.8%	84.6%	15.4%


Average Time Spent Charging vs Dwell Time by Time of Day for each Charging Station

Time of Day	City Hall 1		City Hall 2		Community Center 1		Community Center 2		Community Center 3		Senior Center		Metrolink 1		Metrolink 2		Summary	
	Chrg.	Dwell	Chrg.	Dwell	Chrg.	Dwell	Chrg.	Dwell	Chrg.	Dwell	Chrg.	Dwell	Chrg.	Dwell	Chrg.	Dwell	Chrg.	Dwell
12:00 AM	83.9%	16.1%	71.8%	28.2%	0.0%	-	0.0%	-	-	-	99.7%	0.3%	82.2%	17.8%	94.7%	5.3%	82.1%	17.9%
1:00 AM	77.4%	22.6%	76.5%	23.5%	4.2%	-	4.2%	69.1%	99.9%	0.1%	-	-	92.4%	7.6%	90.1%	9.9%	84.5%	15.5%
2:00 AM	89.1%	10.9%	90.2%	9.8%	8.3%	0.0%	8.3%	-	-	-	-	-	94.9%	5.1%	92.6%	7.4%	91.8%	8.2%
3:00 AM	99.2%	0.8%	97.4%	2.6%	12.5%	-	12.5%	-	-	-	-	-	79.9%	20.1%	58.6%	41.4%	80.3%	19.7%
4:00 AM	96.4%	3.6%	99.8%	0.2%	16.7%	-	16.7%	-	-	-	-	-	93.9%	6.1%	99.4%	0.6%	96.7%	3.3%
5:00 AM	97.5%	2.5%	98.4%	1.6%	20.8%	94.5%	20.8%	-	89.8%	10.2%	85.5%	14.5%	52.5%	47.5%	53.9%	46.1%	58.5%	41.5%
6:00 AM	97.0%	8.0%	91.3%	8.7%	25.0%	79.2%	25.0%	48.2%	76.5%	23.5%	96.8%	3.2%	49.3%	50.7%	62.9%	37.1%	65.5%	34.5%
7:00 AM	94.2%	5.8%	93.0%	7.0%	29.2%	99.6%	29.2%	63.6%	83.3%	16.7%	65.7%	34.3%	45.8%	54.2%	57.4%	42.6%	70.1%	29.9%
8:00 AM	87.6%	12.4%	85.4%	14.6%	33.3%	97.7%	33.3%	89.3%	86.4%	13.6%	86.7%	13.8%	86.5%	13.5%	80.5%	19.5%	85.4%	14.6%
9:00 AM	93.4%	6.6%	90.2%	9.8%	37.5%	95.3%	37.5%	87.9%	88.0%	12.0%	84.8%	15.2%	79.6%	20.4%	78.1%	21.9%	87.4%	12.6%
10:00 AM	92.3%	7.7%	92.3%	7.7%	41.7%	83.8%	41.7%	81.3%	87.8%	12.2%	89.0%	11.0%	91.1%	8.9%	94.2%	5.8%	91.4%	8.5%
11:00 AM	87.5%	12.5%	84.5%	15.5%	45.8%	88.0%	45.8%	80.7%	86.7%	13.3%	83.8%	16.2%	78.2%	21.8%	89.0%	11.0%	84.7%	15.3%
12:00 PM	91.5%	8.5%	90.8%	9.2%	50.0%	97.6%	50.0%	87.9%	92.5%	7.5%	80.6%	19.4%	89.1%	10.9%	69.7%	30.3%	87.0%	13.0%
1:00 PM	91.6%	8.4%	92.7%	7.3%	54.2%	95.4%	54.2%	86.9%	91.6%	8.4%	81.9%	18.1%	81.0%	19.0%	62.4%	37.6%	86.7%	13.8%
2:00 PM	88.2%	11.1%	84.5%	15.5%	58.3%	98.3%	58.3%	86.5%	94.8%	5.2%	93.3%	6.7%	75.8%	24.2%	84.6%	15.4%	86.5%	13.5%
3:00 PM	92.1%	7.9%	82.7%	17.3%	62.5%	96.1%	62.5%	90.7%	84.9%	15.2%	87.2%	12.8%	57.8%	42.2%	62.9%	37.1%	79.5%	20.5%
4:00 PM	85.3%	14.7%	86.7%	13.3%	66.7%	98.0%	66.7%	84.3%	92.3%	7.7%	93.0%	7.0%	88.7%	11.3%	89.7%	10.3%	88.2%	11.8%
5:00 PM	87.8%	12.2%	81.6%	18.4%	70.8%	97.3%	70.8%	91.0%	95.8%	4.2%	85.0%	15.0%	81.7%	18.3%	81.2%	18.8%	84.9%	15.1%
6:00 PM	86.5%	13.5%	82.5%	17.5%	75.0%	96.7%	75.0%	67.4%	94.6%	5.4%	90.5%	9.5%	87.2%	12.8%	85.9%	14.1%	85.8%	14.2%
7:00 PM	83.4%	16.6%	82.4%	17.6%	79.2%	99.7%	79.2%	94.1%	97.7%	2.3%	66.0%	34.0%	82.8%	17.2%	89.1%	10.9%	83.6%	16.4%
8:00 PM	76.4%	23.6%	73.6%	26.4%	83.3%	98.4%	83.3%	60.5%	99.2%	0.8%	51.2%	48.8%	88.0%	12.0%	84.6%	15.4%	77.4%	22.6%
9:00 PM	74.3%	25.7%	71.9%	28.1%	-	87.5%	39.6%	99.2%	99.2%	0.8%	41.4%	58.6%	22.7%	22.7%	91.2%	8.8%	76.0%	24.0%
10:00 PM	80.2%	19.8%	76.5%	23.5%	91.7%	54.5%	91.7%	81.6%	99.3%	0.8%	21.5%	78.5%	84.7%	15.3%	84.7%	15.3%	80.1%	19.9%
11:00 PM	79.9%	20.1%	71.0%	29.0%	95.8%	-	95.8%	-	92.6%	7.4%	98.2%	1.8%	82.2%	17.8%	77.4%	22.6%	77.3%	22.7%

Total Port Occupancy by Charging Station

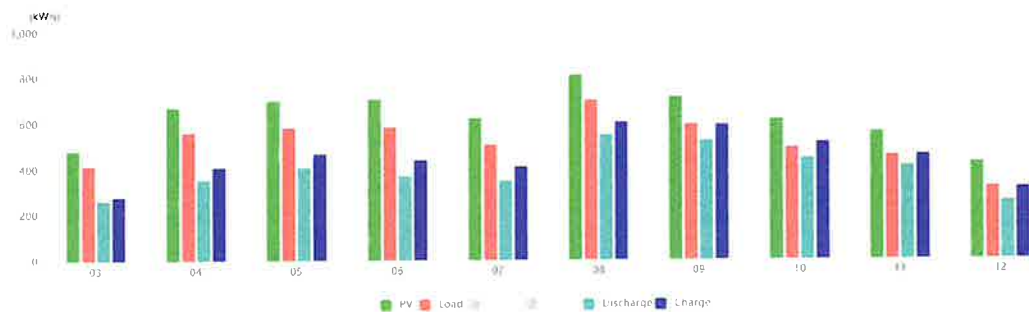


Average Daily Port Occupancy by Time of Day for each Charging Station

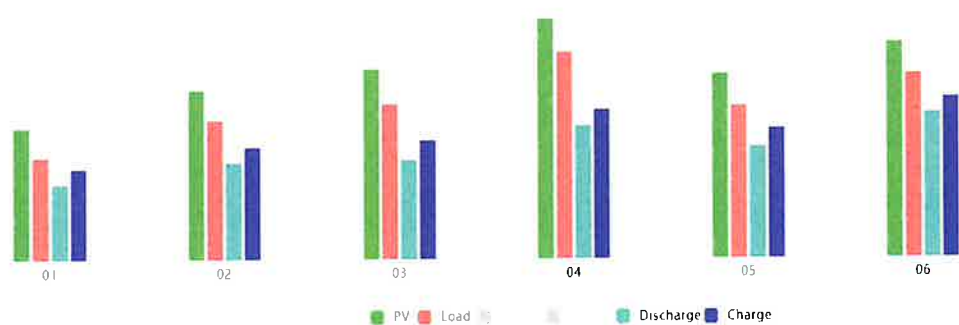


Energy Generation and Use for Senior Center Portable EV Charging Station by Month

2022

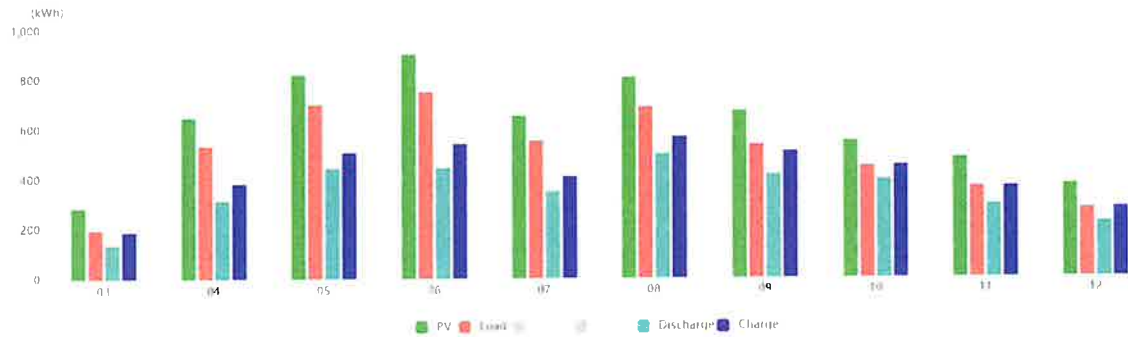


2023

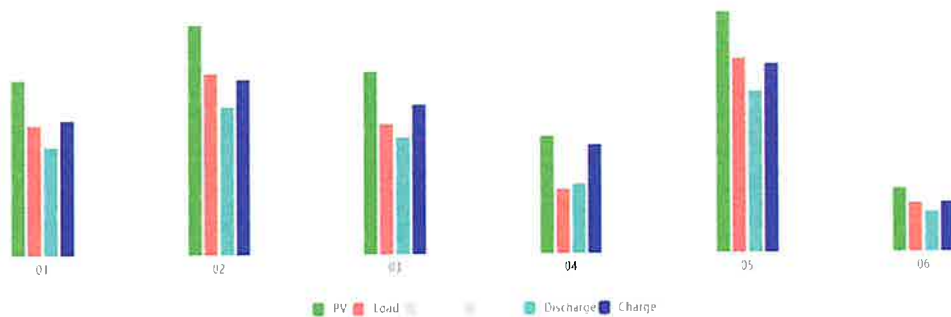


Energy Generation and Use for Community Center Portable EV Charging Station by Month

2022



2023





ELECTRIC VEHICLE CHARGING STATION POLICY

COUNCIL POLICY
Adopted: 9/17/2024

The purpose of this policy is to provide the guidelines for the City of Laguna Niguel's Electric Vehicle (EV) charging station network. The policy outlines the fees for public use of the City-owned EV charging stations and provides guidance on maintenance and other operating costs and defines the parameters for expanding the City's EV charging station network.

A. Fees

The fees for public use of the City-owned EV charging stations are shown in the table below. The fees described herein will become effective on January 1, 2025.

Fee Description	New Fee Amount	When Fee Is Assessed
Charging Fee²		
Level 2 Charging Station	\$0.25 per kilowatt hour	Upon Plug-In
Level 3 Direct Current Fast Charging Station	\$0.40 per kilowatt hour	Upon Plug-In
Overstay Fee³	\$15.00 per hour (\$0.25 per minute)	See Note 3 below
Dwell Time Fee⁴	\$10.00 per hour (\$0.167 per minute)	See Note 4 below

Notes:

1. The charging time limit for all City-owned Electric Vehicle (EV) charging stations is three (3) hours with a 15-minute grace period, with the exception of the EV charging stations located at the Laguna Niguel/Mission Viejo Metrolink Station.
2. The Charging Fee is assessed at all City-owned EV charging stations upon plugging into the charging station, with the exception of the portable, solar-powered stations.

3. The Overstay Fee is assessed at all City-owned EV charging stations following the expiration of the 3-hour charging time limit and 15-minute grace period, with the exception of the EV charging stations located at the Laguna Niguel/Mission Viejo Metrolink Station.
4. The Dwell Time Fee is assessed at all City-owned EV charging stations at the time an EV battery is fully charged and following the expiration of a 15-minute grace period, with the exception of the EV charging stations located at the Laguna Niguel/Mission Viejo Metrolink Station.
5. Fees collected from the public for its use of the City-owned EV charging stations shall be used to offset the City's electricity and operating costs.

B. Maintenance and other operating costs

The Maintenance and other operating costs associated with the City-owned EV charging stations will continue to be budgeted in the City's annual Operating Budget.

C. Expanding the City-owned EV charging station network

The expansion of the City-owned EV charging station network will be based upon user demand and availability of grant funding.

Public Works Encroachment/ Engineering Fees Supplemental Data



Proposed Adoption June 3, 2025

Budget 2025-2026						
Description						
Direct Personnel						
Permit Personnel Expenses - Salaries and Benefits		FB Hourly Rate	Working Hours	Total	Permit Related	Net
Assistant Engineer		\$ 80.94	1,664	\$ 134,684	95%	\$ 127,950
Sr. Public Works Inspector		\$ 84.69	1,664	\$ 140,924	95%	\$ 133,878
Public Works Inspector		\$ 74.95	1,664	\$ 124,717	75%	\$ 93,538
Principal Civil Engineer		\$ 119.05	1,664	\$ 198,099	75%	\$ 148,574.40
Subtotals				\$ 598,424		\$ 503,940
G8/(4) FTE Positions/1,664 annual "net" hours=						\$ 75.71
Department Costs						
MGT/ADMIN Personnel Expenses		FB Hourly Rate	Working Hours	Total	Permit Related	Net
Public Works Director		\$ 160.38	1,664	\$ 266,872	2%	\$ 5,337
Engineering Services Manager		\$ 123.14	1,664	\$ 204,905	15%	\$ 30,736
Maintenance Services Manager		\$ 116.37	1,664	\$ 193,640	5%	\$ 9,682
Street Maintenance Superintendent		\$ 96.87	1,664	\$ 161,192	15%	\$ 24,179
Senior Civil Engineer		\$ 97.25	1,664	\$ 161,824	0%	\$ -
Associate Engineer		\$ 91.50	1,664	\$ 152,256	8%	\$ 12,180
Assistant Engineer		\$ 69.62	1,664	\$ 115,848	10%	\$ 11,585
Senior Management Analyst		\$ 81.46	1,664	\$ 135,549	2%	\$ 2,711
Management Analyst		\$ 73.52	1,664	\$ 122,337	5%	\$ 6,117
Administrative Secretary		\$ 55.42	1,664	\$ 92,219	5%	\$ 4,611
PT: Engineering Interns and Receptionist		\$ 24.43	1,664	\$ 40,652	8%	\$ 3,252
Subtotals				\$ 1,647,293		\$ 110,390
Dept Resources - Expenses Non-Personnel				Total	Permit Related	Net
100-29-5040	Clothing and Personnel Supplies		\$	9,000	15%	\$ 1,350
100-29-5080	Computer Software/Tech		\$	42,000	15%	\$ 6,300
100-29-5170	Fleet Gasoline		\$	73,080	35%	\$ 25,578
100-29-5180	Fleet Maintenance		\$	76,200	30%	\$ 22,860
100-29-5300	Equipment - Leases & Maintenance		\$	14,000	70%	\$ 9,800
100-29-5440	Membership and Dues		\$	2,000	20%	\$ 400
100-29-5460	Operational Supplies		\$	15,000	25%	\$ 3,750
100-29-5500	Printing and Mailing		\$	8,000	10%	\$ 800
100-29-5520	Promotional		\$	20,000	5%	\$ 1,000
100-29-5550	Public Notices		\$	5,000	25%	\$ 1,250
100-29-5620	Recycling Materials		\$	5,000	0%	\$ -
100-29-5620	Resource Materials		\$	1,000	20%	\$ 200
100-29-5661	Specialty Tools		\$	1,000	25%	\$ 250
100-29-5720	Training, Meetings, & Conferences		\$	15,000	15%	\$ 2,250
100-29-6140	Contracted Services Other		\$	215,000	0%	\$ -
100-29-6175	Crossing Guard Services		\$	245,000	0%	\$ -
100-29-6725	Professional Services Other		\$	800,000	0%	\$ -
100-29-6750	Public Works Inspections		\$	200,000	20%	\$ 40,000
100-29-6800	Traffic Engineering		\$	180,000	15%	\$ 27,000
100-29-6850	Underground Service Alert		\$	12,000	70%	\$ 8,400
100-29-7250	Furniture & Equipment		\$	10,000	15%	\$ 1,500
	City Hall Utilities- Electricity		\$	161,582	25%	\$ 40,396
	City Hall Utilities- Gas		\$	30,607	25%	\$ 7,652
	City Hall Utilities- Water		\$	15,605	25%	\$ 3,901
Subtotals			\$	2,156,074		\$ 204,637
Total Indirect Costs						\$ 315,027
G55/(4)/1,664						\$ 47.33
City Overhead						
Supporting Departments			Total	Modified Budget		
Administration			\$ 1,705,381	\$ 20,000		
Finance			\$ 1,219,596	\$ 100,000		
Non-Departmental & IT			\$ 3,203,954	\$ 100,000		
Subtotals			\$ 6,128,931	\$ 220,000		
Total City Expenditures				\$ 5,908,931		
External Administration/Indirect Rate					3.72%	
						\$ 2.82
				Total Hourly Rate	\$	125.86

Public Works - Engineering and Encroachment Fee Schedule

Service Name	Current Fee	Deposit/Flat Fee	Proposed Fee	Deposit/Fee
ENGINEERING FEE SCHEDULE				
DEVELOPMENT FEES				
Final Tract Map	\$882 + \$49/Lot	Fee	\$2,000	Deposit
Final Parcel Map	\$735 + \$247/Lot	Fee	\$2,000	Deposit
Lot Line Adjustment	\$196 + \$49/Parcel	Fee	\$2,000	Deposit
Amending Final Maps	\$500 deposit + Hourly Rate	Deposit+Fee	\$2,000	Deposit
Certificate of Correction	\$500 deposit + Hourly Rate	Deposit+Fee	\$2,000	Deposit
Certificate of Compliance	\$500 deposit + Hourly Rate	Deposit+Fee	\$2,000	Deposit
Easement documents	\$500 deposit + Hourly Rate	Delete	-	-
Vacation Request	\$1,125	Delete	-	-
Agreements (Subdivision Improvement, Maintenance) ²	-	-	\$2,000	Deposit
IMPROVEMENT PLAN CHECKING				
Improvement Plan Checks (Civil and Landscape)	\$500	Fee	\$5,000	Deposit
Improvement Plan 2nd checks (\$0-25k value)	\$500	Delete		
Improvement Plan 2nd Checks (\$25k-100K value)	\$500 Deposit + \$215 Fee	Delete		
Improvement Plan 2nd Checks (\$100k-200K value)	\$500 Deposit + \$1,080 Fee	Delete		
Improvement Plan 2nd Checks (\$200k-300K value)	\$500 Deposit + \$2,175 Fee	Delete		
Improvement Plan 2nd Checks (\$300k-400K value)	\$500 Deposit + \$3,170 Fee	Delete		
Improvement Plan 2nd Checks (\$400K value)	\$500 Deposit + \$4,215 Fee	Delete		
LANDSCAPE INSPECTIONS				
Landscape Plan Checks (\$0k to \$10k value)	\$155 + 2% of exceeding \$0	Deposit+Fee	-	-
Landscape Plan Checks (\$10k-\$50k value)	\$170 + 1.9% of exceeding \$10,000	Delete	-	-
Landscape Plan Check (\$50k-\$100k value)	\$405 + 1.4% of exceeding \$50,000	Delete	-	-
Landscape Plan Check (\$100k+ value)	\$720 + 1.1% of exceeding \$100,000	Delete	-	-
Inspection Fees (\$0-\$25k value)	\$0 + 5.8% of exceeding \$0	Delete	-	-
Inspection (\$25k – \$100k value)	\$1,450+ 4.7% of exceeding \$25,000	Delete	-	-
Inspection (\$100k+ value)	\$4975 + 4.1% of exceeding \$100,000	Delete	-	-
Inspection Fees	-	-	\$2,000	Deposit ³
OTHER				
Flood Hazard Report Review	\$185	Fee	\$1,000	Deposit
Water Surface Report	\$130	Delete	-	-
Change in Tract/Parcel Ownership	\$290	Delete	-	-
Technical Report and Real Property Reviews	-	-	\$1,000	Deposit
Extraordinary Overtime After hours inspection	\$150	Fee	\$200	Fee ⁴
ENCROACHMENT FEE SCHEDULE				
ENCROACHMENT FEES				
Pothole (typical utility cut in asphalt 2' x 2')	\$300	Delete	-	-
Curb Core (drain line through curb)	\$75	Delete	-	-
Remove & Replace/Install New Sidewalk, Curb & Gutter (10 linear feet or less)	\$300	Delete	-	-
Widen Driveway Approach/Install New Driveway Approach/Remove & Replace Existing Approach	\$300	Delete	-	-
Trench in Dirt/Grass Area (10 linear feet or less)	\$150	Delete	-	-
Raise Manhole or Valve to Grade	\$150	Delete	-	-
Traffic Control Plan Review	-	-	\$2,000	Deposit
Inspections in Public Right-of-Way	\$75	Fee	\$100	Fee ³
Agreements (Easement, Encroachment, Maintenance, License)	-	-	\$2,000	Deposit
Storage of Trash Bin in the Public Right-of-Way	\$75	Fee	\$75	Flat Fee
Storage of Paver Pallets in the Public Right-of-Way	\$500 Deposit + \$300 Fee	Deposit + Fee	\$300	Flat Fee
Pools and Spas	\$500 Deposit + \$300 Fee	Deposit + Fee	\$300	Flat Fee
For all other work	\$75	Per Hour/Fee	\$100	Fee ³
After Hours Inspection	\$150	Fee	\$200	Fee ⁴
Saturday Work Permit	\$550	Fee	\$550	Fee ⁵
TRANSPORTATION PERMITS ⁶				
Single Transportation Permit	\$16	Fee	\$16	Fee
Annual Transportation Permit	\$90	Fee	\$90	Fee

Notes:

1. The deposit amount required at the time of submittal is an estimate of the cost of an average project. An hourly rate of **\$100** will be charged against the deposit for actual staff time to process the application. Additionally, should the services of external third-party consultants on behalf of the City be necessary for application review, these direct costs incurred by the City will also be charged against the deposit. Total processing costs may be more or less than the initial deposit. If the actual cost exceeds the deposit, additional funds will be required to continue processing the project. If the actual cost is less than the deposit, the balance will be refunded. Flat-fee amounts are nonrefundable.
2. Agreements (Including but not limited to Easement, Property, Subdivision Improvement, Maintenance, License, or Right of Way Disposition)
3. Fees will be based on the estimated number of inspection hours. Minimum two (2) inspections per day, at the hourly rate of **\$100**. If an individual inspection lasts more than one hour the inspector may charge an additional hourly rate beyond the first hour.
4. Minimum of Two (2) hours, twice the normal hourly rate of **\$100**. Normal Business Hours are Monday-Friday from 8 am to 5 pm. Fees will be based on the estimated number of inspection hours, the inspector may charge an additional hourly rate beyond the two hours.
5. Saturday Work Permit fee is an addition to any inspection fees.
6. Fee set by the State. Fee will be automatically adjusted is accordance with updates by the state.
7. For services requested of City staff which have no deposit/fee listed in this fee schedule, the Public Works Director or their designee shall determine the appropriate deposit/fee based on the established hourly rate. Additionally, the City will pass-through to the applicant any incurred costs from the use of external third-party consultants if required to process the specific request or application.
8. Flat fees and hourly rates charges against deposits shall be annually adjusted based on CPI (Los Angeles Index). Annual rate adjustments do not apply to the storage of Paver Pallets in the Public Right-of-Way, Pools and Spas, or the Storage of Trash Bins in the Public Right-of-Way.

Public Works - Engineering and Encroachment Fee Schedule

Service Name	Current Fee	Deposit/Flat Fee	Proposed Fee	Deposit/Fee
ENGINEERING FEE SCHEDULE				
DEVELOPMENT FEES				
Final Tract Map	\$882 + \$49/Lot	Fee	\$2,000	Deposit
Final Parcel Map	\$735 + \$247/Lot	Fee	\$2,000	Deposit
Lot Line Adjustment	\$196 + \$49/Parcel	Fee	\$2,000	Deposit
Amending Final Maps	\$500 deposit + Hourly Rate	Deposit+Fee	\$2,000	Deposit
Certificate of Correction	\$500 deposit + Hourly Rate	Deposit+Fee	\$2,000	Deposit
Certificate of Compliance	\$500 deposit + Hourly Rate	Deposit+Fee	\$2,000	Deposit
Agreements (Subdivision Improvement, Maintenance) ²	-	-	\$2,000	Deposit
IMPROVEMENT PLAN CHECKING				
Improvement Plan Checks (Civil and Landscape)	\$500	Fee	\$5,000	Deposit
LANDSCAPE INSPECTIONS				
Inspection Fees	-	-	\$2,000	Deposit ³
OTHER				
Flood Hazard Review	\$185	Fee	\$1,000	Deposit
Technical Report and Real Property Reviews	-	-	\$1,000	Deposit
After hours inspection	\$150	Fee	\$200	Fee ⁴
ENCROACHMENT FEE SCHEDULE				
ENCROACHMENT FEES				
Traffic Control Plan Review	-	-	\$2,000	Deposit
Inspections in Public Right-of-Way	\$75	Fee	\$100	Fee ³
Agreements (Easement, Encroachment, Maintenance, License)	-	-	\$2,000	Deposit
Storage of Trash Bin in the Public Right-of-Way	\$75	Fee	\$75	Flat Fee
Storage of Paver Pallets in the Public Right-of-Way	\$500 Deposit + \$300 Fee	Deposit + Fee	\$300	Flat Fee
Pools and Spas	\$500 Deposit + \$300 Fee	Deposit + Fee	\$300	Flat Fee
For all other work	\$75	Per Hour/Fee	\$100	Fee ³
After Hours Inspection	\$150	Fee	\$200	Fee ⁴
Saturday Work Permit	\$550	Fee	\$550	Fee ⁵
TRANSPORTATION PERMITS⁶				
Single Transportation Permit	\$16	Fee	\$16	Fee
Annual Transportation Permit	\$90	Fee	\$90	Fee

Notes:

1. The deposit amount required at the time of submittal is an estimate of the cost of an average project. An hourly rate of **\$100** will be charged against the deposit for actual staff time to process the application. Additionally, should the services of external third-party consultants on behalf of the City be necessary for application review, these direct costs incurred by the City will also be charged against the deposit. Total processing costs may be more or less than the initial deposit. If the actual cost exceeds the deposit, additional funds will be required to continue processing the project. If the actual cost is less than the deposit, the balance will be refunded. Flat-fee amounts are nonrefundable.
2. Agreements (Including but not limited to Easement, Property, Subdivision Improvement, Maintenance, License, or Right of Way Disposition)
3. Fees will be based on the estimated number of inspection hours. Minimum two (2) inspections per day, at the hourly rate of **\$100**. If an individual inspection lasts more than one hour the inspector may charge an additional hourly rate beyond the first hour.
4. Minimum of Two (2) hours, twice the normal hourly rate of \$100. Normal Business Hours are Monday-Friday from 8 am to 5 pm. Fees will be based on the estimated number of inspection hours, the inspector may charge an additional hourly rate beyond the two hours.
5. Saturday Work Permit fee is an addition to any inspection fees.
6. Fee set by the State. Fee will be automatically adjusted in accordance with updates by the state.
7. For services requested of City staff which have no deposit/fee listed in this fee schedule, the Public Works Director or their designee shall determine the appropriate deposit/fee based on the established hourly rate. Additionally, the City will pass-through to the applicant any incurred costs from the use of external third-party consultants if required to process the specific request or application.
8. Flat fees and hourly rates charges against deposits shall be annually adjusted based on CPI (Los Angeles Index). Annual rate adjustments do not apply to the storage of Paver Pallets in the Public Right-of-Way, Pools and Spas, or the Storage of Trash Bins in the Public Right-of-Way.

Public Works - Engineering and Encroachment Fee Schedule

Service Name	Proposed Fee	Deposit/Fee
DEVELOPMENT FEES		
Final Tract Map	\$2,000	Deposit
Final Parcel Map	\$2,000	Deposit
Lot Line Adjustment	\$2,000	Deposit
Amending Final Maps	\$2,000	Deposit
Certificate of Correction	\$2,000	Deposit
Certificate of Compliance	\$2,000	Deposit
Agreements (Subdivision Improvement, Maintenance) ²	\$2,000	Deposit
IMPROVEMENT PLAN CHECKING		
Improvement Plan Checks (Civil and Landscape)	\$5,000	Deposit
LANDSCAPE INSPECTIONS		
Inspection Fees	\$2,000	Deposit ³
OTHER		
Flood Hazard Review	\$1,000	Deposit
Technical Report and Real Property Reviews	\$1,000	Deposit
After hours inspection	\$200	Fee ⁴
ENCROACHMENT FEES		
Traffic Control Plan Review	\$2,000	Deposit
Inspections in Public Right-of-Way	\$100	Fee ³
Agreements (Easement, Encroachment, Maintenance, License)	\$2,000	Deposit
Storage of Trash Bin in the Public Right-of-Way	\$75	Flat Fee
Storage of Paver Pallets in the Public Right-of-Way	\$300	Flat Fee
Pools and Spas	\$300	Flat Fee
For all other work	\$100	Fee ³
After Hours Inspection	\$200	Fee ⁴
Saturday Work Permit	\$550	Fee ⁵
TRANSPORTATION PERMITS⁶		
Single Transportation Permit	\$16	Fee
Annual Transportation Permit	\$90	Fee

Notes:

1. The deposit amount required at the time of submittal is an estimate of the cost of an average project. An hourly rate of \$100 will be charged against the deposit for actual staff time to process the application. Additionally, should the services of external third-party consultants on behalf of the City be necessary for application review, these direct costs incurred by the City will also be charged against the deposit. Total processing costs may be more or less than the initial deposit. If the actual cost exceeds the deposit, additional funds will be required to continue processing the project. If the actual cost is less than the deposit, the balance will be refunded. Flat-fee amounts are nonrefundable.

2. Agreements (Including but not limited to Easement, Property, Subdivision Improvement, Maintenance, License, or Right of Way Disposition)

3. Fees will be based on the estimated number of inspection hours. Minimum two (2) inspections per day, at the hourly rate of \$100. If an individual inspection lasts more than one hour the inspector may charge an additional hourly rate beyond the first hour.

- 4. Minimum of Two (2) hours, twice the normal hourly rate of \$100. Normal Business Hours are Monday-Friday from 8 am to 5 pm. Fees will be based on the estimated number of inspection hours, the inspector may charge an additional hourly rate beyond the two hours.*
- 5. Saturday Work Permit fee is an addition to any inspection fees.*
- 6. Fee set by the State. Fee will be automatically adjusted in accordance with updates by the state.*
- 7. For services requested of City staff which have no deposit/fee listed in this fee schedule, the Public Works Director or their designee shall determine the appropriate deposit/fee based on the established hourly rate. Additionally, the City will pass-through to the applicant any incurred costs from the use of external third-party consultants if required to process the specific request or application.*
- 8. Flat fees and hourly rates charges against deposits shall be annually adjusted based on CPI (Los Angeles Index). Annual rate adjustments do not apply to the storage of Paver Pallets in the Public Right-of-Way, Pools and Spas, or the Storage of Trash Bins in the Public Right-of-Way.*

Public Works Fee Study Comparison

South OC Cities:	Lake Forest	Dana Point	Aliso Viejo	San Clemente	Laguna Beach	Laguna Hills	Laguna Niguel Current	Laguna Niguel Proposed	MGT Rate	Infaltion Adjusted Current Rate
Hourly Rate	\$ 140	\$ 132	\$ 135	\$ 149	-	-	\$ 75	\$ 125	\$ 120	\$ 130

Crown Valley Community Center Facility Use Fees Supplemental Data



Proposed Adoption June 3, 2025

Crown Valley Community Center: PROPOSED Facility Use Fee Schedule (Effective July 1, 2025)						
Fee Description	Fee Amount					
Reservable Spaces	Resident, Non-Profit	Resident, Private	Resident, Commercial	Non-Resident, Non-Profit	Non-Resident, Private	Non-Resident, Commercial
Fit Terrace 1	\$20	\$30	\$60	\$30	\$60	\$90
Fit Terrace 2	\$20	\$30	\$60	\$30	\$60	\$90
CoLab	\$35	\$45	\$75	\$45	\$75	\$105
Think Tank	\$35	\$45	\$75	\$45	\$75	\$105
View Room	\$50	\$65	\$115	\$65	\$115	\$165
View Room A	\$40	\$50	\$80	\$50	\$80	\$110
View Room B	\$35	\$45	\$75	\$45	\$75	\$105
Studio	\$50	\$60	\$110	\$60	\$110	\$160
Live Well	\$55	\$65	\$115	\$65	\$115	\$165
Saddleback Deck	\$120	\$130	\$225	\$130	\$225	\$320
Crown Ballroom	\$145	\$190	\$300	\$190	\$300	\$395
Crown A	\$95	\$125	\$250	\$125	\$250	\$315
Crown B	\$95	\$125	\$250	\$125	\$250	\$315
Catering Kitchen	\$55	\$65	\$80	\$65	\$80	\$95
Prep Kitchen	\$30	\$40	\$55	\$40	\$55	\$70
Exclusive Use of Facility Fee (includes 15% discount)						
	\$500	\$600	\$1,015	\$600	\$1,015	\$1,432
Note: Ampitheater, Valley Plaza, and Sprayground not included in exclusive use agreements						
Reservable Exterior	Resident, Non-Profit	Resident, Private	Resident, Commercial	Non-Resident, Non-Profit	Non-Resident, Private	Non-Resident, Commercial
Valley Plaza	\$20	\$30	\$60	\$30	\$60	\$90
Sprayground	\$20	\$30	\$60	\$30	\$60	\$90
Ampitheater	\$50	\$70	\$175	\$70	\$90	\$225
Security Deposit (no change)			Flat Fee Amount			
Full Ballroom			\$500			
Half Ballroom			\$300			
All Other Rooms			\$100			
Activities Including Alcohol			\$500			
Equipment Fees			Fee Amount			
Wooden Chairs (up to 208)			\$5 each			
Cocktail Tables (up to 10)			\$15 each			
Bars (up to 2)			\$100 each			
Miscellaneous Fees			Fee Amount			
Unauthorized Extension of Time Penalty Fee			\$100/hour			
Incidental Fee			Actual Cost			
Janitorial Services			*Actual Cost			
			*Estimated at \$175			

FACILITY USE FEES COMPARISONS (04.10.2025)																				
	RESIDENT RATES (HOURLY, UNLESS OTHERWISE SPECIFIED)																			
	CITY OF LAGUNA NIGUEL				CITY OF LAKE FOREST			CITY OF LAGUNA HILLS			CITY OF MISSION VIEJO			CITY OF SAN JUAN CAPISTRANO			CITY OF DANA POINT			80TH PERCENTILE
	Last updated: 2020				Last updated: 2024			Last updated: 2025			Last updated: 2022			Last updated: before 2015						
	CAPACITY	DEPOSIT	CURRENT	PROPOSED	CAPACITY	DEPOSIT	CURRENT	CAPACITY	DEPOSIT	CURRENT	CAPACITY	DEPOSIT	CURRENT	CAPACITY	DEPOSIT	CURRENT	CAPACITY	DEPOSIT	CURRENT	
LARGE EVENT ROOM	208/270	\$500.00			330/525	\$500.00		300/500	\$500.00		300/360	\$300.00		225/300	\$400.00		N/A	N/A		
Private			\$135.00	\$190.00			\$240.00			\$180.00			\$174.00			\$132.43			\$120.00	\$192.00
Non-Profit			\$125.00	\$145.00			\$180.00			\$135.00			\$138.00			\$132.43			\$60.00	\$146.40
Commercial			\$230.00	\$300.00			\$600.00			\$365.00			\$390.00			\$156.22			\$180.00	\$432.00
LARGE CLASSROOM	104/120	\$300.00			240/325	\$250.00		80/125	\$250.00		96/110	\$100.00		75/115	\$300.00		N/A	N/A		
Private			\$80.00	\$125.00			\$160.00			\$100.00			\$112.00			\$72.42			\$30.00	\$121.60
Non-Profit			\$70.00	\$95.00			\$120.00			\$85.00			\$88.00			\$72.42			\$20.00	\$94.40
Commercial			\$175.00	\$250.00			\$400.00			\$210.00			\$296.00			\$96.22			\$60.00	\$316.80
MEDIUM CLASSROOM	50	\$100.00			24/40	\$50.00		56	\$250.00		48/50	\$50.00								
Private			\$65.00	\$65.00			\$60.00			\$60.00			\$41.00							\$60.00
Non-Profit			\$50.00	\$50.00			\$50.00			\$45.00			\$33.00							\$48.00
Commercial			\$115.00	\$115.00			\$90.00			\$130.00			\$120.00							\$126.00
SMALL CLASSROOM	20	\$100.00			20	\$50.00		25	\$250.00		18/25	\$25.00		14/30	\$300.00		N/A	N/A		
Private			\$50.00	\$50.00			\$40.00			\$50.00			\$35.00			\$24.83			\$15.00	\$42.00
Non-Profit			\$40.00	\$40.00			\$30.00			\$40.00			\$27.00			\$24.83			\$10.00	\$32.00
Commercial			\$80.00	\$80.00			\$70.00			\$110.00			\$93.00			\$48.63			\$30.00	\$96.40
DECK/COURTYARD/PATIO	100	\$100.00			120	\$200.00		N/A	N/A		86+	\$50.00		N/A	N/A					
Private			\$130.00	\$130.00			\$75.00			\$30.00			\$35.00			\$181.05				\$117.42
Non-Profit			\$120.00	\$120.00			\$50.00			\$25.00			\$27.00			\$181.05				\$102.42
Commercial			\$225.00	\$225.00			\$200.00			\$60.00			\$77.00			\$181.05				\$188.63
OUTDOOR SPACES	200	\$100.00			120	\$200.00		N/A	N/A											
Private			\$60.00	\$70.00			\$75.00			\$75.00										\$75.00
Non-Profit			\$40.00	\$50.00			\$50.00			\$70.00										\$66.00
Commercial			NONE	\$175.00			\$200.00			\$230.00										\$224.00
CATERING KITCHEN	N/A	N/A	FLAT FEE		N/A	N/A	HOURLY	N/A	N/A	FLAT	N/A	N/A	HOURLY	N/A	N/A	FLAT	N/A	N/A	HOURLY	
Private			\$60.00	\$65.00			\$20.00			\$35.00			\$35.00			\$75.00			\$30.00	\$67.00
Non-Profit			\$50.00	\$55.00			\$10.00			\$35.00			\$30.00			\$75.00			\$20.00	\$67.00
Commercial			\$75.00	\$80.00			\$40.00			\$65.00			\$93.00			\$75.00			\$60.00	\$73.00

FACILITY USE FEES COMPARISONS (04.10.2025)

	NON-RESIDENT RATES (HOURLY, UNLESS OTHERWISE SPECIFIED)																			
	CITY OF LAGUNA NIGUEL				CITY OF LAKE FOREST			CITY OF LAGUNA HILLS			CITY OF MISSION VIEJO			CITY OF SAN JUAN CAPISTRANO			CITY OF DANA POINT			80TH PERCENTILE
	Last updated: 2020				Last updated: 2024			Last updated: 2016			Last updated: 2022			Last updated: before 2015						
	CAPACITY	DEPOSIT	CURRENT	PROPOSED	CAPACITY	DEPOSIT	CURRENT	CAPACITY	DEPOSIT	CURRENT	CAPACITY	DEPOSIT	CURRENT	CAPACITY	DEPOSIT	CURRENT	CAPACITY	DEPOSIT	CURRENT	
LARGE EVENT ROOM	208/270	\$500.00			330/525	\$500.00		300/500	\$500.00		300/360	\$300.00		225/300	\$400.00		N/A	N/A		
Private			\$230.00	\$300.00			\$480.00			\$270.00			\$264.00			\$180.02			\$165.00	\$312.00
Non-Profit			\$135.00	\$190.00			\$300.00			\$210.00			\$180.00			\$180.02			\$150.00	\$228.00
Commercial			\$325.00	\$395.00			\$750.00			\$365.00			\$390.00			\$360.04			\$180.00	\$462.00
LARGE CLASSROOM	104/120	\$300.00			240/325	\$250.00		80/125	\$250.00		96/110	\$100.00		75/115	\$300.00		N/A	N/A		
Private			\$175.00	\$250.00			\$320.00			\$170.00			\$198.00			\$72.42			\$50.00	\$222.40
Non-Profit			\$80.00	\$125.00			\$200.00			\$125.00			\$125.00			\$72.42			\$40.00	\$140.00
Commercial			\$270.00	\$315.00			\$480.00			\$210.00			\$296.00			\$240.02			\$60.00	\$332.80
MEDIUM CLASSROOM	50	\$100.00			24/40	\$50.00		56	\$250.00		48/50	\$50.00								
Private			\$115.00	\$115.00			\$80.00			\$100.00			\$88.00							\$95.20
Non-Profit			\$65.00	\$65.00			\$70.00			\$75.00			\$47.00							\$73.00
Commercial			\$165.00	\$165.00			\$110.00			\$130.00			\$120.00							\$126.00
SMALL CLASSROOM	20	\$100.00			20	\$50.00		25	\$250.00		18/25	\$25.00		14/30	\$300.00		N/A	N/A		
Private			\$80.00	\$80.00			\$60.00			\$85.00			\$60.00			\$24.83			\$25.00	\$65.00
Non-Profit			\$50.00	\$50.00			\$50.00			\$70.00			\$39.00			\$24.83			\$20.00	\$54.00
Commercial			\$110.00	\$110.00			\$90.00			\$110.00			\$93.00			\$144.84			\$30.00	\$116.97
DECK/COURTYARD/PATIO	100	\$100.00			120	\$200.00		N/A	N/A		86+	\$50.00		N/A	N/A					
Private			\$225.00	\$225.00			\$150.00			\$50.00			\$50.00			\$181.05				\$162.42
Non-Profit			\$130.00	\$130.00			\$100.00			\$40.00			\$39.00			\$181.05				\$132.42
Commercial			\$320.00	\$320.00			\$250.00			\$60.00			\$77.00			\$181.05				\$208.63
OUTDOOR SPACES	200	\$100.00			120	\$200.00		N/A	N/A											
Private			\$80.00	\$90.00			\$150.00			\$175.00										\$170.00
Non-Profit			\$60.00	\$70.00			\$100.00			\$160.00										\$148.00
Commercial			NONE	\$225.00			\$250.00			\$230.00										\$246.00
CATERING KITCHEN	N/A	N/A	FLAT FEE		N/A	N/A	HOURLY	N/A	N/A	FLAT	N/A	N/A	HOURLY	N/A	N/A	FLAT	N/A	N/A	HOURLY	
Private			\$75.00	\$80.00			\$35.00			\$40.00			\$60.00			\$75.00			\$50.00	\$68.00
Non-Profit			\$60.00	\$65.00			\$25.00			\$40.00			\$39.00			\$75.00			\$40.00	\$68.00
Commercial			\$90.00	\$95.00			\$50.00			\$65.00			\$93.00			\$125.00			\$60.00	\$113.00